



BEFORE YOU BUY
BEFORE YOU BUILD

Building Inspection Report

Inspection Date: Tue, 24 Feb 2026

Property Address: 23 Munro Ave, Cheltenham VIC 3192,
Australia



Contents

	The Parties
Section A	Results of inspection - summary
Section B	General
Section C	Accessibility
Section D	Significant Items
Section E	Additional comments
Section F	Annexures to this report

Definitions to help you better understand this report

Terms on which this report was prepared

Special conditions or instructions

If you have any queries with this report or require further information, please do not hesitate to contact the person who carried out the inspection.

This Report has been prepared in accordance with the pre-inspection agreement in place between the parties set out below, which set out the purpose and scope of the inspection, and the significant items that will be reported on. This Report reflects the opinion of the inspector based on the documents that have been provided. This Report should be read in its entirety and in the context of the agreed scope of Services. If there is a discrepancy between the summary findings and the body of the Report, the body of the Report will prevail. We recommend that you should promptly implement any recommendation or advice in this Report, including recommendations of further inspections by another specialist. If you have any queries with this Report or require further information, please do not hesitate to contact the person who carried out the inspection. This Report contains reference to material that is the copyright of Standards Australia reproduced under agreement with SAI Global to Jim's Building Inspections (Australia).

Original Inspection Date: Tue, 24 Feb 2026

The Parties

Name of the Client:

Name of the Principal(if Applicable):

Job Address: 23 Munro Ave, Cheltenham VIC 3192, Australia

Client's Email Address:

Client's Phone Number:

Consultant: Vince Paterno Ph: 0498 110 155
Email: Sandringham@jimsbuildinginspections.com.au

942154

Company Name: Jim's Building Inspections (Sandringham)

Company Address and Postcode: Mentone 3194

Company Email: Sandringham@jimsbuildinginspections.com.au

Company Contact Numbers: 0498 110 155

Special conditions or instructions

A report may be conditional on information provided by the person, agents or employees of the person requesting the report, apparent concealment of possible defects and a range of other factors

The following apply: Not Applicable

Section A Results of Inspection - summary

A summary of your inspection is outlined below; please also refer to the Report.

	Found	Not Found
Safety Hazard	✓	
Major Defect		✓
Minor Defect	✓	

Overall Condition

In summary, the building, compared to others of similar age and construction is in good condition with some minor defects found.

Section B General

General description of the property

Building Type	Residential
Company or Strata title	No
Floor	Concrete Stumps, Suspended Timber Frame
Furnished	Furnished
No. of bedrooms	3
Occupied	Occupied
Orientation	East
Other Building Elements	Carport, Driveway, Party Walls
Other Timber Bldg Elements	Floorboards, Veranda Posts, Window Frames, Landscaping Timbers and Construction, Skirting Boards, Doors, Door Frames, Deck, Architraves
Roof	Corrugated Iron (e.g. Colourbond), Pitched, Timber Framed
Storeys	Single
Walls	Brick Veneer
Weather	Fine

Section C Accessibility

Areas Inspected

The following areas were inspected. As documented in your Pre-Inspection Agreement, obstructions and limitations to the accessible areas for inspection are to be expected in any inspection. Refer also to our listing of obstructions and limitations.

- Exterior
- Interior

The inspection excludes areas which are affected by obstructions or where access is limited or unsafe. We do not move obstructions and building defects may not be obvious unless obstructions or unsafe conditions are removed to provide access.

Inaccessible Areas

The following areas were inaccessible:

- Ceiling Cavity - Part.
- Wall Exterior - where neighbouring buildings immediately adjoin.
- Subfloor.

Any areas which are inaccessible at the time of inspection present a high risk for undetected building defects. The client is strongly advised to make arrangements to access inaccessible areas urgently wherever possible.

Obstructions and Limitations

Building defects may be concealed by the following obstructions which prevented full inspection:

- Fixed Furniture - Built-in Cabinetry
- Floor coverings
- Furniture
- Subfloor was not able to be inspected - there was no access to this area.
- Rugs

The presence of obstructions increases the risk of undetected defects. The client should make arrangement to remove obstructions where ever possible and re-inspect these areas as a matter of urgency. See also overall risk rating for undetected defects.

Undetected defect risk

A risk rating is provided to help you understand the degree to which accessibility issues and the presence of obstructions have limited the scope of the inspection

The risk of undetected defects is: **Medium**

When the risk of undetected defects medium or high we strongly recommend further inspection once access is provided or if the obstruction can be removed. Contact us for further advice.

Section D Significant Items

Safety Hazard

Defects 1.01

Building:	Main Building
Location:	Family Room
Finding:	Fireplace
Information:	It is beyond the scope of this inspection report to comment on fireplaces, we recommend a professional chimney sweep check the safety of this fireplace prior to use.



Defects 1.02

Building:	Main Building
Location:	Hallway
Finding:	Smoke Detectors and Alarms
Information:	Reporting on Smoke Detectors or Alarms, including hard wired smoke detection systems and their legislative requirements, is outside the Scope of this Report.

Please note that this defect is highlighted as a caution only. We suspect, based on our experience in the building industry, that the absence of smoke detectors, or their poor condition, should be addressed as a matter of urgency to improve occupant safety.

Further Inspection and/or advisory services is necessary to provide advice on the sufficiency, type and location of smoke detectors, and to test the functionality of all devices. Greater requirements for fire safety and detection exist for commercial buildings.

Always ensure sufficient working and suitable smoke detectors are installed prior to occupying any building. Additionally, it is advised that all smoke detectors be tested by the homeowner on a monthly basis.

Please refer to AS3786 and state based legislation, which may also apply.




Defects 1.03

Building: Main Building

Location: Rear deck

Finding: Timber deck to fence

Information: A timber deck cannot encroach into the minimum 900mm setback required by the NCC, unless it is provided with some means of fire resistant construction. This ensures there is adequate fire separation between decks and the boundary to prevent the spread of fire to adjoining properties. This is particularly important due to the possibility of adjoining properties having decks that abut the common boundary fence, consequently enhancing the potential for spread of fire between both properties.



Defects 1.04

Building: Main Building

Location: Carport

Finding: Electrical wires exposed

Information: Exposed electrical wiring was identified. Exposed electrical wiring represents a potential safety hazard including for fire and personal contact. Contact a licensed electrician urgently for further inspection investigation and rectification.



Defects 1.05

Building: Main Building
Location: All Areas
Finding: Insulation - Covering downlights
Information: Sections of insulation in the roof void have been poorly installed or moved from their original position and are covering down light fittings. While the down lights have been fitted with appropriate protective covers, the presence of this insulation creates a potential fire hazard.

Any insulation within the vicinity of down light fixtures should be moved and re-applied to more appropriate sections of the roof void, thus ensuring the area is fire-safe. An insulation contractor should be appointed as soon as possible to perform any necessary works as required.

Unless the lighting manufacturer has approved that insulation can be installed over their lighting fixtures.





Major Defect

No evidence was found

Minor Defect


Defects 3.01

Building:	Main Building
Location:	Ensuite
Finding:	Evidence of excessive moisture in the bathroom was present at the time of inspection
Information:	Excessive moisture can attract termites and produce conditions that promote termite attack fungal growth and wood decay and deteriorate the surrounding building elements.

Excessive moisture may caused by poorly sealed shower screens, porous tiles, broken or deteriorated grouting and more.

It is highly recommended that all sealant, grouting, plumbing and drainage fixtures and fittings be maintained regularly in order to prevent excessive moisture being present in the internal property.






Defects 3.02

Building: Main Building
 Location: Bedroom - Master
 Finding: Door handle - Not latching
 Information: It was noted that the door in this area was not latching during operation at the time of inspection. Whilst detracting from the functionality of this building element, this minor defect may also be a security risk, and may therefore have serious implications if left unattended.

It is suspected that this defect has occurred due to minor issues with the associated hinges. Such damage is identified as general wear and tear, which is expected for building elements of this age.

A qualified carpenter or general handyperson may be appointed to perform rectification works as necessary, at client discretion. If left unattended, further functional impairment is likely to occur.



Defects 3.03

Building: Main Building
 Location: Bathroom
 Finding: Cabinetry - Loose hinges
 Information: Several cupboard doors are not level and detract from the operational state of the cabinetry. Upon further inspection, it was noted that the hinges to the cupboard doors have deteriorated over time and, as a result, have come loose from their original fixing. To improve operation of the affected cupboard doors, a general handyman may be appointed to replace the faulty hinges. Such works should be completed at discretion of the client.



Defects 3.04

Building:	Main Building
Location:	Rear Elevation
Finding:	Rain heads (Not Compliant)
Information:	The Stormwater Rainheads installed on this building were found to be non compliant with current standards.

A company called Dambusters make a suitable product that is considered compliant.

We recommend that a Roof Plumber be contacted as soon as possible to rework or replace to achieve Compliance.



Defects 3.05

Building:	Main Building
Location:	Exterior walls - right side
Finding:	HWS Overflow - Not Connected
Information:	The Hot Water System (HWS) overflow was found to be disconnected from storm water drainage and is creating excessive moisture in the surrounding area.

These damp conditions can lead to secondary defects such as rot, rust or corrosion of associated building elements, the formation of fungal decay, or even the creation of potential slip hazards. When coupled with poor site drainage, pooling of water may

also attract termite activity to this area.

It is highly recommended that a licensed plumber be appointed to connect the HWS overflow in order to prevent such an environment from being created. These minor works should be carried out as soon as possible.



Defects 3.06

Building: Main Building
 Location: Exterior walls - right side
 Finding: Brickwork - Step cracking (minor)
 Information: Step cracking was identified to the brickwork in this area at the time of inspection. Step cracking, which is similar to other forms of cracking, has a variety of possible causes. However, the most common is the subsidence of adjacent footings.

Step cracking is a relatively common defect, and is most likely to occur adjacent to windows, doors and other openings. Mortar failure in the gaps between affected bricks indicates the stresses and tensions affecting the wall.

Where step cracking is extensive or severe, the client is advised to consult a structural engineer. Minor step cracking can be used as a warning sign to address factors causing stress to the wall, which can include the effect of surrounding trees, water leaks, soil erosion, or even the presence of reactive soils in the surrounding area.



Defects 3.07

Building:	Main Building
Location:	Bathrooms
Finding:	Exhaust fan - sarking on roof
Information:	On inspection of the roof void, it was observed that the exhaust fans to the bathroom and ensuite do not exhaust directly to the outside of the building, which is required by the NCC if sarking has been fitted, as it has in this home.

NCC 3.8.5.1 states:

An exhaust fan or other means of mechanical ventilation may be used to ventilate a sanitary compartment, laundry or bathroom, or where mechanical ventilation is provided in accordance with 3.8.5.3(b), provided contaminated air exhaustsâ€”

(i) directly to outside the building by way of ducts or

(ii) into a roof space thatâ€”

(A) is adequately ventilated by open eaves, and/or roof vents or

(B) is covered by roof tiles WITHOUT SARKING or similar materials which would prevent venting

through gaps between the tiles.



Defects 3.08

Building:	Main Building
Location:	Kitchen
Finding:	Rangehood - Vented into roof space
Information:	The range hood flue was found to lead directly into the roof space, rather than venting to the exterior of the building.

The positioning of this flue is likely to lead to a build-up of grease and grime in the

surrounding area within the ceiling void, which can pose as a fire hazard in the roof void. The presence of insulation surrounding the flue adds to this fire safety risk.

Without re-direction to the exterior of the building, the Rangehood is not considered fully operational and is deemed a minor safety hazard. It is therefore preferable that the flue be re-directed to vent into the external environment. A licensed plumber should be appointed as soon as possible to provide further consultation on the scope of these works and to provide quotations for any necessary works.



Defects 3.09

Building:	Main Building
Location:	All Areas
Finding:	Insulation - Inadequate
Information:	Upon inspection of the roof void it was noted that there is a lack of adequate insulation.

Insufficient insulation will result in a comparatively higher cost to heat and cool a property as there is a lack of Insulation (or uneven coverage of insulation) which works as a barrier to heat transfer. This helps to keep out unwanted heat in summer and preserves warmth inside your home in winter. It can also help soundproof your home from unwanted airborne noise transfer.

Example - Where there is a gap in coverage totaling 5% there is a potential for up to 50% of the energy efficiency to escape.

The level of insulation in the property does not meet current Australian Standards. Installation of adequate insulation is required and should be conducted as soon as possible.

Caution should be exercised when accessing the roof void. Do not attempt to stand on the framework to the underside of the trusses and be aware there is a potential for electric shock if contact is made with exposed or faulty electrical wiring.



Section D Significant Items

D4 Further Inspections

We advise that you seek additional specialist inspections from a qualified and, where appropriate, licensed

- As identified in summary and defect statements
- Licensed Electrician
- Licensed Plumber specialising in Roof Plumbing

Jim's Building Inspections can put you in contact with qualified and licensed providers of these and other trades services. Please contact your inspector for recommendations, or visit www.jims.net.

D5 Conclusion - Assessment of overall condition of property

- On inspection, some minor defects and maintenance items were found as listed in the report. Please use this report as a maintenance list to rectify the defects found.

Please be aware that without attention, some minor defects may become major defects.

There was no evidence of a previous termite treatment, we recommend a preventative timber pest treatment to all Properties of this construction method.

There was no access to the subfloor at the time of inspection due to lack of clearance and ductwork.

Please read the report in full and contact me with any questions.

For further information, advice and clarification please contact Vince Paterno on: 0498 110 155

Section D Significant Items

The following items were noted as - For your information

Noted Item

Building: Main Building
Location: All Areas
Finding: Additional Photos - Obstructions and Limitations
Information: These photographs are an indication of the obstructions and limitations which impeded full inspection of the property at the time of inspection. These obstructions can hide an array of defects and should be removed to allow full inspection to be carried out. A re-inspection is recommended once the areas are made accessible.









Noted Item

Building: Main Building
 Location: Electrical Switchboard
 Finding: Termite Management System - no evidence of a chemical installation
 Information: The application of a post-construction chemical termite barrier is highly recommended for all properties, particularly if live termite activity has been found on the site previously. Such barriers are highly effective in preventing termite attack on any timber building elements throughout the property.

A durable notice should be placed in the switchboard unit to indicate current termite barriers. At the time of inspection, it appeared as though no termite management system has been installed, with no evidence to suggest preventative works taking place.

The client may consider gaining further advice from a pest controller as to the costs and procedures involved with this application. It is recommended that obtaining such advice be a short-term priority.



Noted Item

Building: Main Building
 Location: All Areas

Finding: Additional Photos
Information: Floor levels were taken and found to be within tolerance at the time of inspection
Additional photos are provided for your general reference



Noted Item

Building: Main Building
Location: Appliances
Finding: Warranty - Expired
Information: Where appliances are beyond their warranty period, the owner should be prepared to meet the cost of replacement or repair of the item at any time. The operation of the appliance can not be guaranteed and further inspection by an appropriately qualified tradesperson may be required.



Noted Item

Building: Main Building
Location: Subfloor
Finding: Subfloor access limitations
Information: Limited access to the subfloor was present due to facts including but not limited to access hatch size or placement, limited subfloor space and ductwork, for this reason access to the subfloor was minimal.



Noted Item

Building: Main Building
Location: All Areas
Finding: Additional Photos - Obstructions and Limitations
Information: These photographs are an indication of the obstructions and limitations which impeded full inspection of the property at the time of inspection. These obstructions can hide an array of defects and should be removed to allow full inspection to be carried out. A re-inspection is recommended once the areas are made accessible.





Noted Item

Building: Main Building
Location: All Areas
Finding: Additional Photos - Obstructions and Limitations
Information: These photographs are an indication of the obstructions and limitations which impeded full inspection of the property at the time of inspection. These obstructions can hide an array of defects and should be removed to allow full inspection to be carried out. A re-inspection is recommended once the areas are made accessible.





Noted Item

Building: Main Building

Location: Subfloor

Finding: Additional Photos - Obstructions and Limitations

Information: These photographs are an indication of the obstructions and limitations which impeded full inspection of the property at the time of inspection. These obstructions can hide an array of defects and should be removed to allow full inspection to be carried out. A re-inspection is recommended once the areas are made accessible.



Definitions to help you better understand this report

Access hole (cover)	An opening in flooring or ceiling or other parts of a structure (such as service hatch, removable panel) to allow for entry to carry out an inspection, maintenance or repair.
Accessible area	An area of the site where sufficient, safe and reasonable access is available to allow inspection within the scope of the inspection.
Appearance defect	Fault or deviation from the intended appearance of a building element.
Asbestos-Containing Material (ACM)	Asbestos-containing material (ACM) means any material or thing that, as part of its design, contains asbestos.
Building element	A portion of a building that, by itself or in combination with other such parts, fulfils a characteristic function. NOTE: For example supporting, enclosing, furnishing or servicing building space.
Client	The person or other entity for whom the inspection is being carried out.
Defect	Fault or deviation from the intended condition of a material, assembly, or component.
Detailed assessment	An assessment by an accredited sampler to determine the extent and magnitude of methamphetamine contamination in a property.
Inspection	Close and careful scrutiny of a building carried out without dismantling, in order to arrive at a reliable conclusion as to the condition of the building.
Inspector	Person or organisation responsible for carrying out the inspection.
Limitation	Any factor that prevents full or proper inspection of the building.
Major defect	A defect of sufficient magnitude where rectification has to be carried out in order to avoid unsafe conditions, loss of utility or further deterioration of the property.
Methamphetamine	An amphetamine-type stimulant that is highly addictive. Methamphetamine is a controlled substance, classified as a Class A (very high-risk) drug under the Misuse of Drug Act. This term is used as a grouping term to include all substances screened for, specifically: Ephedrine, Pseudoephedrine, Amphetamine, Methamphetamine, MDA and MDMA.
Methamphetamine contamination	A property or part of a property where the level of methamphetamine has been tested in accordance with this standard and found to exceed 0.5 micrograms/100 cm ² (Residential) or 10 micrograms/100 cm ² (Commercial).

Methamphetamine production/manufacture	The manufacture of methamphetamine, including processing, packaging, and storage of methamphetamine and associated chemicals.
Minor defect	A defect other than a major defect.
Roof space/Roof void	Space between the roof covering and the ceiling immediately below the roof covering.
Screening assessment	An assessment by a screening sampler to determine whether or not methamphetamine is present.
Serviceability defect	Fault or deviation from the intended serviceability performance of a building element.
Significant item	An item that is to be reported in accordance with the scope of the inspection.
Site	Allotment of land on which a building stands or is to be erected.
Structural defect	Fault or deviation from the intended structural performance of a building element.
Structural element	Physically distinguishable part of a structure. NOTE: For example wall, columns, beam, connection.
Subfloor space	Space between the underside of a suspended floor and the ground.
Urgent and Serious Safety Hazards	Building elements or situations that present a current or immediate potential threat of injury or disease to persons.

Terms on which this report was prepared

This report is based on the condition of the property at the time of inspection. We strongly recommend re-inspection 30 days after this report is issued as the general condition of the property is likely to have changed, including the extent of defects described and instance of potential undetected defects.

This report has been prepared in accordance with and subject to the pre-inspection agreement in place between the parties, which forms part of this Report.

This Report is prepared for the client identified above and may not be relied on by any other person without our express permission or by the purchase of this Report on our website.

SPECIAL ATTENTION SHOULD BE GIVEN TO THE SCOPE, LIMITATIONS AND EXCLUSIONS IN YOUR PRE-INSPECTION AGREEMENT AND THIS REPORT

Any of the exclusions or limitations identified for this Report may be the subject of a special-purpose inspection which we recommend being undertaken by an appropriately qualified inspector

RELIANCE AND DISCLOSURE

This report has been prepared based on conditions at the time of the report.

We own the copyright in this report and may make it available to third parties.

If your Property is in the Australian Capital Territory, you acknowledge we will make certain information about this Report available to the ACT Government for inclusion in the building and pest inspections public register if required under the *Civil Law (Sale of Residential Property) Act 2003*. This will include the fact the report has been prepared, the Property street address, date of the inspection, the name of the person who prepared the report and (if applicable) the entity that employs them.

UNDETECTED DEFECT RISK RATING

If this Report has identified a medium or high-risk rating for undetected defects, we strongly recommend a further inspection of areas that were inaccessible. This may include an invasive inspection that requires the removal or cutting of walls, floors or ceilings.

If the Property has been vacant for a period of time, moisture levels or leaks may not be detectable at the time of the inspection because often only frequent use of water pipes (showers, taps etc) result in a leak being identifiable. We advise further testing on pipes and water susceptible areas (such as the bathroom and laundry) after more frequent use has occurred.

IMPORTANT SAFETY INFORMATION:

This is not a report by a licensed plumber or electrician. We recommend a special-purpose report to detect substandard or illegal plumbing and electrical work at the Property

This is not a smoke alarm report. We recommend all existing detectors in the Property be tested and advice sought as to the suitability of number, placement and operation.

This is not a pest report. As termites are widespread throughout mainland Australia we recommend annual timber pest inspections.

This is not an asbestos report. There are potential products in the Property containing asbestos that will not be identified in this report. In order to accurately identify asbestos, we recommend performing an asbestos inspection, particularly for buildings built prior to 1988.

This is not a report on safety glass. Glazing in older homes may not reflect current standards and may cause significant injury if damaged. Exercise caution around the glass in older homes.

This is not a report on window opening restrictions. We have not inspected window opening restrictors. Window openings in older buildings may not reflect current standards and can be a potential risk. Window opening restrictors are advised for all second story or above windows with sill heights below 900mm. Some states make this a mandatory requirement. Owners should enquire of their local and state requirements to ensure compliance.

This is not a report on pool safety. If a swimming pool is present it should be the subject to a special purpose pool inspection.

External Timber Structures - Balcony and Decks. It is strongly recommended that a Structural Engineer is required to assess distributed load capacity of external timber structures such as balconies and decks, alerting users of the load capacity. Regular maintenance and inspections by competent practitioners to assess the ongoing durability of exposed external timber structures are needed.

This is not a Group Titled Property Report as per AS4349.2. If you require a report for a Group Titled Property as per this standard, please seek a separate inspection for Group Titled Properties.

MOISTURE

The identification of moisture, dampness or the evidence of water penetration is dependent on the weather conditions at the time an inspection. The absence of dampness identified in this Report does not necessarily mean the Property will not experience some damp problems in other weather conditions or that roofs, walls or wet areas are watertight.

Where the evidence of water penetration is identified we recommend detailed investigation of waterproofing in the surrounding area monitoring of the affected area over a period of time to fully detect and assess the cause of dampness.

MAINTENANCE OF THE PROPERTY

This Report is not a warranty or an insurance policy against problems developing with the Property in the future. Accordingly, a preventative maintenance program should be implemented which includes systematic inspections, detection and prevention of issues. Please contact the inspector who carried out this inspection for further advice.

NO CERTIFICATION

- a) The Property has been compared to others of a similar age, construction type and method that had an acceptable level of basic maintenance completed.
- b) We don't advise you about title, ownership or other legal matters like easements, restrictions, covenants and planning laws. None of our inspections constitutes approval by a Building Surveyor, a certificate of occupancy or compliance with any law, regulation or standard, including any comment on whether the Property complies with current Australian Standards, Building Regulations or other legislative requirements.

RECTIFICATION COSTS

We don't provide advice on the costs of rectification or repair unless specifically identified in the scope of the Report. Any cost advice provided verbally or in this report must be taken as of a general nature and is not to be relied on. Actual costs depend on the quality of materials, the standard of work, what price a contractor is prepared to do the work for and may be contingent on approvals, delays and unknown factors associated with third parties. No liability is accepted for costing advice.