



Building and Timber Pest Inspection Report

Inspection Date: Tue, 31 Mar 2026

Property Address: 213 The River Rd, Revesby NSW 2212,
Australia



Contents

	The Parties
Section A	Results of inspection - summary
Section B	General
Section C	Accessibility
Section D	Significant Items
Section E	Additional comments
Section F	Annexures to this report

Definitions to help you better understand this report

Terms on which this report was prepared

Special conditions or instructions

If you have any queries with this report or require further information, please do not hesitate to contact the person who carried out the inspection.

This Report has been prepared in accordance with the pre-inspection agreement in place between the parties set out below, which set out the purpose and scope of the inspection, and the significant items that will be reported on. This Report reflects the opinion of the inspector based on the documents that have been provided. This Report should be read in its entirety and in the context of the agreed scope of Services. If there is a discrepancy between the summary findings and the body of the Report, the body of the Report will prevail. We recommend that you should promptly implement any recommendation or advice in this Report, including recommendations of further inspections by another specialist. If you have any queries with this Report or require further information, please do not hesitate to contact the person who carried out the inspection. This Report contains reference to material that is the copyright of Standards Australia reproduced under agreement with SAI Global to Jim's Building Inspections (Australia).

Original Inspection Date: Tue, 31 Mar 2026

The Parties

Name of the Client:

Name of the Principal(if Applicable):

Job Address: 213 The River Rd, Revesby NSW 2212, Australia

Client's Email Address:

Client's Phone Number:

Consultant: Ngoc Nguyen Ph: 0426 556 688
Email: Bankstown@jimbuildinginspections.com.au

Builder Licence 260133C

Company Name: Jim's Building Inspections (Bankstown)

Company Address and Postcode: Liverpool 2170

Company Email: Bankstown@jimbuildinginspections.com.au

Company Contact Numbers: 0426 556 688

Special conditions or instructions

A report may be conditional on information provided by the person, agents or employees of the person requesting the report, apparent concealment of possible defects and a range of other factors

The following apply: The Pre-Inspection Agreement which includes the extent of reporting, limitations and exclusions must be read and agreed to prior to viewing this report. This report should be read in its entirety, including all defect statements referenced by pictures in full, to understand the report completely. Should you have any difficulty in understanding anything contained within this report then you should contact the building inspector and have the matter explained to you prior to acting on this report.

The following items are highly recommended:

- The rectification of all the defects in this report should be conducted as soon as possible so that they do not turn into bigger defects over time.

To help protect against financial loss, it is essential that the building owner immediately control or rectify any evidence of destructive timber pest activity or damage identified in this inspection report.

Due to low clearance and poor or no access to some areas of the roof void, insulation covering timbers in the roof void and the amount of limitations and obstructions (as listed in the front of the report), the risk of undetected defects is high to these areas. The Client should further investigate any high risk area where access was not gained. It is strongly advised that appropriate steps be taken to remove, rectify or monitor any evidence of conditions conducive to timber pest attack.

Please note reporting on Asbestos is outside the Scope of this Report. As Asbestos Reporting is outside the scope of this report, we advise that you consider a separate Asbestos Inspection and Condition Audit, which can include the taking of samples for definitive confirmation of the presence of Asbestos.

It is also highly recommended that a licensed Electrician & Plumber rectify any issues and check over any newly purchased property with the new owners to reduce any Electrical & Plumbing problems in the future and to instruct new owners on proper use, care and maintenance of all electrical & plumbing items to prolong the items life and safety and help to protect your investment for the future.

- Trees nearby on other properties could not be inspected.

Section A Results of Inspection - summary

A summary of your inspection is outlined below; please also refer to the Report.

	Found	Not Found
Safety Hazard	✓	
Major Defect	✓	
Minor Defect	✓	
Live Timber Pest Activity		✓
Timber Pest Damage		✓
Conditions Conducive to Timber Pest Activity	✓	
Evidence of fungal decay activity and/or damage	✓	
Evidence of wood borer activity and/or damage		✓
Evidence of a previous termite management program		✓

Overall Condition (Building)

In summary, the building, compared to others of similar age and construction is in poor condition with safety hazards identified. Major and minor defects were also found.

Overall Condition (Timber Pest)

In summary, the building, compared to others of similar age and construction is highly susceptible to timber pests. A termite treatment is required.

Section B General

General description of the property

Building Type	Residential, Detached
Company or Strata title	No
Floor	Brick Stumps or Piers, Suspended Timber Frame
Furnished	Furnished
No. of bedrooms	3
Occupied	Unoccupied
Orientation	West
Other Building Elements	Fence - Fabricated Metal Fence, Driveway
Other Timber Bldg Elements	Architectural Trims, Architraves, Door Frames, Doors, External Joinery, Floorboards, Landscaping Timbers and Construction, Skirting Boards, Fascias, Internal Joinery, Porch / Patio, Veranda Posts
Roof	Pitched, Timber Framed, Tiled
Storeys	Single
Walls	Timber Framed and Clad
Weather	Fine

Section C Accessibility

Areas Inspected

The following areas were inspected. As documented in your Pre-Inspection Agreement, obstructions and limitations to the accessible areas for inspection are to be expected in any inspection. Refer also to our listing of obstructions and limitations.

- Landscaping Timbers
- Interior
- Gardens
- Fencing
- Exterior
- Roof Exterior - Part
- Roof Void - Part
- Wall Exterior
- The Site

The inspection excludes areas which are affected by obstructions, where access is limited or unsafe. We do not move obstructions and defects, timber pest activity or conditions conducive to these may not be obvious unless they are removed.

Inaccessible Areas

The following areas were inaccessible:

- Areas of low roof pitch preventing full inspection.
- Ceiling Cavity - Part.
- Roof Exterior - Part
- Wall exterior due to obstructions.
- Subfloor due to lack of access.

Any areas which are inaccessible at the time of inspection present a high risk for undetected defects and timber pest activity and conditions conducive to these. The client is advised to make inaccessible areas accessible wherever possible for re-inspection.

Obstructions and Limitations

Building defects, termite and timber pest activity as well as conditions conducive to both, may be concealed by the following obstructions which prevented full inspection:

- Above safe working height
- Appliances and equipment
- Areas of low roof pitch preventing full inspection
- Ceiling linings
- Duct work
- Degree of roof incline too steep for safe access
- External concrete or paving
- External finished ground level
- Fixed Furniture - Built-in Cabinetry
- Floor coverings
- Lack of clearance - subfloor
- Landscaping
- Pipework
- Porch
- Wall linings
- Wallpaper or Wall Coverings

The presence of obstructions increases the risk of undetected building defects, timber pest activity and conditions conducive to these. The client should make arrangement to remove obstructions where ever possible and re-inspect these areas urgently.

Undetected defect risk (Building)

A risk rating is provided to help you understand the degree to which accessibility issues and the presence of obstructions have limited the scope of the inspection

The risk of undetected defects is: **High**

When the risk of undetected defects is medium or high we strongly recommend further inspection once access is provided or if the obstruction can be removed. Contact us for further advice.

Undetected defect risk (Timber Pest)

A risk rating is provided to help you understand the degree to which accessibility issues and the presence of obstructions have limited the scope of the inspection

The risk of undetected defects is: **High**

When the risk of undetected defects is medium or high we strongly recommend further inspection once access is provided or if the obstruction can be removed. Contact us for further advice.

Section D Significant Items

Safety Hazard

Finding 1.01

Building: Main Building
 Location: All External Areas
 Finding: External Timber - Weather damaged
 Information: Damaged external timbers were found during the inspection. External timber structures are also constantly exposed to weather elements and can deteriorate in an accelerated manner, ongoing assessments are required.

It is highly recommended that a Structural engineer further assess the external timber to inform the client of its load capacity. Regular maintenance inspections by competent practitioners is needed.



Major Defect

Finding 2.01

Building: Main Building

Location: Subfloor
 Finding: Brick Pier (Subfloor) - Deteriorated
 Information: The subfloor brick piers have significantly deteriorated, with visible cracking, displacement and loss of material integrity. The pier appears to have reduced load-bearing capacity and may no longer adequately support the structure above.

This condition is considered structural and major, as failure of the pier may lead to uneven settlement, floor sagging and potential structural instability.

Recommendation:

A structural engineer should be engaged to assess the extent of damage and design appropriate rectification, which may include replacement or underpinning of the pier. Urgent repair is recommended.



Finding 2.02

Building: Main Building
 Location: Roof Exterior
 Finding: Exterior roof - Leaking
 Information: Active roof leaks were evident at the time of inspection. Roof leaks can have a number of causes, including damage to roof coverings, deterioration of roof fixtures and fittings, or loosely associated materials (fascias etc.).

Where water leaks are active, rain penetration is likely to cause water damage to associated structures and building elements in this area, which can have a range of implications. If left unmanaged, the development of major structural damage to the roofing and associated structures may occur.

A roof plumber should be appointed as soon as possible to primarily identify the cause of the leak, and to provide subsequent repair works as necessary. Depending on the extent of the damage, replacement of sections of the roof covering and/or roofing structures may be required, and may be performed by a registered builder or qualified carpenter.




Finding 2.03

Building: Main Building
 Location: Roof Void
 Finding: Gravity-Fed HWS - Still in Use
 Information: An out-dated gravity-fed HWS is installed and still in use. While the HWS may still be working, it is highly likely that it produces very low water pressure during operation, detracting from the functionality of plumbing services throughout the property.

A gravity-fed HWS is also likely to reduce water efficiency, as it is not compatible with water-saving shower heads and other tapware. Failure to replace the system is therefore likely to result in poor water efficiency throughout the household.

While it is a costly exercise, replacement of the gravity-fed HWS is advisable in the short to medium term. Further consultation with a licensed plumber is advised to gain further advice on replacement options.



Finding 2.04

Building: Main Building
 Location: All Internal Areas
 Finding: Ceiling - suspected water damage
 Information: Suspected water damage to the ceiling lining is generally an indication of excessive moisture being present in the roof void, usually via a leak to the roof covering.

Where water damage is evident to the ceiling, the primary requirement is to identify and rectify the source of the leak. A roofing plumber should be appointed as soon as possible to identify the leak and perform rectification works as necessary, ensuring the water damage is restricted.

Once the leak is repaired, consultation with relevant tradespeople, including plasterers and painters, is advised. Rectification works may include replacement of ceiling lining or minor repainting, depending on the extent of the damage.



Minor Defect

Finding 3.01

Building:	Main Building
Location:	Roof Exterior
Finding:	Roof structure - Connections (Sagging)
Information:	The roofing structure was found to be sagging in certain sections at the time of inspection. Upon closer inspection within the ceiling void and the roof exterior, it is suspected that the sagging is a direct result of inadequate connections, which appear to have deteriorated over a prolonged period of time.

Sagging roof structures are likely to create strain on associated building elements, creating potential for secondary damage. The roof is also unlikely to have sufficient support, which will lead to further sagging if left unmanaged.

It is critical to ensure that the fastenings holding important roof elements together remain structurally sound (i.e. not corroded) and tightly fastened. Any failure in fastenings can lead to movement of roof members, which is likely to result in an uneven or sagged appearance of the roof exterior. Improper nailing at the point where the ceiling joist connects to the bottom of the rafter may also cause sagging.

Remedial works are highly advised and should be performed by a registered builder or roofing contractor as soon as possible.



Finding 3.02

Building:	Main Building
Location:	Roof Exterior
Finding:	Roof tiles - Slippage
Information:	Upon inspection of the exterior roof covering, it was noted that numerous tiles have slipped from their original fixing. Tiles may slip over time due to a number of minor causes, including breakage of tiles, failings in the adjoining battens, or fixings that may have failed.

Roof tiles that have moved from their original position are very likely to allow water

penetration into the roof void, exposing roofing structures to excessive moisture. This creates an environment that is conducive to water damage and accelerated deterioration of all associated building elements.

Replacement of loose or missing roofing tiles is recommended immediately to prevent the development of any secondary defects. A roofing restoration specialist should be appointed to complete such works as necessary.




Finding 3.03

Building:	Main Building
Location:	Roof Exterior
Finding:	Water Leak - Gutters
Information:	Water leaks were found to be present to exterior plumbing work. Leaks are generally caused by deterioration of the plumbing elements over time, due to exposure to weather conditions, but may have also been caused by minor impact damage.


Such leaking creates damp conditions in the affected area, causing potential for water pooling and subsequent water damage if left unattended. These conditions may also attract termite attack, particularly if the area is subject to minimal levels of sun throughout daylight hours.

It is highly advised that a licensed plumber be appointed to rectify any water leaks that may be present. Areas of repair and replacement of plumbing fittings and fixtures may be required and, as such, a quotation should be sought.



Finding 3.04

Building: Main Building
Location: All External Areas
Finding: External Cladding - Damaged
Information: At the time of inspection, the external cladding at the front elevation was found to be damaged. Further inspection by Licensed Building or Qualified Carpenter is highly recommended to ensure its safety and structural integrity of the area. If left unmanaged, the area is likely to deteriorate further, potentially creating not weather tight.



Finding 3.05

Building:	Main Building
Location:	Subfloor
Finding:	Subfloor - Lack of ventilation
Information:	It was noted at the time of inspection that the subfloor area lacks adequate ventilation. Ventilation can be restricted by a variety of minor defects, including obstructions in the subfloor space, a lack of vents or a low clearance.

A well ventilated subfloor aids in maintaining dry conditions, preventing secondary damage such as wood rot and pest activity, as well as preventing the development of mould and mildew (which can lead to respiratory safety hazards for occupants).

The initial step in improving ventilation is to ensure that the subfloor area is free of any debris or stored items. Where ventilation is still inadequate, it is advised to ensure that all vents are clear of blockages, and additional vents may be installed.

The client may also consider mechanical ventilation (powered fans) to improve subfloor airflow. Remedial works should be conducted as a matter of urgency to protect against the development of potentially harmful subfloor conditions.



Finding 3.06


Building:	Main Building
Location:	Bathroom
Finding:	Bathroom - Below Current Standards
Information:	The bathroom is dated and constructed to an older standard. The floor and wall finishes, including junctions at wall/floor and shower area, do not appear to incorporate compliant waterproofing systems in accordance with current standards. Evidence of wear, staining and deterioration is present.

The shower area has inadequate water containment and may allow water ingress to surrounding areas and subfloor over time.

While the bathroom may have been acceptable at the time of construction, it is considered outdated and not compliant with current standards, with increased risk of

moisture ingress and deterioration.

Upgrade and renovation of the bathroom is recommended, including installation of compliant waterproofing system to AS 3740 by a licensed contractor.



Finding 3.07

Building:	Main Building
Location:	Roof Exterior
Finding:	Mortar - Deterioration
Information:	Mortar, or 'bedding', is the material which fills joins and intersections between tiles and other building elements on the exterior roof covering, such as gable ends, hip capping and valleys. Upon inspection of the exterior roof, it was noted that sections of the mortar show varying levels of deterioration.

Mortar generally deteriorates as a result of frequent exposure to weather conditions over a prolonged period of time. Mortar that is deteriorating may allow water ingress into the roof void, putting associated building elements and roofing structures at risk of water damage. Deteriorated mortar also detracts from the functionality of roof tiles and other roofing elements, potentially decreasing weather tightness and roof drainage.

Mortar deterioration can be attended to by a handyman where areas of deterioration are localised and easily accessible. Otherwise, consultation with a roofing contractor is advised where greater works are required.



Finding 3.08

Building:	Main Building
Location:	Kitchen
Finding:	Kitchen - Outdated and Below Current Standards
Information:	The kitchen is dated and constructed to an older standard. Cabinetry, benchtops and wall linings show signs of wear, deterioration and ageing. The sink area and surrounding joinery show evidence of moisture exposure and potential long-term water ingress.

The electrical outlets and general layout appear outdated and may not comply with current safety and functional requirements. No visible waterproofing or moisture-resistant detailing is evident to wet areas around the sink.

While functional, the kitchen is obsolete and below current standards, with increased risk of moisture damage and serviceability issues.

Upgrade and renovation of the kitchen is recommended, including replacement of cabinetry, benchtop, and verification/upgrade of plumbing and electrical installations by licensed trades.



Live Timber Pest Activity

No evidence was found

Timber Pest Damage

No evidence was found

Conditions Conducive to Timber Pest Activity

Finding 6.01

Building: Main Building
Location: All Areas
Finding: Garden Beds - Conditions Conducive to Termites
Information: Garden beds were found to be evident in the garden area. These garden beds can include untreated timber, and with a combination of moisture from watering hosing can make conditions conducive to termite activity and termite ingress.



Finding 6.02

Building: Main Building
Location: All Areas

Finding: Air conditioner - Disconnected overflow
 Information: The Air Conditioner (A/C) overflow was found to be disconnected from storm water drainage and is creating excessive moisture in the surrounding area.

Such leaking creates an environment which is conducive to an array of defects, including water damage to associated building elements and the attraction of termite or timber pest infestation.

It is highly recommended that a licensed plumber be appointed to connect the A/C overflow in order to prevent such an environment from being created. These minor works should be carried out as soon as possible.

Finding 6.03

Building: Main Building
 Location: All External Areas
 Finding: Overflow (Downpipe) - Not plumbed for drainage
 Information: The overflow is not plumbed or connected to suitable drainage, which has resulted in the surrounding area becoming excessively damp. These damp conditions can lead to secondary defects such as rot, rust or corrosion of associated building elements, the formation of fungal decay, or even the creation of potential slip hazards. When coupled with poor site drainage, pooling of water may also attract termite activity to this area. It is highly recommended that a qualified plumber be appointed to install adequate drainage to the overflow. These works will ensure that the area remains dry and free of any secondary defects.

not connecting downpipes to the stormwater system can lead to various problems, including structural damage, safety hazards, and regulatory issues. It's essential to address this issue promptly by ensuring that downpipes are properly connected and directing water away from the building to mitigate these risks.



Evidence of fungal decay activity and/or damage

Finding 7.01

Building:	Main Building
Location:	All Areas
Finding:	Wood rot
Information:	This building element shows evidence of wood rot. Wood rot, also known as Fungal Decay, occurs when timbers and other cellulose building materials are exposed to damp conditions on an ongoing basis. This could be the result of exposure to weathering over a prolonged period of time, or the attraction of excessive moisture from other abutting building materials. Contributing factors also include poor air ventilation in the area.

Wood rot is often associated with general damp problems and is evidenced by a 'musty' smell or mould and mildew occurring on surfaces. If left unmanaged, damp conditions can lead to further health problems and the decay of timbers will continue.

Early intervention and regular maintenance, particularly of exterior timbers, will prolong the useful life of these building elements. Prior to any works being performed, the cause of the moisture that has created the visible wood rot should be identified and addressed in a suitable manner. Replacement of affected timbers may then be a necessary step in protecting surrounding building elements from such deterioration.

A qualified plumber may be appointed to assess the cause of excessive moisture and to provide advice on any remedial works as required. A qualified carpenter or registered builder may also be required to replace affected building materials.



Evidence of wood borer activity and/or damage

No evidence was found

Section D Significant Items

D4 Further Inspections

We advise that you seek additional specialist inspections from a qualified and, where appropriate, licensed

- Licensed Electrician
- Licensed Plumber
- Licensed Plumber specialising in Gas
- Licensed Plumber specialising in Roof Plumbing
- Pest Controller
- Structural Engineer

Jim's Building Inspections can put you in contact with qualified and licensed providers of these and other trades services. Please contact your inspector for recommendations, or visit www.jims.net.

D5 Conclusion - Assessment of overall condition of property

- BUILDING

The building compared to others of a similar age and construction appears to be mostly in poor condition. It does have safety hazard, major defects and some minor maintenance issues that will require attention and remedial maintenance. Left unmanaged some of these defects may become costly in the future and develop into more major defects over time.

Please be aware that limitation's did affect the inspection and areas of low clearance and poor access meant a complete inspection of the roof space and subfloor were not possible and areas of furniture, stored items, insulation and garden vegetation meant some areas was obstructed.

It is recommended that a second manhole be installed in an appropriate location in the ceiling of the property, to gain full access for regular inspections to all areas of the roof void.

TIMBER PEST

As termite activity and structural damage was not found, a further invasive inspection is not required.

Due to the degree of risk of subterranean termite infestation, we strongly recommend that a full chemical termite management system be installed to the property and inspections in accordance with AS 4349.3 or AS 3660.2:2017 is conducted at this property not exceeding 12 months (or as otherwise recommended by the pest control company installing the system).

Note: Regular inspections WILL NOT stop timber pest infestation; however, the damage which may be

caused will be reduced when the infestation is found at an early stage.

In an attempt to identify the presence of hidden timber pest activity, a variety of techniques are adopted to identify irregularities including, a moisture meter reading of susceptible areas, sounding of timber elements using a tapping device, visual assessment of materials affected by moisture or signs of deformity, mud trails and bridging constructed by termites, irregular and regular shaped holes in timber elements indicating pest destruction.

Termite activity generates high temperatures and moisture and if this irregularity is found it can be grounds for further investigation.

Wall paneling, carpet and fixed cabinetry can obscure termite activity.

Please be aware evidence of termites, including damage, may be present to concealed and inaccessible timbers, and would only be found if exposed by invasive means.

Trees and stumps, where present, have been visually inspected up to a 2 meter height where possible and practicable, for evidence of termite activity.

It is very difficult, and generally not possible to locate termite nests when they are underground and if within trees they are usually well concealed. We therefore strongly recommend trees and stumps be test drilled for evidence of termite nests.

Please also note the structural integrity of affected trees may have been compromised and must be further assessed by an arborist.

The following items are highly recommended where applicable:

- Install a Post-Construction Chemical Termite management system to the property (consult a suitably qualified termite expert for advice).
- No evidence of annual inspections have been carried out as recommended on every property.
- At least one more roof void access should installed be gained and to allow a complete inspection of the roof void of the property.
- Expose the slab edges and keep them clear where possible (minimum of 75mm) for regular Termite inspections. (If this is not possible then the installation of a Chemical Termite management system is even more highly recommended). Consult a suitably qualified termite expert for further advice.
- Clear any debris, garden beds or soil covering weep holes or vent holes (to prevent concealed termite entry). (If this is not possible then the installation of a Chemical Termite management system is even more highly recommended). Consult a suitably qualified termite expert for further advice.
- Remove, replace or treat any non-treated timbers in direct contact with the ground. - Repair and monitor any water leaks and areas of excessive moisture.
- Connect all downpipes & guttering adequately to the storm water (or well away from the edge of the building)
- Treat, repair or replace any Fungal decay/wood rot found on the property. - Clean and flush out blocked guttering regularly.
- Connect the HWS & A/C overflows to storm water or away from the edge of the building (minimum

1m).

- Trees over 100mm diameter on the property should be drilled and tested for termite activity.
- Regular inspections every 6-12 months (or as advised by the termite management system installer).

Additional information:

- The following further inspections are recommended

Remove Bulk Insulation and re-inspect.

Furnished properties: Where a property is furnished at the time of the inspection the furnishings and stored goods may be concealing evidence of Timber Pest Activity. This evidence may only be revealed when the property is vacated. A further inspection of the vacant property is strongly recommended in this case.

- Trees nearby on other properties could not be inspected.

For further information, advice and clarification please contact Ngoc Nguyen on: 0426 556 688

Section D Significant Items

The following items were noted as - For your information

Noted Item

Building: Main Building
Location: All Areas
Finding: Asbestos - Suspected ACM Identified on Site
Information: Reporting on Asbestos is outside the Scope of this Report. This suspected defect is highlighted as a caution only. We suspect, based on our experience in the building industry, that there is a higher risk of the identified building element containing asbestos.

As Asbestos Reporting is outside the scope of this report, we advise that you consider a separate Asbestos Inspection and Condition Audit, which can include the taking of samples for definitive confirmation of the presence of Asbestos.

In the interim, the client is advised to act with caution, especially when considering any damage to building materials general wear and tear renovations extensions demolition and general maintenance activities due to the suspected presence of Asbestos.





Noted Item

Building:	Main Building
Location:	All Areas
Finding:	Additional structure (Enclosed room)
Information:	The additional structure (room) that has been affixed to this area of the dwelling does not appear to comply with original design and approval. The structure does not currently appear to be unsafe, compliance with such standards ensures the structural integrity of the main dwelling and abutting addition.

As building standards have not been followed, this area provides a heightened risk of the development of building defects. The structural integrity of the area may have been compromised, which creates potential for the development or presence of fire safety issues.

It is highly recommended that the Client to request the document such as building permit, product specifications, designs, scope of work....

Safety rails and / or Balustrades should be installed in the short-term future to ensure the safety and functionality of the area.

Noted Item

Building:	Main Building
Location:	All Areas
Finding:	Water Proofing Membranes - Information Only
Information:	Internal Water Proofing Membranes, are crucial in preventing water ingress into the property is important to know that the Membrane System used is to Australian Standards and has been installed correctly. Please refer to the original Building Documents or Maintenance Schedule for the relevant information including; - Membrane used and Manufacturers Specifications. - The Installer and Installation Certification. Especially with older property's where this information is unavailable, all wet areas should be monitored. Generally new waterproofing with a certificate may only have a guarantee of 8yrs. If any leaks, water staining, peeling or bubbling of the paint become evident to any adjacent walls or ceilings below a licensed builder or

waterproofing specialist is recommended to investigate further.



Noted Item

Building: Main Building
 Location: All Areas
 Finding: Termite Management System - no evidence of a chemical installation
 Information: The application of a post-construction chemical termite barrier is highly recommended for all properties, particularly if live termite activity has been found on the site previously. Such barriers are highly effective in preventing termite attack on any timber building elements throughout the property.

A durable notice should be placed in the switchboard unit to indicate current termite barriers. At the time of inspection, it appeared as though no termite management system has been installed, with no evidence to suggest preventative works taking place.

The client may consider gaining further advice from a pest controller as to the costs and procedures involved with this application. It is recommended that obtaining such advice be a short-term priority.



Noted Item

Building: Main Building
Location: All Areas
Finding: Additional Photos - Obstructions and Limitations
Information: These photographs are an indication of the obstructions and limitations which impeded full inspection of the property at the time of inspection. These obstructions can hide an array of defects and should be removed to allow full inspection to be carried out. A re-inspection is recommended once the areas are made accessible.














Noted Item

Building: Main Building
Location: All Areas
Finding: Additional Photos
Information: Additional photos are provided for your general reference



























Definitions to help you better understand this report

Access hole (cover)	An opening in flooring or ceiling or other parts of a structure (such as service hatch, removable panel) to allow for entry to carry out an inspection, maintenance or repair.
Accessible area	An area of the site where sufficient, safe and reasonable access is available to allow inspection within the scope of the inspection.
Appearance defect	Fault or deviation from the intended appearance of a building element.
Asbestos-Containing Material (ACM)	Asbestos-containing material (ACM) means any material or thing that, as part of its design, contains asbestos.
Building element	A portion of a building that, by itself or in combination with other such parts, fulfils a characteristic function. NOTE: For example supporting, enclosing, furnishing or servicing building space.
Client	The person or other entity for whom the inspection is being carried out.
Conditions Conducive to Termite Activity	Noticeable building deficiencies or environmental factors that may contribute to the presence of Termites.
Defect	Fault or deviation from the intended condition of a material, assembly, or component.
Detailed assessment	An assessment by an accredited sampler to determine the extent and magnitude of methamphetamine contamination in a property.
Inspection	Close and careful scrutiny of a building carried out without dismantling, in order to arrive at a reliable conclusion as to the condition of the building.
Inspector	Person or organisation responsible for carrying out the inspection.
Instrument Testing	Where appropriate the carrying out of Tests using the following techniques and instruments: (a) electronic moisture detecting meter - an instrument used for assessing the moisture content of building elements (b) stethoscope - an instrument used to hear sounds made by termites within building elements (c) probing - a technique where timber and other materials/areas are penetrated with a sharp instrument (e.g. bradawl or pocket knife), but does not include probing of decorative timbers or finishes, or the drilling of timber and trees and (d) sounding - a technique where timber is tapped with a solid object. (e) T3I - an instrument used to detect movement, moisture and changes in temperature within timber
Limitation	Any factor that prevents full or proper inspection of the building.
Major defect	A defect of sufficient magnitude where rectification has to be carried

	out in order to avoid unsafe conditions, loss of utility or further deterioration of the property.
Methamphetamine	An amphetamine-type stimulant that is highly addictive. Methamphetamine is a controlled substance, classified as a Class A (very high-risk) drug under the Misuse of Drug Act. This term is used as a grouping term to include all substances screened for, specifically: Ephedrine, Pseudoephedrine, Amphetamine, Methamphetamine, MDA and MDMA.
Methamphetamine contamination	A property or part of a property where the level of methamphetamine has been tested in accordance with this standard and found to exceed 0.5 micrograms/100 cm ² (Residential) or 10 micrograms/100 cm ² (Commercial).
Methamphetamine production/manufacture	The manufacture of methamphetamine, including processing, packaging, and storage of methamphetamine and associated chemicals.
Minor defect	A defect other than a major defect.
Roof space/Roof void	Space between the roof covering and the ceiling immediately below the roof covering.
Screening assessment	An assessment by a screening sampler to determine whether or not methamphetamine is present.
Serviceability defect	Fault or deviation from the intended serviceability performance of a building element.
Significant item	An item that is to be reported in accordance with the scope of the inspection.
Site	Allotment of land on which a building stands or is to be erected.
Structural defect	Fault or deviation from the intended structural performance of a building element.
Structural element	Physically distinguishable part of a structure. NOTE: For example wall, columns, beam, connection.
Subfloor space	Space between the underside of a suspended floor and the ground.
Subterranean Termite Management Proposal	A written proposal in accordance with Australian Standard AS 3660.2 to treat a known subterranean termite infestation and/or manage the risk of concealed subterranean termite access to buildings and structures.
Termites	Wood destroying insects belonging to the order 'Isoptera' which commonly attack seasoned timber.
Tests	Additional attention to the visual examination was given to those accessible areas which the consultant's experience has shown to be

particularly susceptible to attack by Termites. Instrument Testing of those areas and other visible accessible timbers/materials/areas showing evidence of attack was performed.

Timber Pest Activity	Tell-tale signs associated with 'active' (live) and/or 'inactive' (absence of live) Timber Pests at the time of inspection.
Timber Pest Attack	Timber Pest Activity and/or Timber Pest Damage.
Timber Pest Damage	Noticeable impairments to the integrity of timber and other susceptible materials resulting from an attack by Timber Pests.
Urgent and Serious Safety Hazards	Building elements or situations that present a current or immediate potential threat of injury or disease to persons.

Terms on which this report was prepared

This report is based on the condition of the property at the time of inspection. We strongly recommend re-inspection 30 days after this report is issued as the general condition of the property is likely to have changed, including the extent of defects described and instance of potential undetected defects.

This report has been prepared in accordance with and subject to the pre-inspection agreement in place between the parties, which forms part of this Report.

This Report is prepared for the client identified above and may not be relied on by any other person without our express permission or by the purchase of this Report on our website.

SPECIAL ATTENTION SHOULD BE GIVEN TO THE SCOPE, LIMITATIONS AND EXCLUSIONS IN YOUR PRE-INSPECTION AGREEMENT AND THIS REPORT

Any of the exclusions or limitations identified for this Report may be the subject of a special-purpose inspection which we recommend being undertaken by an appropriately qualified inspector

RELIANCE AND DISCLOSURE

This report has been prepared based on conditions at the time of the report.

We own the copyright in this report and may make it available to third parties.

If your Property is in the Australian Capital Territory, you acknowledge we will make certain information about this Report available to the ACT Government for inclusion in the building and pest inspections public register if required under the *Civil Law (Sale of Residential Property) Act 2003*. This will include the fact the report has been prepared, the Property street address, date of the inspection, the name of the person who prepared the report and (if applicable) the entity that employs them.

UNDETECTED DEFECT RISK RATING

If this Report has identified a medium or high-risk rating for undetected defects, we strongly recommend a further inspection of areas that were inaccessible. This may include an invasive inspection that requires the removal or cutting of walls, floors or ceilings.

If the Property has been vacant for a period of time, moisture levels or leaks may not be detectable at the time of the inspection because often only frequent use of water pipes (showers, taps etc) result in a leak being identifiable. We advise further testing on pipes and water susceptible areas (such as the bathroom and laundry) after more frequent use has occurred.

IMPORTANT SAFETY INFORMATION:

This is not a report by a licensed plumber or electrician. We recommend a special-purpose

report to detect substandard or illegal plumbing and electrical work at the Property

This is not a smoke alarm report. We recommend all existing detectors in the Property be tested and advice sought as to the suitability of number, placement and operation.

This is not an asbestos report. There are potential products in the Property containing asbestos that will not be identified in this report. In order to accurately identify asbestos, we recommend performing an asbestos inspection, particularly for buildings built prior to 1988.

This is not a report on safety glass. Glazing in older homes may not reflect current standards and may cause significant injury if damaged. Exercise caution around the glass in older homes.

This is not a report on window opening restrictions. We have not inspected window opening restrictors. Window openings in older buildings may not reflect current standards and can be a potential risk. Window opening restrictors are advised for all second story or above windows with sill heights below 900mm. Some states make this a mandatory requirement. Owners should enquire of their local and state requirements to ensure compliance.

This is not a report on pool safety. If a swimming pool is present it should be the subject to a special purpose pool inspection.

External Timber Structures - Balcony and Decks. It is strongly recommended that a Structural Engineer is required to assess distributed load capacity of external timber structures such as balconies and decks, alerting users of the load capacity. Regular maintenance and inspections by competent practitioners to assess the ongoing durability of exposed external timber structures are needed.

This is not a Group Titled Property Report as per AS4349.2. If you require a report for a Group Titled Property as per this standard, please seek a separate inspection for Group Titled Properties.

MOISTURE

The identification of moisture, dampness or the evidence of water penetration is dependent on the weather conditions at the time an inspection. The absence of dampness identified in this Report does not necessarily mean the Property will not experience some damp problems in other weather conditions or that roofs, walls or wet areas are watertight.

Where the evidence of water penetration is identified we recommend detailed investigation of waterproofing in the surrounding area monitoring of the affected area over a period of time to fully detect and assess the cause of dampness.

MAINTENANCE OF THE PROPERTY

This Report is not a warranty or an insurance policy against problems developing with the Property in the future. Accordingly, a preventative maintenance program should be implemented which includes systematic inspections, detection and prevention of issues. Please contact the inspector who carried out this inspection for further advice.

It is strongly advised that appropriate steps be taken to remove, rectify or monitor any evidence of

conditions conducive to timber pest activity. Undertaking thorough regular inspections at intervals not exceeding twelve months (or more frequent inspections where the risk of timber pest attack is high or the building type is susceptible to attack). To further reduce the risk of subterranean termite attack, implement a management program in accordance with Australian Standard AS3660. This may include the installation of a monitoring and/or baiting system, or chemical and/or physical barrier. However, AS3660 stresses that subterranean termites can bridge or breach barrier systems and inspection zones and those thorough regular inspections of the building are necessary.

NO CERTIFICATION

- a) The Property has been compared to others of a similar age, construction type and method that had an acceptable level of basic maintenance completed.
- b) We don't advise you about title, ownership or other legal matters like easements, restrictions, covenants and planning laws. None of our inspections constitutes approval by a Building Surveyor, a certificate of occupancy or compliance with any law, regulation or standard, including any comment on whether the Property complies with current Australian Standards, Building Regulations or other legislative requirements.

RECTIFICATION COSTS

We don't provide advice on the costs of rectification or repair unless specifically identified in the scope of the Report. Any cost advice provided verbally or in this report must be taken as of a general nature and is not to be relied on. Actual costs depend on the quality of materials, the standard of work, what price a contractor is prepared to do the work for and may be contingent on approvals, delays and unknown factors associated with third parties. No liability is accepted for costing advice.