




Building and Timber Pest Inspection Report

Inspection Date: Tue, 17 Feb 2026

Property Address: 3/75 Collins St, Corrimal NSW 2518,
Australia



Contents

	The Parties
Section A	Results of inspection - summary
Section B	General
Section C	Accessibility
Section D	Significant Items
Section E	Additional comments
Section F	Annexures to this report

Definitions to help you better understand this report

Terms on which this report was prepared

Special conditions or instructions

If you have any queries with this report or require further information, please do not hesitate to contact the person who carried out the inspection.

This Report has been prepared in accordance with the pre-inspection agreement in place between the parties set out below, which set out the purpose and scope of the inspection, and the significant items that will be reported on. This Report reflects the opinion of the inspector based on the documents that have been provided. This Report should be read in its entirety and in the context of the agreed scope of Services. If there is a discrepancy between the summary findings and the body of the Report, the body of the Report will prevail. We recommend that you should promptly implement any recommendation or advice in this Report, including recommendations of further inspections by another specialist. If you have any queries with this Report or require further information, please do not hesitate to contact the person who carried out the inspection. This Report contains reference to material that is the copyright of Standards Australia reproduced under agreement with SAI Global to Jim's Building Inspections (Australia).

Original Inspection Date: Tue, 17 Feb 2026

The Parties

Name of the Client:

Name of the Principal(if Applicable):

Job Address: 3/75 Collins St, Corrimal NSW 2518, Australia

Client's Email Address:

Client's Phone Number:

Consultant: Justin Blake Ph: 0435 182 122
Email: Shellharbour@jimsbuildinginspections.com.au

Company Name: Jim's Building Inspections (Shellharbour)

Company Address and Postcode: Shellharbour 2529

Company Email: Shellharbour@jimsbuildinginspections.com.au

Company Contact Numbers: 0435 182 122

Special conditions or instructions

A report may be conditional on information provided by the person, agents or employees of the person requesting the report, apparent concealment of possible defects and a range of other factors

The following apply:

The Preinspection Agreement which includes the extent of reporting, limitations and exclusions must be read and agreed to prior to viewing this report.

This report was commissioned for the sole use of the 'Client' and liability does not extend to any third parties. Any third party not named on page 3 of this report, acting or relying on this report, in whole or in part, does so entirely at their own risk.

This report is only valid as at the date of the inspection, any defects found or incurred after this date cannot be guaranteed.

THIS IS A VISUAL INSPECTION ONLY limited to those areas and sections of the property fully accessible and visible to the Inspector on the date of Inspection. The inspection DID NOT include breaking apart, dismantling, removing or moving objects including, but not limited to, foliage, mouldings, roof insulation/ sisalation, floor or wall coverings, sidings, ceilings, floors, furnishings, appliances or personal possessions. The inspector CANNOT see inside walls, between floors, inside skillion roofing, behind stored goods in cupboards and other areas that are concealed or obstructed

New South Wales experiences major weather events annually. These periods of storms and torrential & driving rains from certain angles can overwhelm residential roofs, waterproofed areas, skylights, flashings & guttering causing water ingress into properties that otherwise would not happen in normal rain conditions. Therefore no guarantee can be given against any future roof leaks.

All roof coverings & plumbing, flashings, exterior guttering, box gutters and downpipes, even with gutter guard products installed, should remain free of all debris and possible blockages. Blockages may lead to pooling, accumulated water overflows, possible water ingress and the associated damage to adjoining building elements. Any areas of missing or aged/corroded guttering should be replaced. All flat roofs and waterproofed areas should be monitored regularly.

Where any elevated Structure (deck, balcony, verandah etc) is present, and this elevated structure is designed to accommodate people, you MUST have this structure checked by an engineer or other suitably qualified person.

You should also arrange annual inspections of the structure by an engineer or other suitably qualified person to ensure any maintenance, that may become necessary, is identified. Care must be taken not to overload the structure.

External timber structures are also constantly exposed to weather elements and can deteriorate in an accelerated manner, ongoing assessments are required.

Nothing contained in this report should be taken as an indicator that an assessment has been made, on any elevated structure, as suitable for any specific number of people or purpose. This can only be done by a qualified engineer. For the purpose of this report, the Structure includes the internal elevated verandah and handrails.

Section A Results of Inspection - summary

A summary of your inspection is outlined below; please also refer to the Report.

	Found	Not Found
Safety Hazard		✓
Major Defect	✓	
Minor Defect	✓	
Live Timber Pest Activity		✓
Timber Pest Damage		✓
Conditions Conducive to Timber Pest Activity	✓	
Evidence of fungal decay activity and/or damage	✓	
Evidence of wood borer activity and/or damage		✓
Evidence of a previous termite management program		✓

Overall Condition

In summary, the building, compared to others of similar age and construction is in the condition documented in this report.

Overall Condition (Building)

In summary, the building, compared to others of similar age and construction is in fair condition with some major and minor defects found.

Overall Condition (Timber Pest)

In summary, the building, compared to others of similar age and construction is highly susceptible to timber pests. A termite treatment is required.

Section B General

General description of the property

Building Type	Residential, Multi Unit Property, Apartment
---------------	---

Company or Strata title	Yes
-------------------------	-----

Floor	Concrete
-------	----------

Furnished	Furnished
-----------	-----------

No. of bedrooms	2
-----------------	---

Occupied	Unoccupied
----------	------------

Orientation	East
-------------	------

Other Building Elements	Party Walls, Driveway
-------------------------	-----------------------

Other Timber Bldg Elements	Doors, Internal Joinery, External Joinery, Stair Railing
----------------------------	--

Roof	Not Applicable
------	----------------

Storeys	Double
---------	--------

Walls	Timber Framed and Clad, Weatherboards, Rendered, Cavity Brick
-------	---

Weather	Fine
---------	------

Section C Accessibility

Areas Inspected

The following areas were inspected. As documented in your Pre-Inspection Agreement, obstructions and limitations to the accessible areas for inspection are to be expected in any inspection. Refer also to our listing of obstructions and limitations.

- Exterior
- Interior
- Gardens

The inspection excludes areas which are affected by obstructions, where access is limited or unsafe. We do not move obstructions and defects, timber pest activity or conditions conducive to these may not be obvious unless they are removed.

Inaccessible Areas

The following areas were inaccessible:

- Exterior Roof Surface - Second Storey.
- Roof Exterior.
- Slab edge which would normally be exposed due to finished ground levels obscuring inspection.
- Wall exterior due to obstructions.
- Wall Exterior - where neighbouring buildings immediately adjoin.

Any areas which are inaccessible at the time of inspection present a high risk for undetected defects and timber pest activity and conditions conducive to these. The client is advised to make inaccessible areas accessible wherever possible for re-inspection.

Obstructions and Limitations

Building defects, termite and timber pest activity as well as conditions conducive to both, may be concealed by the following obstructions which prevented full inspection:

- Appliances and equipment
- Ceiling linings
- Fixed ceilings
- Fixed Furniture - Built-in Cabinetry

- Wall linings

The presence of obstructions increases the risk of undetected building defects, timber pest activity and conditions conducive to these. The client should make arrangement to remove obstructions where ever possible and re-inspect these areas urgently.

Undetected defect risk (Building)

A risk rating is provided to help you understand the degree to which accessibility issues and the presence of obstructions have limited the scope of the inspection

The risk of undetected defects is: **High**

When the risk of undetected defects is medium or high we strongly recommend further inspection once access is provided or if the obstruction can be removed. Contact us for further advice.

Undetected defect risk (Timber Pest)

A risk rating is provided to help you understand the degree to which accessibility issues and the presence of obstructions have limited the scope of the inspection

The risk of undetected defects is: **High**

When the risk of undetected defects is medium or high we strongly recommend further inspection once access is provided or if the obstruction can be removed. Contact us for further advice.

Section D Significant Items

Safety Hazard

No evidence was found

Major Defect

Finding 2.01

Building:	Building 1
Location:	Courtyard
Finding:	Wood rot
Information:	This area of the pergola shows evidence of severe wood rot to both intersecting beams. There is now no support for 1.5 metres of the beam marked A.

Wood rot, also known as Fungal Decay, occurs when timbers and other cellulose building materials are exposed to damp conditions on an ongoing basis. This could be the result of exposure to weathering over a prolonged period of time, or the attraction of excessive moisture from other abutting building materials. Contributing factors also include poor air ventilation in the area.

Wood rot is often associated with general damp problems and is evidenced by a 'musty' smell or mould and mildew occurring on surfaces. If left unmanaged, damp conditions can lead to further health problems and the decay of timbers will continue.

Early intervention and regular maintenance, particularly of exterior timbers, will prolong the useful life of these building elements. Prior to any works being performed, the cause of the moisture that has created the visible wood rot should be identified and addressed in a suitable manner. Replacement of affected timbers may then be a necessary step in protecting surrounding building elements from such deterioration.

A qualified plumber may be appointed to assess the cause of excessive moisture (appears to be a leaking gutter) and to provide advice on any remedial works as required.

A qualified carpenter or registered builder will be required to replace affected timbers to support this lightweight roof. This may be up to strata in this area.



Minor Defect

Finding 3.01

Building: Building 1
Location: Courtyard gutter
Finding: Additional fixings required
Information: Evidence of insufficient fixings were evident on the pictured gutter which is very loose. This may be the primary cause if the leak causing the wood rot.

This gutter needs additional fixings to ensure its longevity and to stop leaks.

A carpenter or plumber would be able to add additional fixings to these areas.



Finding 3.02

Building:	Main Building
Location:	Lower west and north walls
Finding:	Evidence of excessive moisture was present at the time of inspection
Information:	Excessive moisture was found in the internal lower west and north walls and in the courtyard corner. High readings of up to 91.4 were recorded.

This is thought to be caused by rising damp as further areas higher up these pictured walls were tested with no significant moisture found (ie readings of under 10).

The rust to the entry door frame also supports this finding.

A licensed plumber is required to investigate further.





Finding 3.03

Building:	Building 1
Location:	Courtyard
Finding:	Damp - Rising
Information:	Rising damp describes the upward movement of water in low sections of building elements (e.g. walls) by capillary action - the movement of water through porous materials such as bricks, sandstone or mortar.

Rising damp is generally managed by the installation of a damp proof course during construction. A Damp Proof Course (DPC) is an impermeable barrier at the base of the wall above ground level. However, many 19th Century buildings have no damp course installed, or the materials have failed. The DPC may have been omitted as a

consequence of poor workmanship, or it may have been bridged where materials built up against the side of the house allow moisture ingress above the DPC level.

Left unmanaged, rising damp can lead to health problems resulting from mould growth and can have major implications on affected building elements, including wall finishes like paint and plasterwork.

The first step in addressing rising damp is to diagnose the cause. The identified cause should be addressed first before addressing the appearance and other defects which have resulted from the rising damp. If the original cause is not resolved, further cases of damp are likely to ensue, resulting in secondary defects.

Consultation with a qualified plumber is advised immediately to identify the cause of the damp and perform remedial works as required.




Finding 3.04

Building:	Building 1
Location:	Pictured laundry and bathroom areas
Finding:	Sealant and grouting - Missing
Information:	It was noted on inspection that sealant or grout is missing to these pictured areas of the building.

A flexible sealant is required to allow for expected expansion and contraction, while

keeping the joint water tight and protective of all associated building materials.

Flexible and mould resistant materials should be applied to affected areas by a sealant expert to prevent any subsequent water damage that is likely to occur.





Finding 3.05


Building: Building 1

Location: Bathroom

Finding: Shower screen - Leaking

Information: Leaking was evident to the shower screening at the time of inspection. It is suspected that the leaking has occurred as a result missing sealant. Leaking from the shower , where left unattended, is likely to lead to water damage to adjoining flooring and walls. Such damage can lead to water damage and necessitate extensive remedial works being required. Active water leaks may also create an environment that is susceptible to the formation and development of mould.

Appointment of a sealant expert is required to repair or replace this missing sealant. Such works should be performed as soon as possible to ensure that no further damage occurs.



Finding 3.06

Building: Building 1

Location: Pictured internal Areas

Finding: Building elements - Damaged

Information: Evidence of damage was identified to the following areas -

1. The door locks are hard to use and need adjustment to lock/latch.
2. The wardrobe sliding glass door trim is loose requiring urgent replacement by a wardrobe installer.
3. The upstairs balcony light is missing a cover and the rangehood light cover has cracked no affecting its function.

A carpenter is required to repair this area and bring it back to full function.



Finding 3.07


Building:	Main Building
Location:	Pictured wall areas
Finding:	Building elements - Rusted or corroded
Information:	These building elements show evidence of rusting and corrosion, which is likely to have developed as a result of excessive exposure to moisture and or inadequate coatings.

As surface rust provides no protection to the underlying iron, the deteriorating condition is likely to worsen if not addressed in the short-term future.

Where possible, the use of galvanized (treated) metals or aluminium coated metals aid in rust prevention, as does regular general maintenance. Rust formation can be

controlled with coatings, such as paint, that isolate the iron from the environment.

Rusting and corrosion should be managed by ideally removing or limiting the affected surface from exposure to moisture. A registered builder may be appointed to replace any building elements that have been severely affected by rust or water damage.



Finding 3.08

Building:	Main Building
Location:	Front wall
Finding:	Render (external) cracking.
Information:	It has been observed that cracking to some external rendered surfaces. The degree of damage is described as "slight" noticeable cracks which are easily filled. Cracking of this size are generally less than 5mm in width.

Always contact your building inspector should cracks widen, lengthen, or become more numerous.





Finding 3.09

Building: Building 1
Location: Courtyard
Finding: Sealant (external) - Missing.
Information: It was noted on inspection that areas of external sealant was missing to small areas of the external walls.

A flexible sealant or flashing is required to protect the associated building materials from rainwater ingress.

Flexible sealants should be applied to these affected areas to prevent any subsequent water damage that is likely to occur.

A sealant specialist or skilled handy person should be appointed to complete these works as soon as possible



Finding 3.10

Building:	Building 1
Location:	Courtyard
Finding:	Site drainage - Inadequate
Information:	The site drainage in this area was found to be inadequate at the time of inspection, creating potential for subsequent water damage to associated building elements.

It is important that water does not lie against the base of walls; surrounding paths and ground levels should be sloped to drain water away from walls. Downpipes should not discharge stormwater onto lower walls or plinths. Stormwater should be carried away by large, regularly cleaned drains. Ground levels may need to be lowered to expose a buried DPC.

Where site drainage is inadequate, installation of an Agricultural (Aggie) Drain may be required. A qualified plumber should be appointed to further inspect the property and perform any remedial works as necessary. Water damage and secondary defects are likely to occur if left unmanaged.




Finding 3.11

Building:	Building 1
Location:	Bathroom vanity

Finding: Vanity - Swollen
 Information: Swollen building elements generally indicate that the building materials have been affected by excessive moisture over a prolonged period of time, and have swollen as a result. The structural integrity of this vanity cannot be guaranteed, and further damage is likely to develop if left unmanaged.

Excessive moisture is likely to lead to the development of secondary damage to any associated building elements, which may necessitate major reparation works if left unmanaged. Repair and/or replacement of this vanity should be conducted by a qualified carpenter or plumber. No leaks to this vanity area could be found at the time of the inspection.



Finding 3.12

Building: Building 1
 Location: Upstairs Toilet & laundry
 Finding: Door handles - Not latching
 Information: It was noted that the doors here were not latching during operation at the time of inspection.

It is suspected that this defect has occurred due to minor issues with the associated hinges. Such damage is identified as general wear and tear, which is expected for building elements of this age.

A qualified carpenter or general handyperson may be appointed to perform rectification works as necessary, at client discretion. If left unattended, further functional impairment is likely to occur.



Live Timber Pest Activity

No evidence was found

Timber Pest Damage

No evidence was found

Conditions Conducive to Timber Pest Activity

Finding 6.01

Building:	Main Building
Location:	Meter board
Finding:	Termite Management System - no evidence of a chemical installation or durable notice
Information:	The application of a post-construction chemical termite barrier is highly recommended for all properties. Such barriers are highly effective in preventing termite attack on any timber building elements throughout the property.

A durable notice should be placed in the switchboard unit to indicate current termite barriers. At the time of inspection, the durable notice was missing and it appeared as though no chemical termite management system has been installed, with no evidence to suggest preventative works taking place since the property was built.

The client may consider gaining further advice from the body corporate and a pest controller as to the costs and procedures involved with a 'chemical' application.

It is recommended that obtaining such advice be a short-term priority.




Evidence of fungal decay activity and/or damage

Finding 7.01

Building:	Building 1
Location:	Courtyard and verandah areas
Finding:	Fungal decay - present (localised)
Information:	Fungal decay also known as wood decay or wood rot generally refers to the deterioration of timber elements when in contact with excessive levels of moisture for a prolonged period of time.

The development of fungal decay is accelerated by temperatures in the range of 5degreeC to 40degreeC as well as the presence of oxygen. Generally fungal decay develops on timber elements that are in use in an external environment which are exposed to rain penetration.

In this case, the affected timber elements is in a decaying state. The verandah timbers require urgent replacement.





Evidence of wood borer activity and/or damage

No evidence was found

Section D Significant Items

D4 Further Inspections

We advise that you seek additional specialist inspections from a qualified and, where appropriate, licensed

- Licensed Electrician
- Licensed Plumber

Jim's Building Inspections can put you in contact with qualified and licensed providers of these and other trades services. Please contact your inspector for recommendations, or visit www.jims.net.

D5 Conclusion - Assessment of overall condition of property

- This 1995 unit has the major defect of the wood rotted external verandah timbers requiring replacement.

Some lower laundry, stair cupboard, loungeroom walls and courtyard walls all appear to have been affected by rising damp. A licensed plumber is required to investigate the cause.

There are a number of other minor defects listed on this Building Report.

Please be aware that limitation's did affect the inspection with areas of furniture, the external roof and internal over height areas limited areas of inspection.

For further information, advice and clarification please contact Justin Blake on: 0435 182 122

Section D Significant Items

The following items were noted as - For your information

Noted Item

Building: Building 1
Location: Wet areas
Finding: Waterproofing membranes - Information Only
Information: Internal Water Proofing Membranes, are crucial in preventing water ingress into the property is important to know that the Membrane System used is to Australian Standards and has been installed correctly.

Please refer to the original Building Documents or Maintenance Schedule for the relevant information including;

- Membrane used and Manufacturers Specifications. - The Installer and Installation Certification.

With older property's where this information is unavailable all wet areas should be monitored. If any leaks, water staining, peeling or bubbling of the paint become evident to any adjacent walls or ceilings below a licensed builder or waterproofing specialist is recommended to investigate further.



Definitions to help you better understand this report

Access hole (cover)	An opening in flooring or ceiling or other parts of a structure (such as service hatch, removable panel) to allow for entry to carry out an inspection, maintenance or repair.
Accessible area	An area of the site where sufficient, safe and reasonable access is available to allow inspection within the scope of the inspection.
Appearance defect	Fault or deviation from the intended appearance of a building element.
Asbestos-Containing Material (ACM)	Asbestos-containing material (ACM) means any material or thing that, as part of its design, contains asbestos.
Building element	A portion of a building that, by itself or in combination with other such parts, fulfils a characteristic function. NOTE: For example supporting, enclosing, furnishing or servicing building space.
Client	The person or other entity for whom the inspection is being carried out.
Conditions Conducive to Termite Activity	Noticeable building deficiencies or environmental factors that may contribute to the presence of Termites.
Defect	Fault or deviation from the intended condition of a material, assembly, or component.
Detailed assessment	An assessment by an accredited sampler to determine the extent and magnitude of methamphetamine contamination in a property.
Inspection	Close and careful scrutiny of a building carried out without dismantling, in order to arrive at a reliable conclusion as to the condition of the building.
Inspector	Person or organisation responsible for carrying out the inspection.
Instrument Testing	Where appropriate the carrying out of Tests using the following techniques and instruments: (a) electronic moisture detecting meter - an instrument used for assessing the moisture content of building elements (b) stethoscope - an instrument used to hear sounds made by termites within building elements (c) probing - a technique where timber and other materials/areas are penetrated with a sharp instrument (e.g. bradawl or pocket knife), but does not include probing of decorative timbers or finishes, or the drilling of timber and trees and (d) sounding - a technique where timber is tapped with a solid object. (e) T3I - an instrument used to detect movement, moisture and changes in temperature within timber
Limitation	Any factor that prevents full or proper inspection of the building.
Major defect	A defect of sufficient magnitude where rectification has to be carried

	out in order to avoid unsafe conditions, loss of utility or further deterioration of the property.
Methamphetamine	An amphetamine-type stimulant that is highly addictive. Methamphetamine is a controlled substance, classified as a Class A (very high-risk) drug under the Misuse of Drug Act. This term is used as a grouping term to include all substances screened for, specifically: Ephedrine, Pseudoephedrine, Amphetamine, Methamphetamine, MDA and MDMA.
Methamphetamine contamination	A property or part of a property where the level of methamphetamine has been tested in accordance with this standard and found to exceed 0.5 micrograms/100 cm ² (Residential) or 10 micrograms/100 cm ² (Commercial).
Methamphetamine production/manufacture	The manufacture of methamphetamine, including processing, packaging, and storage of methamphetamine and associated chemicals.
Minor defect	A defect other than a major defect.
Roof space/Roof void	Space between the roof covering and the ceiling immediately below the roof covering.
Screening assessment	An assessment by a screening sampler to determine whether or not methamphetamine is present.
Serviceability defect	Fault or deviation from the intended serviceability performance of a building element.
Significant item	An item that is to be reported in accordance with the scope of the inspection.
Site	Allotment of land on which a building stands or is to be erected.
Structural defect	Fault or deviation from the intended structural performance of a building element.
Structural element	Physically distinguishable part of a structure. NOTE: For example wall, columns, beam, connection.
Subfloor space	Space between the underside of a suspended floor and the ground.
Subterranean Termite Management Proposal	A written proposal in accordance with Australian Standard AS 3660.2 to treat a known subterranean termite infestation and/or manage the risk of concealed subterranean termite access to buildings and structures.
Termites	Wood destroying insects belonging to the order 'Isoptera' which commonly attack seasoned timber.
Tests	Additional attention to the visual examination was given to those accessible areas which the consultant's experience has shown to be

particularly susceptible to attack by Termites. Instrument Testing of those areas and other visible accessible timbers/materials/areas showing evidence of attack was performed.

Timber Pest Activity	Tell-tale signs associated with 'active' (live) and/or 'inactive' (absence of live) Timber Pests at the time of inspection.
Timber Pest Attack	Timber Pest Activity and/or Timber Pest Damage.
Timber Pest Damage	Noticeable impairments to the integrity of timber and other susceptible materials resulting from an attack by Timber Pests.
Urgent and Serious Safety Hazards	Building elements or situations that present a current or immediate potential threat of injury or disease to persons.

Terms on which this report was prepared

This report is based on the condition of the property at the time of inspection. We strongly recommend re-inspection 30 days after this report is issued as the general condition of the property is likely to have changed, including the extent of defects described and instance of potential undetected defects.

This report has been prepared in accordance with and subject to the pre-inspection agreement in place between the parties, which forms part of this Report.

This Report is prepared for the client identified above and may not be relied on by any other person without our express permission or by the purchase of this Report on our website.

SPECIAL ATTENTION SHOULD BE GIVEN TO THE SCOPE, LIMITATIONS AND EXCLUSIONS IN YOUR PRE-INSPECTION AGREEMENT AND THIS REPORT

Any of the exclusions or limitations identified for this Report may be the subject of a special-purpose inspection which we recommend being undertaken by an appropriately qualified inspector

RELIANCE AND DISCLOSURE

This report has been prepared based on conditions at the time of the report.

We own the copyright in this report and may make it available to third parties.

If your Property is in the Australian Capital Territory, you acknowledge we will make certain information about this Report available to the ACT Government for inclusion in the building and pest inspections public register if required under the *Civil Law (Sale of Residential Property) Act 2003*. This will include the fact the report has been prepared, the Property street address, date of the inspection, the name of the person who prepared the report and (if applicable) the entity that employs them.

UNDETECTED DEFECT RISK RATING

If this Report has identified a medium or high-risk rating for undetected defects, we strongly recommend a further inspection of areas that were inaccessible. This may include an invasive inspection that requires the removal or cutting of walls, floors or ceilings.

If the Property has been vacant for a period of time, moisture levels or leaks may not be detectable at the time of the inspection because often only frequent use of water pipes (showers, taps etc) result in a leak being identifiable. We advise further testing on pipes and water susceptible areas (such as the bathroom and laundry) after more frequent use has occurred.

IMPORTANT SAFETY INFORMATION:

This is not a report by a licensed plumber or electrician. We recommend a special-purpose

report to detect substandard or illegal plumbing and electrical work at the Property

This is not a smoke alarm report. We recommend all existing detectors in the Property be tested and advice sought as to the suitability of number, placement and operation.

This is not an asbestos report. There are potential products in the Property containing asbestos that will not be identified in this report. In order to accurately identify asbestos, we recommend performing an asbestos inspection, particularly for buildings built prior to 1988.

This is not a report on safety glass. Glazing in older homes may not reflect current standards and may cause significant injury if damaged. Exercise caution around the glass in older homes.

This is not a report on window opening restrictions. We have not inspected window opening restrictors. Window openings in older buildings may not reflect current standards and can be a potential risk. Window opening restrictors are advised for all second story or above windows with sill heights below 900mm. Some states make this a mandatory requirement. Owners should enquire of their local and state requirements to ensure compliance.

This is not a report on pool safety. If a swimming pool is present it should be the subject to a special purpose pool inspection.

External Timber Structures - Balcony and Decks. It is strongly recommended that a Structural Engineer is required to assess distributed load capacity of external timber structures such as balconies and decks, alerting users of the load capacity. Regular maintenance and inspections by competent practitioners to assess the ongoing durability of exposed external timber structures are needed.

This is not a Group Titled Property Report as per AS4349.2. If you require a report for a Group Titled Property as per this standard, please seek a separate inspection for Group Titled Properties.

MOISTURE

The identification of moisture, dampness or the evidence of water penetration is dependent on the weather conditions at the time an inspection. The absence of dampness identified in this Report does not necessarily mean the Property will not experience some damp problems in other weather conditions or that roofs, walls or wet areas are watertight.

Where the evidence of water penetration is identified we recommend detailed investigation of waterproofing in the surrounding area monitoring of the affected area over a period of time to fully detect and assess the cause of dampness.

MAINTENANCE OF THE PROPERTY

This Report is not a warranty or an insurance policy against problems developing with the Property in the future. Accordingly, a preventative maintenance program should be implemented which includes systematic inspections, detection and prevention of issues. Please contact the inspector who carried out this inspection for further advice.

It is strongly advised that appropriate steps be taken to remove, rectify or monitor any evidence of

conditions conducive to timber pest activity. Undertaking thorough regular inspections at intervals not exceeding twelve months (or more frequent inspections where the risk of timber pest attack is high or the building type is susceptible to attack). To further reduce the risk of subterranean termite attack, implement a management program in accordance with Australian Standard AS3660. This may include the installation of a monitoring and/or baiting system, or chemical and/or physical barrier. However, AS3660 stresses that subterranean termites can bridge or breach barrier systems and inspection zones and those thorough regular inspections of the building are necessary.

NO CERTIFICATION

- a) The Property has been compared to others of a similar age, construction type and method that had an acceptable level of basic maintenance completed.
- b) We don't advise you about title, ownership or other legal matters like easements, restrictions, covenants and planning laws. None of our inspections constitutes approval by a Building Surveyor, a certificate of occupancy or compliance with any law, regulation or standard, including any comment on whether the Property complies with current Australian Standards, Building Regulations or other legislative requirements.

RECTIFICATION COSTS

We don't provide advice on the costs of rectification or repair unless specifically identified in the scope of the Report. Any cost advice provided verbally or in this report must be taken as of a general nature and is not to be relied on. Actual costs depend on the quality of materials, the standard of work, what price a contractor is prepared to do the work for and may be contingent on approvals, delays and unknown factors associated with third parties. No liability is accepted for costing advice.