



BEFORE YOU BUY
BEFORE YOU BUILD

Building and Timber Pest Inspection Report

Inspection Date: Wed, 28 Jan 2026

Property Address: 23 Parkes Cres, Faulconbridge NSW 2776,
Australia



Contents

	The Parties
Section A	Results of inspection - summary
Section B	General
Section C	Accessibility
Section D	Significant Items
Section E	Additional comments
Section F	Annexures to this report

Definitions to help you better understand this report

Terms on which this report was prepared

Special conditions or instructions

If you have any queries with this report or require further information, please do not hesitate to contact the person who carried out the inspection.

This Report has been prepared in accordance with the pre-inspection agreement in place between the parties set out below, which set out the purpose and scope of the inspection, and the significant items that will be reported on. This Report reflects the opinion of the inspector based on the documents that have been provided. This Report should be read in its entirety and in the context of the agreed scope of Services. If there is a discrepancy between the summary findings and the body of the Report, the body of the Report will prevail. We recommend that you should promptly implement any recommendation or advice in this Report, including recommendations of further inspections by another specialist. If you have any queries with this Report or require further information, please do not hesitate to contact the person who carried out the inspection. This Report contains reference to material that is the copyright of Standards Australia reproduced under agreement with SAI Global to Jim's Building Inspections (Australia).

Original Inspection Date: Wed, 28 Jan 2026

The Parties

Name of the Client:

Name of the Principal(if Applicable): Title Space

Job Address: 23 Parkes Cres, Faulconbridge NSW 2776, Australia

Client's Email Address:

Client's Phone Number:

Consultant: Adam Ahmed Ph: 0450 250 739
Email: Lidcombe@jimbuildinginspections.com.au

Advanced Diploma of Building Surveying - CPCSS00004

Company Name: Jim's Building Inspections Lidcombe

Company Address and Postcode: Lidcombe 2141

Company Email: Lidcombe@jimbuildinginspections.com.au

Company Contact Numbers: 0450 250 739

Special conditions or instructions

A report may be conditional on information provided by the person, agents or employees of the person requesting the report, apparent concealment of possible defects and a range of other factors

The following apply: Not Applicable

Section A Results of Inspection - summary

A summary of your inspection is outlined below; please also refer to the Report.

	Found	Not Found
Safety Hazard	✓	
Major Defect		✓
Minor Defect	✓	
Live Timber Pest Activity		✓
Timber Pest Damage	✓	
Conditions Conducive to Timber Pest Activity	✓	
Evidence of fungal decay activity and/or damage	✓	
Evidence of wood borer activity and/or damage	✓	
Evidence of a previous termite management program		✓

Overall Condition (Building)

In summary, the building, compared to others of similar age and construction is in the condition documented in this report.

Overall Condition (Timber Pest)

In summary, the building, compared to others of similar age and construction is highly susceptible to timber pests. Live activity and/or damage from timber pest activity was found at the time. A termite treatment is required.

Section B General

General description of the property

Building Type	Residential
Company or Strata title	Unknown
Floor	Brick Stumps or Piers
Furnished	Furnished
No. of bedrooms	1
Occupied	Unoccupied
Orientation	North
Other Building Elements	Driveway, Fence - Fabricated Metal Fence
Other Timber Bldg Elements	Architraves, Door Frames, Doors, Internal Joinery, Skirting Boards, Window Frames
Roof	Tiled, Timber Framed, Pitched
Storeys	Single
Walls	Brick Veneer, Light Weight Wall Clad
Weather	Fine

Section C Accessibility

Areas Inspected

The following areas were inspected. As documented in your Pre-Inspection Agreement, obstructions and limitations to the accessible areas for inspection are to be expected in any inspection. Refer also to our listing of obstructions and limitations.

- Exterior
- Interior
- Roof Exterior - Part
- Wall Exterior
- Trees

The inspection excludes areas which are affected by obstructions, where access is limited or unsafe. We do not move obstructions and defects, timber pest activity or conditions conducive to these may not be obvious unless they are removed.

Inaccessible Areas

The following areas were inaccessible:

- Areas of skillion or flat roof - no access
- Ceiling Cavity.
- Inside of the fencing.
- Roof Exterior - Part
- Subfloor.

Any areas which are inaccessible at the time of inspection present a high risk for undetected defects and timber pest activity and conditions conducive to these. The client is advised to make inaccessible areas accessible wherever possible for re-inspection.

Obstructions and Limitations

Building defects, termite and timber pest activity as well as conditions conducive to both, may be concealed by the following obstructions which prevented full inspection:

- Above safe working height
- Appliances and equipment

- Areas of skillion or flat roof - no access
- Ceiling linings
- Evidence of recently painted walls or ceilings
- Evidence of remedial cleaning may result in lower levels of contaminant being detected.
- Evidence of recent renovation may obscure, temporarily lower or reduce the overall levels of contaminant detected.
- Fixed ceilings
- Fixed Furniture - Built-in Cabinetry
- Floor coverings
- Furniture
- Lack of clearance - subfloor
- Lack of natural or acceptable lighting
- Lack of suitable access or entry point
- Overhanging vegetation
- Stored items, built in cabinetry, furniture and personal items obscured approximately 75% of every room.
- Subfloor was not able to be inspected - there was no access to this area.
- Vegetation obscured up to 75% of the area for inspection.

The presence of obstructions increases the risk of undetected building defects, timber pest activity and conditions conducive to these. The client should make arrangement to remove obstructions where ever possible and re-inspect these areas urgently.

Undetected defect risk (Building)

A risk rating is provided to help you understand the degree to which accessibility issues and the presence of obstructions have limited the scope of the inspection

The risk of undetected defects is: **High**

When the risk of undetected defects is medium or high we strongly recommend further inspection once access is provided or if the obstruction can be removed. Contact us for further advice.

Undetected defect risk (Timber Pest)

A risk rating is provided to help you understand the degree to which accessibility issues and the

presence of obstructions have limited the scope of the inspection

The risk of undetected defects is: **High**

When the risk of undetected defects is medium or high we strongly recommend further inspection once access is provided or if the obstruction can be removed. Contact us for further advice.

Section D Significant Items


Safety Hazard

Finding 1.01

Building:	Main Building
Location:	All Areas
Finding:	Asbestos - Suspected ACM Identified on Site
Information:	Reporting on Asbestos is outside the Scope of this Report. This suspected defect is highlighted as a caution only. We suspect, based on our experience in the building industry, that there is a higher risk of the identified building element containing asbestos.

As Asbestos Reporting is outside the scope of this report, we advise that you consider a separate Asbestos Inspection and Condition Audit, which can include the taking of samples for definitive confirmation of the presence of Asbestos.

In the interim, the client is advised to act with caution, especially when considering any damage to building materials general wear and tear renovations extensions demolition and general maintenance activities due to the suspected presence of Asbestos.





Finding 1.02

Building: Main Building
 Location: Bathroom
 Finding: shower screen door broken
 Information: The shower screen door is broken, affecting its ability to function properly.

The broken shower screen door poses a risk of water leakage onto the bathroom floor, potential slipping hazards, and diminished privacy during shower use.

The responsibility for fixing the broken shower screen door falls on the contractor or service provider responsible for bathroom installations. Prompt repair or replacement of the door is essential to prevent water damage, ensure safety, and maintain the

privacy and functionality of the shower enclosure.



Finding 1.03

Building: Main Building
Location: Yard - Front
Finding: Uneven Ground
Information: Uneven ground is observed on the property, posing a potential safety hazard and compromising the aesthetic appeal of the landscape.

The uneven ground increases the risk of trips, falls, and injuries for occupants and visitors, and it may contribute to water drainage issues.

Professional landscapers or contractors with expertise in grading and leveling can rectify the uneven ground, ensuring both safety and improved aesthetics of the property.



Major Defect

No evidence was found

Minor Defect

Finding 3.01



Building:	Main Building
Location:	All Areas
Finding:	Roof Weathered
Information:	Upon inspection of the exterior roofing, the majority of roof was not in a fair condition. While weathering of the roof is consistent with the age of the property, maintenance works are required.

Isolated areas of mortar have come loose in the valleys and minor cracking is also present. Re-pointing and re-sealing the may be considered as an interim solution by the client to help preserve and extend the life span of the tiles.

Where left unmanaged, deteriorating roof are likely to lead to a number of secondary defects, including minor water leaks and weather exposure to internal roofing structures.

Consultation with a roofing contractor is highly advised to gain advice on cost of remedial works that may be required in the short to medium term. Remedial works are likely to increase the longevity of the exterior roofing structure.









Finding 3.02

Building:	Main Building
Location:	Pergola
Finding:	Disconnected downpipe
Information:	A notable defect with a disconnected downpipe, compromising the efficient drainage of rainwater from the roof. This disconnectivity poses an increased risk of water accumulation, potentially leading to foundation erosion, water damage to the property, and a conducive environment for mold growth.”

The primary risks associated with the not connected downpipe include:

1. Foundation Erosion: Accumulated water around the foundation due to the disconnected downpipe can lead to soil erosion, jeopardizing the stability of the property’s foundation.
2. Water Damage: Uncontrolled water runoff can result in water penetrating the building envelope, causing interior water damage to walls, ceilings, and other structural components.
3. Mold Growth: The presence of excess moisture provides an ideal environment for mold growth, posing health risks and necessitating costly remediation.

Resolution:

Engage a qualified and licensed roofing or gutter specialist to address the disconnected downpipe. This professional will reconnect the downpipe to ensure proper water drainage, mitigating the associated risks and preserving the integrity of the property.



Finding 3.03

Building: Main Building
Location: Bathroom
Finding: Poor workmanship
Information: The structure exhibits signs of poor workmanship, evident in various aspects of construction and finishing.

Risk: Poor workmanship poses a range of risks, including compromised structural integrity, potential safety hazards, and a decreased lifespan of the structure. It may also lead to aesthetic and functional issues.

Resolution: A qualified contractor or construction professional should be consulted to assess and address the poor workmanship. They can implement corrective measures to ensure structural soundness, safety, and overall quality of the construction.





Finding 3.04

Building: Main Building
Location: Bathroom
Finding: Sealant and grouting - Missing or damaged
Information: It was noted on inspection that sealant or grout is degraded to the tiled shower alcove and or other areas of the bathroom.

Different materials and floor areas move at different rates, generally causing cracking to grout or sealant at this point. A flexible sealant is required to allow for expected expansion and contraction, while keeping the joint water tight and protective of all associated building materials.

There appears to be excessive mould to the sealant and grout which will likely require scraping out and replacement.

Flexible and mould resistant materials should be applied to affected areas to prevent any subsequent water damage that is likely to occur. Regular maintenance and replacement of damage or missing or damaged sealant and grout is highly recommended to the wet areas, as this is a regular wear and tear defect. Sealant and grouting in areas that come into regular contact with water should be maintained for the long term care of your property.

A sealant specialist or tiling contractor should be appointed to complete these works as soon as possible





Finding 3.05

Building: Main Building

Location: Bathroom

Finding: Shower - Damp

Information: Damp is evident to the lower 300mm of wall to the shower alcove. This defect is quite common, and is suspected to have been caused by moisture permeating through the grouting in this area, which shows evidence of deterioration. Leaking pipes within the adjoining wall is also a possible cause.

Damp (or structural damp) refers to the presence of unwanted moisture in the structure of a building, either as the result of intrusion from outside, or condensation from within the structure. In the shower area, internal water leaks or other sources of excessive moisture are generally the cause of damp.

Unmanaged damp in the shower recess is likely to facilitate the formation and development of mould and fungi growth, decaying associated building materials and compromising their structural integrity. It is important to address damp conditions, as the World Health Organisation notes that excess moisture leads - on almost all indoor materials - to growth of microbes such as moulds, fungi and bacteria, which subsequently emit spores and other matter into the indoor air. Exposure to these contaminants is associated with a wide range of respiratory and other health-related problems.

Consultation with a qualified plumber or bathroom specialist is advised immediately to identify the cause of damp and to perform remedial works as required. Where excessive mould growth is present, further inspection by a specialist environmental health inspector should also be considered.

Always ensure that sealant and grout is in good condition to prevent any moisture issues occurring in the future.



Finding 3.06

Building: Main Building
 Location: Bathroom


Finding: Tiles - Cracked or damaged

Information: Cracking was evident to the tiling in this area at the time of inspection. While the cracking appears to be minor, this area is frequently exposed to water, allowing potential for water penetration into adjoining sections of walls or flooring.

If left unmanaged, water penetration to these areas may lead to subsequent water damage, which is likely necessitate repair work to affected building elements.

A tiling contractor should be appointed to ensure that no further water damage occurs. The re-application of silicone and grouting throughout remaining tile work is also advised, to further protect the area against water penetration.

Where water penetration has led to water damage, appointment of a relevant tradesperson may be required to repair damaged building elements.



Finding 3.07

Building: Main Building

Location: All Areas

Finding: Evidence of excessive moisture - Drywall

Information: Excessive moisture is present at the time of , indicating a potential water leakage issue within the wall.

The prolonged presence of moisture can lead to mold growth, deteriorate the

structure, and create an environment conducive to health hazards. Additionally, it may compromise the adhesive holding the tiles, leading to their detachment.

A licensed plumber or a qualified contractor specializing in water damage remediation should investigate the source of the moisture, fix any leaks, and address the damage. Additionally, replacing affected tiles and ensuring proper waterproofing are crucial to preventing future issues.





Live Timber Pest Activity

No evidence was found

Timber Pest Damage

Finding 5.01

Building:	Main Building
Location:	Yard - Front
Finding:	Suspected - Timber pest damage
Information:	Despite no live termite or timber pest activity being indicated, suspected previous timber pest damage was found to have affected this area. This damage is considered to be inactive at the time of inspection.

It is advised that the area be visually inspected frequently to ensure that the condition of affected building materials does not worsen.

A licensed pest controller must be appointed to provide a further invasive inspection.





Conditions Conducive to Timber Pest Activity

Finding 6.01

Building:	Main Building
Location:	Front Elevation
Finding:	No Evidence of Termite Management System - Durable notice / Legible Sticker
Information:	The application of a pre & post-construction chemical termite barrier is highly recommended for all properties. Such barriers are highly effective in preventing termite attack on any timber building elements throughout the property.

A durable notice was not placed in the switchboard unit to indicate current termite barriers is legible at the time of inspection.

Client must seek further information from the vendor or real estate agent if the conditions of termite management systems were maintained.



Finding 6.02

Building:	Main Building
Location:	All Areas
Finding:	Dense vegetation around a property can increase the risk of termite infestation
Information:	The presence of dense vegetation around a property can increase the risk of termite infestation, as it provides a conducive environment for them. To address this, consider maintaining a clear space between the vegetation and your home. If you suspect a termite issue, it's advisable to consult with a licensed pest control professional for inspection and treatment.





Finding 6.03

Building:	Main Building
Location:	Pergola
Finding:	Downpipes not connected- Conducive conditions for timber pest
Information:	<p>Unconnected downpipes can indeed pose a risk for attracting termites, as they provide a source of moisture near a building's foundation. Termites are attracted to moisture and wood, so it's important to address this issue to prevent potential infestations. Connecting downpipes to the stormwater system or ensuring proper drainage away from the building can help mitigate this a licensed plumber is the most qualified professional to handle plumbing-related tasks, including connecting downpipes to the stormwater system. They have the necessary expertise and tools to ensure proper installation.</p>

Please remember that proper installation is essential to ensure effective drainage and prevent future issues, so it's often best to hire a qualified professional, especially for complex or extensive downpipe installations.



Finding 6.04

Building:	Main Building
Location:	All Areas - extension
Finding:	Slab Edge - Exposure
Information:	An inspection zone of at least 75mm in relation to the exposed slab edge, between the bottom brick and the perimeter pavement, is required. This inspection zone should be maintained in order to force termites into the open where they can be detected more readily during regular inspections. The slab edge should not be concealed by anything that may prevent inspection of the area, including render, landscaping, soil, turf, paving, concrete cladding or other structures.

If the slab edge is not properly exposed there is a high risk of termite attack. Sometimes, in order to determine the type of slab, a suitably qualified person such as an architect or builder may be required to consult the construction plans.

Where the slab edge cannot be properly inspected, it is highly recommended that termite or timber pest inspections be carried out every 6-12 months to aid protection of the property against infestation.





Finding 6.05

Building: Main Building
Location: All Areas
Finding: Timber on ground / conducive conditions to termite damage
Information: Timber on the ground is indeed conducive to termite damage. Termites are known to thrive in moist environments, and wood in contact with soil or moisture is more susceptible to infestation.

To prevent this, it's important to keep timber elevated and away from direct ground contact. Regular inspections and proper termite control measures are also essential to protect your wooden structures from termite damage.





Finding 6.06

Building:	Main Building
Location:	Bathroom
Finding:	Excessive moisture - Conducive to Timber pest
Information:	Excessive moisture can attract termites and produce conditions that promote fungal growth and wood decay.

Excessive moisture is generally caused by deteriorated inadequate or missing roof drainage leaking plumbing pipes or fixtures poorly plumbed HWS overflows or condenser units and poor site drainage.

If mould growth has been found there may be environmental biological or health issues involved. In these cases an appropriately qualified inspector should also be contacted.

Prior to any remedial works being performed a qualified plumber should be appointed to further inspect the property and to identify the cause of the excessive moisture. Works to remove affected building elements may then be necessary and should be performed by an appropriate tradesperson.



Finding 6.07

Building:	Main Building
Location:	Bathroom
Finding:	Excessive moisture - Conducive to Timber pest
Information:	Excessive moisture can attract termites and produce conditions that promote fungal growth and wood decay.

Excessive moisture is generally caused by deteriorated inadequate or missing roof drainage leaking plumbing pipes or fixtures poorly plumbed HWS overflows or condenser units and poor site drainage.

If mould growth has been found there may be environmental biological or health issues involved. In these cases an appropriately qualified inspector should also be

contacted.

Prior to any remedial works being performed a qualified plumber should be appointed to further inspect the property and to identify the cause of the excessive moisture. Works to remove affected building elements may then be necessary and should be performed by an appropriate tradesperson.



Evidence of fungal decay activity and/or damage

Finding 7.01

Building: Main Building
 Location: Front Elevation
 Finding: Wood rot
 Information: This building element shows evidence of wood rot. Wood rot, also known as Fungal Decay, occurs when timbers and other cellulose building materials are exposed to damp conditions on an ongoing basis. This could be the result of exposure to weathering over a prolonged period of time, or the attraction of excessive moisture from other abutting building materials. Contributing factors also include poor air ventilation in the area.


Wood rot is often associated with general damp problems and is evidenced by a

'musty' smell or mould and mildew occurring on surfaces. If left unmanaged, damp conditions can lead to further health problems and the decay of timbers will continue.

Early intervention and regular maintenance, particularly of exterior timbers, will prolong the useful life of these building elements. Prior to any works being performed, the cause of the moisture that has created the visible wood rot should be identified and addressed in a suitable manner. Replacement of affected timbers may then be a necessary step in protecting surrounding building elements from such deterioration.

A qualified plumber may be appointed to assess the cause of excessive moisture and to provide advice on any remedial works as required. A qualified carpenter or registered builder may also be required to replace affected building materials.





Evidence of wood borer activity and/or damage

Finding 8.01

Building:	Main Building
Location:	Yard - Back
Finding:	Wood Borer Activity - Trees
Information:	Numerous small to medium-sized exit holes and surface tunnelling marks were noted along the trunk and branches of a dead standing tree. The pattern and shape of the damage are consistent with wood borer infestation. No live activity was observed at the time of inspection, though damage is clearly evident.

Implication (Risk):

- The tree maybe structurally compromised and may pose a fall or safety hazard, especially during wind events.
- Proximity to structures or power lines may increase the risk of damage or injury.
- Although native borers are not typically a threat to treated structural timbers, their presence indicates decay and weakened wood that could attract secondary pests.

Recommendation:

- Engage a qualified arborist to assess the structural integrity of the tree and arrange for safe removal if required.
- If the tree is within falling distance of a building, fence, or utility infrastructure, urgent removal is recommended.
- Regular site monitoring is advised for surrounding trees to detect any early signs of similar pest activity.



Section D Significant Items

D4 Further Inspections

We advise that you seek additional specialist inspections from a qualified and, where appropriate, licensed

- As identified in summary and defect statements
- Registered Roofing Contractor
- Registered/Licensed Builder
- Termite and Timber Pest Technician / Licensed Pest Controller

Jim's Building Inspections can put you in contact with qualified and licensed providers of these and other trades services. Please contact your inspector for recommendations, or visit www.jims.net.

D5 Conclusion - Assessment of overall condition of property

- Building Inspection Conclusion

A Building and Timber pest inspection was carried out on this property. At the time of inspection, a durable notice and evidence of pest treatment were not found.

Conducive conditions & Suspected timber pest damage was observed which are noted in the body of the report.

The following recommendations are always strongly advised to minimise creating an environment which is conducive to timber pest infestation:

1. Maintain visual pest inspections every six to twelve months
2. Ensure that AC and HWS overflows are connected to a nearby down pipes and drain points if applicable
3. Ensure that if there any tree stumps in the immediate area that they are treated with an approved termicide and certified by a licensed pest technician
4. Ensure that any loose timbers, timbers or stored items in ground contact in the subfloor applicable) and around the dwelling perimeter are removed to prevent potential timber pest infestation
5. Ensure that areas of ground damp are further investigated and treated by a licensed plumber or damp proof specialist as well as addressing areas of subfloor ventilation inadequacy.

The application of a post construction chemical or physical termite barrier is highly recommended for all

properties and is always good building practice. Where a slab on ground type construction is evident a 75mm perimeter visual barrier is required to be maintained to ensure effective prevention of termite infestation and concealed entry points. If this visual barrier is not obtainable we strongly recommend a more invasive follow up termite inspection to completely rule out termite or timber pest presence in the dwelling.

Termite barriers are highly effective in preventing termite attack on any timber building elements throughout the property. A durable notice should always be placed in the meter box to clearly show the treatment method used and on what date and maintained there with.

It is strongly recommended that a full inspection to AS 4349.3 or AS 3660.2 be carried out at least once every six to twelve months. Regular inspections DO NOT stop timber pest attack but are designed to limit the amount of damage that may occur by detecting problems early.

Compared to other buildings of a similar age, brick veneer / clad dwelling at the time of inspection was found to be in a fair condition with some safety and minor defects as highlighted in the report.

Significant items have been identified. These have been noted in the body of the report and will require relevant professional services to be engaged immediately to clarify further works.

Additionally, while some maintenance items may currently appear minor, they have the potential to escalate into major issues if left unaddressed.

Several limitations and obstructions impeded the inspection and, if at all feasible, should be removed, and a further inspection should be performed. Indicative images below depict some of the obstructions encountered.

For further information, advice and clarification please contact Adam Ahmed on: 0450 250 739

Section D Significant Items

The following items were noted as - For your information

Noted Item

Building: Main Building

Location: All Areas


Finding: Additional Photos - Obstructions and Limitations

Information: These photographs are an indication of the obstructions and limitations which impeded full inspection of the property at the time of inspection. These obstructions can hide an array of defects and should be removed to allow full inspection to be carried out. A re-inspection is recommended once the areas are made accessible.















Noted Item

Building: Main Building
Location: All Areas
Finding: Additional Photos
Information: Additional photos are provided for your general reference











Definitions to help you better understand this report

Access hole (cover)	An opening in flooring or ceiling or other parts of a structure (such as service hatch, removable panel) to allow for entry to carry out an inspection, maintenance or repair.
Accessible area	An area of the site where sufficient, safe and reasonable access is available to allow inspection within the scope of the inspection.
Appearance defect	Fault or deviation from the intended appearance of a building element.
Asbestos-Containing Material (ACM)	Asbestos-containing material (ACM) means any material or thing that, as part of its design, contains asbestos.
Building element	A portion of a building that, by itself or in combination with other such parts, fulfils a characteristic function. NOTE: For example supporting, enclosing, furnishing or servicing building space.
Client	The person or other entity for whom the inspection is being carried out.
Conditions Conducive to Termite Activity	Noticeable building deficiencies or environmental factors that may contribute to the presence of Termites.
Defect	Fault or deviation from the intended condition of a material, assembly, or component.
Detailed assessment	An assessment by an accredited sampler to determine the extent and magnitude of methamphetamine contamination in a property.
Inspection	Close and careful scrutiny of a building carried out without dismantling, in order to arrive at a reliable conclusion as to the condition of the building.
Inspector	Person or organisation responsible for carrying out the inspection.
Instrument Testing	Where appropriate the carrying out of Tests using the following techniques and instruments: (a) electronic moisture detecting meter - an instrument used for assessing the moisture content of building elements (b) stethoscope - an instrument used to hear sounds made by termites within building elements (c) probing - a technique where timber and other materials/areas are penetrated with a sharp instrument (e.g. bradawl or pocket knife), but does not include probing of decorative timbers or finishes, or the drilling of timber and trees and (d) sounding - a technique where timber is tapped with a solid object. (e) T3I - an instrument used to detect movement, moisture and changes in temperature within timber
Limitation	Any factor that prevents full or proper inspection of the building.
Major defect	A defect of sufficient magnitude where rectification has to be carried

	out in order to avoid unsafe conditions, loss of utility or further deterioration of the property.
Methamphetamine	An amphetamine-type stimulant that is highly addictive. Methamphetamine is a controlled substance, classified as a Class A (very high-risk) drug under the Misuse of Drug Act. This term is used as a grouping term to include all substances screened for, specifically: Ephedrine, Pseudoephedrine, Amphetamine, Methamphetamine, MDA and MDMA.
Methamphetamine contamination	A property or part of a property where the level of methamphetamine has been tested in accordance with this standard and found to exceed 0.5 micrograms/100 cm ² (Residential) or 10 micrograms/100 cm ² (Commercial).
Methamphetamine production/manufacture	The manufacture of methamphetamine, including processing, packaging, and storage of methamphetamine and associated chemicals.
Minor defect	A defect other than a major defect.
Roof space/Roof void	Space between the roof covering and the ceiling immediately below the roof covering.
Screening assessment	An assessment by a screening sampler to determine whether or not methamphetamine is present.
Serviceability defect	Fault or deviation from the intended serviceability performance of a building element.
Significant item	An item that is to be reported in accordance with the scope of the inspection.
Site	Allotment of land on which a building stands or is to be erected.
Structural defect	Fault or deviation from the intended structural performance of a building element.
Structural element	Physically distinguishable part of a structure. NOTE: For example wall, columns, beam, connection.
Subfloor space	Space between the underside of a suspended floor and the ground.
Subterranean Termite Management Proposal	A written proposal in accordance with Australian Standard AS 3660.2 to treat a known subterranean termite infestation and/or manage the risk of concealed subterranean termite access to buildings and structures.
Termites	Wood destroying insects belonging to the order 'Isoptera' which commonly attack seasoned timber.
Tests	Additional attention to the visual examination was given to those accessible areas which the consultant's experience has shown to be

particularly susceptible to attack by Termites. Instrument Testing of those areas and other visible accessible timbers/materials/areas showing evidence of attack was performed.

Timber Pest Activity	Tell-tale signs associated with 'active' (live) and/or 'inactive' (absence of live) Timber Pests at the time of inspection.
Timber Pest Attack	Timber Pest Activity and/or Timber Pest Damage.
Timber Pest Damage	Noticeable impairments to the integrity of timber and other susceptible materials resulting from an attack by Timber Pests.
Urgent and Serious Safety Hazards	Building elements or situations that present a current or immediate potential threat of injury or disease to persons.

Terms on which this report was prepared

This report is based on the condition of the property at the time of inspection. We strongly recommend re-inspection 30 days after this report is issued as the general condition of the property is likely to have changed, including the extent of defects described and instance of potential undetected defects.

This report has been prepared in accordance with and subject to the pre-inspection agreement in place between the parties, which forms part of this Report.

This Report is prepared for the client identified above and may not be relied on by any other person without our express permission or by the purchase of this Report on our website.

SPECIAL ATTENTION SHOULD BE GIVEN TO THE SCOPE, LIMITATIONS AND EXCLUSIONS IN YOUR PRE-INSPECTION AGREEMENT AND THIS REPORT

Any of the exclusions or limitations identified for this Report may be the subject of a special-purpose inspection which we recommend being undertaken by an appropriately qualified inspector

RELIANCE AND DISCLOSURE

This report has been prepared based on conditions at the time of the report.

We own the copyright in this report and may make it available to third parties.

If your Property is in the Australian Capital Territory, you acknowledge we will make certain information about this Report available to the ACT Government for inclusion in the building and pest inspections public register if required under the *Civil Law (Sale of Residential Property) Act 2003*. This will include the fact the report has been prepared, the Property street address, date of the inspection, the name of the person who prepared the report and (if applicable) the entity that employs them.

UNDETECTED DEFECT RISK RATING

If this Report has identified a medium or high-risk rating for undetected defects, we strongly recommend a further inspection of areas that were inaccessible. This may include an invasive inspection that requires the removal or cutting of walls, floors or ceilings.

If the Property has been vacant for a period of time, moisture levels or leaks may not be detectable at the time of the inspection because often only frequent use of water pipes (showers, taps etc) result in a leak being identifiable. We advise further testing on pipes and water susceptible areas (such as the bathroom and laundry) after more frequent use has occurred.

IMPORTANT SAFETY INFORMATION:

This is not a report by a licensed plumber or electrician. We recommend a special-purpose

report to detect substandard or illegal plumbing and electrical work at the Property

This is not a smoke alarm report. We recommend all existing detectors in the Property be tested and advice sought as to the suitability of number, placement and operation.

This is not an asbestos report. There are potential products in the Property containing asbestos that will not be identified in this report. In order to accurately identify asbestos, we recommend performing an asbestos inspection, particularly for buildings built prior to 1988.

This is not a report on safety glass. Glazing in older homes may not reflect current standards and may cause significant injury if damaged. Exercise caution around the glass in older homes.

This is not a report on window opening restrictions. We have not inspected window opening restrictors. Window openings in older buildings may not reflect current standards and can be a potential risk. Window opening restrictors are advised for all second story or above windows with sill heights below 900mm. Some states make this a mandatory requirement. Owners should enquire of their local and state requirements to ensure compliance.

This is not a report on pool safety. If a swimming pool is present it should be the subject to a special purpose pool inspection.

External Timber Structures - Balcony and Decks. It is strongly recommended that a Structural Engineer is required to assess distributed load capacity of external timber structures such as balconies and decks, alerting users of the load capacity. Regular maintenance and inspections by competent practitioners to assess the ongoing durability of exposed external timber structures are needed.

This is not a Group Titled Property Report as per AS4349.2. If you require a report for a Group Titled Property as per this standard, please seek a separate inspection for Group Titled Properties.

MOISTURE

The identification of moisture, dampness or the evidence of water penetration is dependent on the weather conditions at the time an inspection. The absence of dampness identified in this Report does not necessarily mean the Property will not experience some damp problems in other weather conditions or that roofs, walls or wet areas are watertight.

Where the evidence of water penetration is identified we recommend detailed investigation of waterproofing in the surrounding area monitoring of the affected area over a period of time to fully detect and assess the cause of dampness.

MAINTENANCE OF THE PROPERTY

This Report is not a warranty or an insurance policy against problems developing with the Property in the future. Accordingly, a preventative maintenance program should be implemented which includes systematic inspections, detection and prevention of issues. Please contact the inspector who carried out this inspection for further advice.

It is strongly advised that appropriate steps be taken to remove, rectify or monitor any evidence of

conditions conducive to timber pest activity. Undertaking thorough regular inspections at intervals not exceeding twelve months (or more frequent inspections where the risk of timber pest attack is high or the building type is susceptible to attack). To further reduce the risk of subterranean termite attack, implement a management program in accordance with Australian Standard AS3660. This may include the installation of a monitoring and/or baiting system, or chemical and/or physical barrier. However, AS3660 stresses that subterranean termites can bridge or breach barrier systems and inspection zones and those thorough regular inspections of the building are necessary.

NO CERTIFICATION

- a) The Property has been compared to others of a similar age, construction type and method that had an acceptable level of basic maintenance completed.
- b) We don't advise you about title, ownership or other legal matters like easements, restrictions, covenants and planning laws. None of our inspections constitutes approval by a Building Surveyor, a certificate of occupancy or compliance with any law, regulation or standard, including any comment on whether the Property complies with current Australian Standards, Building Regulations or other legislative requirements.

RECTIFICATION COSTS

We don't provide advice on the costs of rectification or repair unless specifically identified in the scope of the Report. Any cost advice provided verbally or in this report must be taken as of a general nature and is not to be relied on. Actual costs depend on the quality of materials, the standard of work, what price a contractor is prepared to do the work for and may be contingent on approvals, delays and unknown factors associated with third parties. No liability is accepted for costing advice.