



## Building Inspection Report

Inspection Date: Wed, 11 Mar 2026

Property Address: 26 James St, Plympton SA 5038, Australia



## Contents

	The Parties
<b>Section A</b>	Results of inspection - summary
<b>Section B</b>	General
<b>Section C</b>	Accessibility
<b>Section D</b>	Significant Items
<b>Section E</b>	Additional comments
<b>Section F</b>	Annexures to this report

Definitions to help you better understand this report

Terms on which this report was prepared

Special conditions or instructions

If you have any queries with this report or require further information, please do not hesitate to contact the person who carried out the inspection.

This Report has been prepared in accordance with the pre-inspection agreement in place between the parties set out below, which set out the purpose and scope of the inspection, and the significant items that will be reported on. This Report reflects the opinion of the inspector based on the documents that have been provided. This Report should be read in its entirety and in the context of the agreed scope of Services. If there is a discrepancy between the summary findings and the body of the Report, the body of the Report will prevail. We recommend that you should promptly implement any recommendation or advice in this Report, including recommendations of further inspections by another specialist. If you have any queries with this Report or require further information, please do not hesitate to contact the person who carried out the inspection. This Report contains reference to material that is the copyright of Standards Australia reproduced under agreement with SAI Global to Jim's Building Inspections (Australia).

Original Inspection Date: Wed, 11 Mar 2026

## The Parties

---

Name of the Client:

---

Name of the Principal(if Applicable):

---

Job Address: 26 James St, Plympton SA 5038, Australia

---

Client's Email Address:

---

Client's Phone Number:

---

Consultant: Birendra J (BJ) Bhandari Ph: 0400 110 719  
Email: Marion@jimsbuildinginspections.com.au

---

BLD 231406  
B.Com  
DBM  
MMS

---

Company Name: Jim's Building Inspections (Marion)

---

Company Address and Postcode: Warradale 5046

---

Company Email: Marion@jimsbuildinginspections.com.au

---

Company Contact Numbers: 0400 110 719

## Special conditions or instructions

A report may be conditional on information provided by the person, agents or employees of the person requesting the report, apparent concealment of possible defects and a range of other factors

The following apply: Not Applicable

## Section A Results of Inspection - summary

A summary of your inspection is outlined below; please also refer to the Report.

	Found	Not Found
<b>Safety Hazard</b>		✓
<b>Major Defect</b>	✓	
<b>Minor Defect</b>	✓	

### Overall Condition

In summary, the building, compared to others of similar age and construction is in the condition documented in this report.

## Section B General

### General description of the property

Building Type	Residential
Company or Strata title	Unknown
Floor	Suspended Timber Frame, Concrete
Furnished	Unfurnished
No. of bedrooms	3
Occupied	Unoccupied
Orientation	West
Other Building Elements	Carport, Fence - Post and Rail Construction, Footpath, Pergola, Porch, Driveway
Other Timber Bldg Elements	Door Frames, Doors, External Joinery, Fascias, Internal Joinery, Landscaping Timbers and Construction, Porch / Patio, Skirting Boards, Stumps, Floorboards, Window Frames
Roof	Tiled, Pitched, Timber Framed
Storeys	Single
Walls	Brick Veneer
Weather	Fine

## Section C Accessibility

### Areas Inspected

The following areas were inspected. As documented in your Pre-Inspection Agreement, obstructions and limitations to the accessible areas for inspection are to be expected in any inspection. Refer also to our listing of obstructions and limitations.

- Exterior
- Roof Exterior
- Interior
- Roof Void

The inspection excludes areas which are affected by obstructions or where access is limited or unsafe. We do not move obstructions and building defects may not be obvious unless obstructions or unsafe conditions are removed to provide access.

### Inaccessible Areas

The following areas were inaccessible:

- Outside of the fencing.

Any areas which are inaccessible at the time of inspection present a high risk for undetected building defects. The client is strongly advised to make arrangements to access inaccessible areas urgently wherever possible.

### Obstructions and Limitations

Building defects may be concealed by the following obstructions which prevented full inspection:

- Debris in gutters
- Appliances and equipment
- Chimney vents and flues
- Ceiling linings
- Fixed ceilings
- Fixed Furniture - Built-in Cabinetry
- Floor coverings
- Insulation

- External concrete or paving
- Pipework
- Porch
- Landscaping
- Solar Panels
- Stored items
- Vegetation
- Wall linings

The presence of obstructions increases the risk of undetected defects. The client should make arrangement to remove obstructions where ever possible and re-inspect these areas as a matter of urgency. See also overall risk rating for undetected defects.

### Undetected defect risk

A risk rating is provided to help you understand the degree to which accessibility issues and the presence of obstructions have limited the scope of the inspection

The risk of undetected defects is: **High**

When the risk of undetected defects medium or high we strongly recommend further inspection once access is provided or if the obstruction can be removed. Contact us for further advice.

## Section D Significant Items

### Safety Hazard

No evidence was found

### Major Defect

#### Defects 2.01

Building: Building 1  
Location: All External Areas  
Finding: External Walls & Window Frame Assembly - Significant Gaps Observed / Bricks Mortar Deterioration  
Information: At the time of inspection, it was noted that significant gaps are present between the external wall cladding and window frame assembly / building elements at various locations around the property. These gaps indicate poor detailing, movement, deterioration of materials, or inadequate installation and sealing.


Apart from that at the time of inspection it was also noticed evidence of mortar deterioration to few sections of bricks in this area.

Such conditions may arise due to age-related degradation, environmental exposure, or physical damage. If left unrectified, these gaps may allow water and air ingress, potentially leading to secondary defects, including moisture damage, deterioration of adjacent building elements, and reduced thermal and weatherproof performance.

Repair and/or replacement of the affected components is recommended to reinstate the integrity and performance of the building envelope. All building elements play an essential role in the operation and overall performance of the structure, and defects of this nature may adversely impact durability and habitability.

It is advised that a suitably qualified and licensed tradesperson be engaged to assess and rectify the affected areas to prevent further deterioration or consequential damage.










## Defects 2.02


Building:	Building 1
Location:	All External Areas
Finding:	Wood rot
Information:	This building element shows evidence of wood rot. Wood rot, also known as Fungal Decay, occurs when timbers and other cellulose building materials are exposed to damp conditions on an ongoing basis. This could be the result of exposure to weathering over a prolonged period of time, or the attraction of excessive moisture from other abutting building materials. Contributing factors also include poor air ventilation in the area.

Wood rot is often associated with general damp problems and is evidenced by a 'musty' smell or mould and mildew occurring on surfaces. If left unmanaged, damp conditions can lead to further health problems and the decay of timbers will continue.

Early intervention and regular maintenance, particularly of exterior timbers, will prolong the useful life of these building elements. Prior to any works being performed, the cause of the moisture that has created the visible wood rot should be identified and addressed in a suitable manner. Replacement of affected timbers may then be a necessary step in protecting surrounding building elements from such deterioration.

A qualified plumber may be appointed to assess the cause of excessive moisture and to provide advice on any remedial works as required. A qualified carpenter or registered builder may also be required to replace affected building materials.









### Defects 2.03

Building: Building 1  
 Location: All External Areas  
 Finding: Brickwork cracking major and minor/ Sections of Bricks Damaged  
 Information: At the time of inspection major and minor cracking were identified to the some sections of exterior brickwork around the property. Cracks of this type are likely to have been caused by minor expected movement of building elements, but may also have a structural cause that is more significant.



Apart from that at the time of inspection it was also noticed evidence of bricks damaged in this external walls rear area / Sections of Bricks Damaged


A crack of this size may be repaired by extensive filling. Additionally, further remedial works to associated building elements, such as eave sheeting or external door frames, is likely to be required.



A qualified bricklayer should be contacted immediately to estimate and perform repair and restoration works. Consultation with a structural engineer may be required where structural instability is found to be the underlying cause of the cracking.

Always contact a building inspector should cracks widen, lengthen, or become more numerous.









## Defects 2.04

Building:	Building 1
Location:	All External Areas
Finding:	External walls - Holes at lower base
Information:	At the time of inspection significant holes were identified around pipe penetrations in this wall section at lower base. It is suspected that the installation of this pipework was completed to a substandard level of workmanship or is incomplete.

Gaps and holes around pipework makes the area susceptible to insect and vermin ingress, as well as allowing water penetration to the cavity wall. As such, associated building elements are likely to deteriorate at an accelerated rate, and major implications are expected if holes around the pipework are left unmanaged.

All excessive holes, gaps or cracks should be adequately filled by a suitable sealant or trimmings as soon as possible to prevent any further damage. Such works may be conducted by a general handyperson or licensed plumber.



## Defects 2.05

Building:	Building 1
Location:	All Internal Areas
Finding:	Internal walls - Damp adjacent to bathroom
Information:	At the time of inspection it was noticed that high moisture readings were noted in these internal walls adjacent to bathroom.

Apart from that at the time of inspection it was noticed that no high moisture readings were noted in this bathroom - shower alcove and bathtub area.

Damp (or structural damp) refers to the presence of unwanted moisture in the structure of a building, either as the result of intrusion from outside, or condensation from within the structure. Generally, structural damp is caused by rain penetration, rising damp, and leaks from plumbing pipes.




Unmanaged damp facilitates the formation and development of mould, fungi growth and wood rot, decaying associated building materials and compromising their structural integrity. Damage to finishes is also likely to occur, including lifting, bubbling,

peeling and staining of paint, plaster and wallpaper.

Exposure to these contaminants is associated with a wide range of respiratory and other health-related problems. Additionally, the development of damp in timber building elements also provides an environment that is conducive to termite / timber pest attack.


The first step in addressing damp is to diagnose the cause. The identified cause should be addressed first prior to repairing the appearance and other defects which have resulted from the rising damp. If the original cause is not resolved, further cases of damp are likely to ensue, resulting in secondary defects.

Consultation with a qualified plumber is advised immediately to identify the cause of damp and perform remedial works as required. Where excessive mould growth is present, further inspection by a specialist environmental health inspector should also be considered.













## Minor Defect

### Defects 3.01

Building:	Building 1
Location:	All External Areas
Finding:	Mortar - Deterioration
Information:	At the time of inspection it was noticed that evidence of mortar deterioration to few roof tiles around the property.

Mortar, or 'bedding', is the material which fills joints and intersections between tiles and other building elements on the exterior roof covering, such as gable ends, hip capping and valleys. Upon inspection of the exterior roof, it was noted that sections of the mortar show varying levels of deterioration.

Mortar generally deteriorates as a result of frequent exposure to weather conditions over a prolonged period of time. Mortar that is deteriorating may allow water ingress into the roof void, putting associated building elements and roofing structures at risk of water damage. Deteriorated mortar also detracts from the functionality of roof tiles and other roofing elements, potentially decreasing weather tightness and roof drainage.

Mortar deterioration can be attended to by a handyperson where areas of deterioration are localised and easily accessible. Otherwise, consultation with a roofing contractor is advised where greater works are required.



### Defects 3.02

Building:	Building 1
Location:	All External Areas
Finding:	Roof tiles - Weathered
Information:	Upon inspection of the exterior roofing, the majority of roof tiles were considered to be in a fair condition. While weathering of the tiles is consistent with the age of the property, maintenance works are required.

Isolated areas of mortar have come loose in the valleys and minor cracking is also present. Re-pointing and re-sealing the may be considered as an interim solution by the client to help preserve and extend the life span of the tiles.

Where left unmanaged, deteriorating roof tiles are likely to lead to a number of secondary defects, including minor water leaks and weather exposure to internal roofing structures.

Consultation with a roofing contractor is highly advised to gain advice on cost of remedial works that may be required in the short to medium term. Remedial works are likely to increase the longevity of the exterior roofing structure.



**Defects 3.03**

Building: Building 1  
Location: All External Areas

Finding: Site drainage - Inadequate  
 Information: The site drainage in this entry area was found to be inadequate at the time of inspection, creating potential for subsequent water damage to associated building elements.

It is important that water does not lie against the base of walls; surrounding paths and ground levels should be sloped to drain water away from walls. Downpipes should not discharge stormwater onto lower walls or plinths. Stormwater should be carried away by large, regularly cleaned drains. Ground levels may need to be lowered to expose a buried DPC.

Where site drainage is inadequate, installation of an Agricultural (Aggie) Drain may be required. A qualified plumber should be appointed to further inspect the property and perform any remedial works as necessary. Water damage and secondary defects are likely to occur if left unmanaged.



### Defects 3.04

Building: Building 1  
 Location: All External Areas  
 Finding: Bridging - Vegetation  
 Information: Where vegetation obstructs inspection of building elements, also known as bridging as it provides a bridging point for the access of termites, full inspection can not be

achieved. Consequently moisture or dampness may be present and the areas becomes conducive to termite activity. Plants against or very close to buildings provide cover, shade and can provide an environment that is attractive to termite infestation.

The removal and replanting of species that do not provide "cover" or cutting back of existing vegetation will assist greatly in preventing Bridging from occurring.

The removal of any such materials that may be conducive to termite activity should be carried out as soon as possible and arrange re inspection to minimize the risk of termite attack.



### Defects 3.05


Building:	Building 1
Location:	All Areas
Finding:	Building element - Damaged/ Loose from its original fixing
Information:	At the time of inspection it was noticed evidence of building elements damaged/ loose from its original fixing around the property.

Breakage occurs generally when the building materials have either aged and decayed, or as a result of damage (accidental or deliberate).

Repair and/or replacement of broken elements is advised to ensure that additional

secondary defects do not arise as a consequence. Such works are necessary, as all building elements play a key role in the operation and function of the overall structure and its performance.

A relevant tradesperson should be appointed to repair or replace the affected building element prior to any subsequent damage being caused.



**Defects 3.06**

Building: Building 1  
Location: All External Areas  
Finding: Air conditioner - Disconnected overflow

Information: The Air Conditioner (A/C) overflow was found to be disconnected from storm water drainage and is creating excessive moisture in the surrounding area.

Such leaking creates an environment which is conducive to an array of defects, including water damage to associated building elements and the attraction of termite or timber pest infestation.

It is highly recommended that a licensed plumber be appointed to connect the A/C overflow in order to prevent such an environment from being created. These minor works should be carried out as soon as possible.



### Defects 3.07

Building: Building 1

Location: All External Areas


Finding: Brickwork - Deteriorated mortar

Information: Mortar, or 'bedding', is the material which fills joins and intersections between bricks in masonry walls and structures. Sections of mortar in this brickwork were identified as having deteriorated, which is generally expected for a property of this age and condition.

Mortar may deteriorate as a result of age of building materials, minor movement of bricks, or frequent exposure to weathering. Mortar should be replaced to ensure that

bricks remain in their intended location and to prevent gaps, which would allow water or moisture ingress and secondary damage as a result.

Mortar deterioration can be addressed by a bricklayer where areas of deterioration are localised and easily accessible. Alternatively, appointment of a registered builder is advised, to repoint large areas of decaying mortar. Where secondary structural defects have become evident, consultation with a structural engineer may be required.



**Defects 3.08**

Building: Building 1  
Location: All External Areas

Finding: External painting deteriorated  
Information: Much of the external paintwork including but not limited to windows, fascias, guttering, veranda and other external fitments have been neglected and require attention to prepare and re-paint.

Whilst incomplete or missing paint finish is generally an appearance defect, it can also lead to the development of secondary building defects over time. Incomplete areas of paint finish expose the area to moisture, potentially accelerating the deterioration of underlying building materials.

Degraded paint finishes should be sanded back, filled, leveled and painted, as applicable. Where inadequate or missing paint protection has led to the deterioration of the associated building element, repair and/or replacement of this building element may be required.

A painting contractor should be appointed as soon as possible to perform necessary works to aid the appearance of the affected area and to ensure the area is protected against further deterioration. Alternatively, the homeowner following manufacturer instructions may perform these works.





### Defects 3.09

Building:	Building 1
Location:	All External Areas
Finding:	External walls - Holes
Information:	Significant holes were identified around pipe penetrations in this wall section. It is suspected that the installation of this pipework was completed to a substandard level of workmanship or is incomplete.

Gaps and holes around pipework makes the area susceptible to insect and vermin ingress, as well as allowing water penetration to the cavity wall. As such, associated building elements are likely to deteriorate at an accelerated rate, and major implications are expected if holes around the pipework are left unmanaged.

All excessive holes, gaps or cracks should be adequately filled by a suitable sealant or trimmings as soon as possible to prevent any further damage. Such works may be conducted by a general handyperson or licensed plumber.





### Defects 3.10

Building:	Building 1
Location:	All Internal Areas
Finding:	Grout - Missing/ Deteriorated
Information:	Grout is missing/ deteriorated in this toilet area. Grout is used to protect gaps and crevices in building materials to ensure that they are water-tight and prevent water penetration to the associated structures.

Where grout is missing, a tiling contractor should be appointed immediately to apply grout and re-apply any silicone where necessary. Failure to do so is likely to lead to water damage to the surrounding area.



### Defects 3.11

Building:	Building 1
Location:	All Internal Areas
Finding:	Few Globes - Not operating
Information:	At the time of inspection it was noticed that few globes were not operational around the property. Non-operational items should be addressed to ensure that the full function of the building structure is available. Where some building elements are not operating as intended, it is possible that secondary building defects could arise due to their non-operation.

Repair and/or replacement of the faulty building element is recommended. It is highly recommended that the relevant tradesperson be engaged to perform any necessary works.




### Defects 3.12


Building:	Building 1
Location:	All Internal Areas
Finding:	Plaster - Drummy
Information:	Sections of plaster sheeting in this living, dining and kitchen area appear to be drummy. The term `drummy` is used to describe plaster which, whilst solid, has become detached from its original fixing.





The most common causes of plaster failure are physical damage and moisture damage. Moisture causes plaster to swell and shrink as the humidity of the air changes, or as a consequence of leaks, which can be enough to create drumminess or cracking.

Drummy plaster generally needs chemical re-adhesion or to be screwed back to the substrate, with minor consequent patching and painting required.

Ensure that the general environment is free of moisture and humidity to aid in the prevention of drummy plaster and plaster damage. Appointment of a qualified plasterer is advised in order to complete remedial works as necessary.







### Defects 3.13

Building:	Building 1
Location:	All Internal Areas
Finding:	Timber flooring - Gaps to edges
Information:	Considerable gaps were noticeable around door jambs and edges of flooring. These gaps serve the purpose of allowing the flooring material to expand and contract, which is expected due to moisture levels and humidity.

While purposeful, these gaps make the adjoining building elements prone to water penetration, creating potential for the development of secondary damage.

While beading is used in most places to cover this gap around smaller corners, it is recommended that these gaps be filled with a coloured caulking compound. Such works should be performed by a qualified carpenter or general handyman, and should be completed at the discretion of the client.







### Defects 3.14

Building:	Building 1
Location:	All Internal Areas
Finding:	Cracks to internal render - Category 2
Information:	It has been observed that cracking to internal rendered surfaces has occurred. The degree of damage falls within Category 2, described as noticeable cracks which are easily filled. Cracking of this size are generally less than 5mm in width.

Category 2 damage is required to be monitored for a period of 12 months. After the monitoring period, a crack rated at Category 2 or above is considered a defect requiring rectification.

Always contact your building inspector should cracks widen, lengthen, or become more numerous.






### Defects 3.15

Building:	Building 1
Location:	All Internal Areas
Finding:	Door stop - Missing
Information:	The door stop is missing or is inadequate to stop the door handle from damaging the wall. Although some building elements may seem irrelevant or unnecessary, all building elements play a key role in the operation and function of the overall structure and its performance.

Re-installation or replacement of the door stop is advised as soon as possible to prevent any subsequent damage to the door or associated structures. A general handyman may be appointed to perform these works at client discretion.





### Defects 3.16

Building:	Building 1
Location:	All Internal Areas
Finding:	Floors - bouncy
Information:	The internal flooring in this area was identified as being bouncy at the time of inspection. A bouncy floor surface generally presents as a discernible change in level as they are walked across, in noisy or creaking flooring, or in consequent movement of surrounding furniture and fixtures.

Bouncy floors generally indicate that the floorboards or the subfloor structures are coming loose from the joists that they are installed on. Bouncy flooring may also be the result of gaps between flooring and stumps or joist structures, which require packing.

The client is advised to seek quotations for required repairs from a Registered Builder specialising in re-stumping. The potential resolution may range from packing gaps in subfloor structures through to replacement of subfloors stumps and refixing of flooring.







### Defects 3.17

Building:	Building 1
Location:	All External Areas
Finding:	External Paving – Missing Sections / Not Installed
Information:	At the time of inspection, it was observed that several sections of external paving were missing or not installed around the perimeter of the property. This condition has resulted in exposure of the concrete slab edge, thereby compromising the intended protection to the slab and adjoining building elements.

Exposed slab edges may increase the risk of moisture penetration, deterioration of structural and non-structural elements, termite or pest ingress, and ongoing maintenance issues. This condition is considered a defect and a maintenance concern that requires attention.

It is recommended that a suitably qualified and licensed contractor be engaged to install the missing external paving sections and reinstate adequate protection to the slab edge. All works should be carried out in accordance with relevant Australian Standards, the National Construction Code (NCC), and accepted building practices.





### Defects 3.18

Building:	Building 1
Location:	All Areas
Finding:	Door - Broken handle/ Loose from its original fixing
Information:	The door handle in this toilet area was found to be broken / loose from its original fixing at the time of inspection. Breakage occurs generally when the building materials have aged and decayed, but may be indicative of impact damage (accidental or deliberate).

Repair and/or replacement of the broken door handle is advised to improve the operational state of the associated door.

A qualified carpenter or general handyman should be appointed to repair/replace the door handle at the client's discretion.






### Defects 3.19

Building:	Building 1
Location:	All Internal Areas
Finding:	Surface - Holes
Information:	Holes in surfaces are generally indicative of impact damage, whether accidental or deliberate, or a failing of the surface material.

Where holes are apparent in the surface of a building material, the surface is no longer sealed against water penetration or further impact damage, which may lead to additional damage to the surrounding surface.

Repair or replacement of the affected building element is recommended as soon as possible to ensure that any secondary defects are minimised. A qualified carpenter or general handyperson should be appointed to perform these works.





## Section D Significant Items

### D4 Further Inspections

We advise that you seek additional specialist inspections from a qualified and, where appropriate, licensed

- Damp Proofing Specialist
- Licensed Plumber
- As identified in summary and defect statements
- Asbestos Inspector
- Licensed Electrician
- Licensed Plumber specialising in Gas
- Licensed Bricklayer
- Refrigeration Mechanic
- Registered Roofing Contractor
- Registered/Licensed Builder
- Licensed Plumber specialising in Roof Plumbing
- Structural Engineer
- Sub Floor Ventilation Specialist
- Termite and Timber Pest Technician / Licensed Pest Controller

Jim's Building Inspections can put you in contact with qualified and licensed providers of these and other trades services. Please contact your inspector for recommendations, or visit [www.jims.net](http://www.jims.net).

### D5 Conclusion - Assessment of overall condition of property

- We have been engaged by Sudeep Bhandari to carry out pre-purchase building inspection for above said site.

Following recommendations of the report to ensure the longevity of dwelling.

Overall Conclusion of the inspection:

In the summary the dwelling is in acceptable condition with major and minor defects when compared

to other properties of a similar age that have been reasonably well maintained.

Issues to address immediately include:

Safety Hazard : No evidence found.

Major Defects:

- External Walls & Window Frame Assembly - Significant Gaps Observed / Bricks Mortar Deterioration
- Brickwork cracking major and minor/ Sections of Bricks Damaged
- Wood rot
- External walls - Holes at lower base
- Internal walls - Damp adjacent to bathroom

When it comes to minor defects it advised to keep regular checks and repairs to be carried out over period of time as per site conditions.

Please note: Reporting on plumbing , electrical appliances & fitting, gas plumbing is out of scope of this report.

Several other observations are also included for the Clients general awareness and information. Whilst not classified a defects under the Standard, these items are noted to assist the Clients understanding of other potential risks.

For further information, advice and clarification please contact Birendra J (BJ) Bhandari on: 0400 110 719

## Section D Significant Items

### The following items were noted as - For your information

#### Noted Item

Building: Building 1  
 Location: All External Areas >  
 Finding: Termite Management System - No evidence of a chemical installation  
 Information: The application of a post-construction chemical termite barrier is highly recommended for all properties, particularly if live termite activity has been found on the site previously. Such barriers are highly effective in preventing termite attack on any timber building elements throughout the property.

A durable notice should be placed in the switchboard unit to indicate current termite barriers. At the time of inspection, it appeared as though no termite management system has been installed, with no evidence to suggest preventative works taking place.

The client may consider gaining further advice from a pest controller as to the costs and procedures involved with this application. It is recommended that obtaining such advice be a short-term priority.



#### Noted Item

Building: Building 1  
 Location: Bathroom  
 Finding: Shower Alcove - No Damp  
 Information: At the time of inspection it was noticed that damp is not evident to the shower alcove.

Apart from that at the time of inspection it was also that no high moisture readings were noted in this bathtub area.

Precautionary Information:

Damp (or structural damp) refers to the presence of unwanted moisture in the structure of a building, either as the result of intrusion from outside, or condensation from within the structure. In the shower area, internal water leaks or other sources of excessive moisture are generally the cause of damp.








Noted Item

Building:	Building 1
Location:	All External Areas
Finding:	Asbestos - Suspected ACM Identified on Site
Information:	Reporting on Asbestos is outside the Scope of this Report. This suspected defect is highlighted as a caution only. We suspect, based on our experience in the building industry, that there is a higher risk of the identified building element containing asbestos.

As Asbestos Reporting is outside the scope of this report, we advise that you consider a separate Asbestos Inspection and Condition Audit, which can include the taking of samples for definitive confirmation of the presence of Asbestos.

In the interim, the client is advised to act with caution, especially when considering any damage to building materials general wear and tear renovations extensions demolition and general maintenance activities due to the suspected presence of Asbestos.



### Noted Item

Building:	Building 1
Location:	All Areas
Finding:	Additional Photos - Obstructions and Limitations
Information:	These photographs are an indication of the obstructions and limitations which impeded full inspection of the property at the time of inspection. These obstructions can hide an array of defects and should be removed to allow full inspection to be carried out. A re-inspection is recommended once the areas are made accessible.



### Noted Item

Building: Building 1  
Location: All Areas  
Finding: Additional Photos  
Information: Additional photos are provided for your general reference

















## Definitions to help you better understand this report

Access hole (cover)	An opening in flooring or ceiling or other parts of a structure (such as service hatch, removable panel) to allow for entry to carry out an inspection, maintenance or repair.
Accessible area	An area of the site where sufficient, safe and reasonable access is available to allow inspection within the scope of the inspection.
Appearance defect	Fault or deviation from the intended appearance of a building element.
Asbestos-Containing Material (ACM)	Asbestos-containing material (ACM) means any material or thing that, as part of its design, contains asbestos.
Building element	A portion of a building that, by itself or in combination with other such parts, fulfils a characteristic function. NOTE: For example supporting, enclosing, furnishing or servicing building space.
Client	The person or other entity for whom the inspection is being carried out.
Defect	Fault or deviation from the intended condition of a material, assembly, or component.
Detailed assessment	An assessment by an accredited sampler to determine the extent and magnitude of methamphetamine contamination in a property.
Inspection	Close and careful scrutiny of a building carried out without dismantling, in order to arrive at a reliable conclusion as to the condition of the building.
Inspector	Person or organisation responsible for carrying out the inspection.
Limitation	Any factor that prevents full or proper inspection of the building.
Major defect	A defect of sufficient magnitude where rectification has to be carried out in order to avoid unsafe conditions, loss of utility or further deterioration of the property.
Methamphetamine	An amphetamine-type stimulant that is highly addictive. Methamphetamine is a controlled substance, classified as a Class A (very high-risk) drug under the Misuse of Drug Act. This term is used as a grouping term to include all substances screened for, specifically: Ephedrine, Pseudoephedrine, Amphetamine, Methamphetamine, MDA and MDMA.
Methamphetamine contamination	A property or part of a property where the level of methamphetamine has been tested in accordance with this standard and found to exceed 0.5 micrograms/100 cm <sup>2</sup> (Residential) or 10 micrograms/100 cm <sup>2</sup> (Commercial).

Methamphetamine production/manufacture	The manufacture of methamphetamine, including processing, packaging, and storage of methamphetamine and associated chemicals.
Minor defect	A defect other than a major defect.
Roof space/Roof void	Space between the roof covering and the ceiling immediately below the roof covering.
Screening assessment	An assessment by a screening sampler to determine whether or not methamphetamine is present.
Serviceability defect	Fault or deviation from the intended serviceability performance of a building element.
Significant item	An item that is to be reported in accordance with the scope of the inspection.
Site	Allotment of land on which a building stands or is to be erected.
Structural defect	Fault or deviation from the intended structural performance of a building element.
Structural element	Physically distinguishable part of a structure. NOTE: For example wall, columns, beam, connection.
Subfloor space	Space between the underside of a suspended floor and the ground.
Urgent and Serious Safety Hazards	Building elements or situations that present a current or immediate potential threat of injury or disease to persons.

## Terms on which this report was prepared

This report is based on the condition of the property at the time of inspection. We strongly recommend re-inspection 30 days after this report is issued as the general condition of the property is likely to have changed, including the extent of defects described and instance of potential undetected defects.

This report has been prepared in accordance with and subject to the pre-inspection agreement in place between the parties, which forms part of this Report.

*This Report is prepared for the client identified above and may not be relied on by any other person without our express permission or by the purchase of this Report on our website.*

SPECIAL ATTENTION SHOULD BE GIVEN TO THE SCOPE, LIMITATIONS AND EXCLUSIONS IN YOUR PRE-INSPECTION AGREEMENT AND THIS REPORT

Any of the exclusions or limitations identified for this Report may be the subject of a special-purpose inspection which we recommend being undertaken by an appropriately qualified inspector

### RELIANCE AND DISCLOSURE

This report has been prepared based on conditions at the time of the report.

We own the copyright in this report and may make it available to third parties.

If your Property is in the Australian Capital Territory, you acknowledge we will make certain information about this Report available to the ACT Government for inclusion in the building and pest inspections public register if required under the *Civil Law (Sale of Residential Property) Act 2003*. This will include the fact the report has been prepared, the Property street address, date of the inspection, the name of the person who prepared the report and (if applicable) the entity that employs them.

### UNDETECTED DEFECT RISK RATING

If this Report has identified a medium or high-risk rating for undetected defects, we strongly recommend a further inspection of areas that were inaccessible. This may include an invasive inspection that requires the removal or cutting of walls, floors or ceilings.

*If the Property has been vacant for a period of time, moisture levels or leaks may not be detectable at the time of the inspection because often only frequent use of water pipes (showers, taps etc) result in a leak being identifiable. We advise further testing on pipes and water susceptible areas (such as the bathroom and laundry) after more frequent use has occurred.*

### IMPORTANT SAFETY INFORMATION:

**This is not a report by a licensed plumber or electrician.** We recommend a special-purpose report to detect substandard or illegal plumbing and electrical work at the Property

**This is not a smoke alarm report.** We recommend all existing detectors in the Property be tested and advice sought as to the suitability of number, placement and operation.

**This is not a pest report.** As termites are widespread throughout mainland Australia we recommend annual timber pest inspections.

**This is not an asbestos report.** There are potential products in the Property containing asbestos that will not be identified in this report. In order to accurately identify asbestos, we recommend performing an asbestos inspection, particularly for buildings built prior to 1988.

**This is not a report on safety glass.** Glazing in older homes may not reflect current standards and may cause significant injury if damaged. Exercise caution around the glass in older homes.

**This is not a report on window opening restrictions.** We have not inspected window opening restrictors. Window openings in older buildings may not reflect current standards and can be a potential risk. Window opening restrictors are advised for all second story or above windows with sill heights below 900mm. Some states make this a mandatory requirement. Owners should enquire of their local and state requirements to ensure compliance.

**This is not a report on pool safety.** If a swimming pool is present it should be the subject to a special purpose pool inspection.

**External Timber Structures - Balcony and Decks.** It is strongly recommended that a Structural Engineer is required to assess distributed load capacity of external timber structures such as balconies and decks, alerting users of the load capacity. Regular maintenance and inspections by competent practitioners to assess the ongoing durability of exposed external timber structures are needed.

**This is not a Group Titled Property Report as per AS4349.2.** If you require a report for a Group Titled Property as per this standard, please seek a separate inspection for Group Titled Properties.

## MOISTURE

The identification of moisture, dampness or the evidence of water penetration is dependent on the weather conditions at the time an inspection. The absence of dampness identified in this Report does not necessarily mean the Property will not experience some damp problems in other weather conditions or that roofs, walls or wet areas are watertight.

Where the evidence of water penetration is identified we recommend detailed investigation of waterproofing in the surrounding area monitoring of the affected area over a period of time to fully detect and assess the cause of dampness.

## MAINTENANCE OF THE PROPERTY

This Report is not a warranty or an insurance policy against problems developing with the Property in the future. Accordingly, a preventative maintenance program should be implemented which includes systematic inspections, detection and prevention of issues. Please contact the inspector who carried out this inspection for further advice.

## **NO CERTIFICATION**

- a) The Property has been compared to others of a similar age, construction type and method that had an acceptable level of basic maintenance completed.
- b) We don't advise you about title, ownership or other legal matters like easements, restrictions, covenants and planning laws. None of our inspections constitutes approval by a Building Surveyor, a certificate of occupancy or compliance with any law, regulation or standard, including any comment on whether the Property complies with current Australian Standards, Building Regulations or other legislative requirements.

## **RECTIFICATION COSTS**

We don't provide advice on the costs of rectification or repair unless specifically identified in the scope of the Report. Any cost advice provided verbally or in this report must be taken as of a general nature and is not to be relied on. Actual costs depend on the quality of materials, the standard of work, what price a contractor is prepared to do the work for and may be contingent on approvals, delays and unknown factors associated with third parties. No liability is accepted for costing advice.