



Building and Timber Pest Inspection Report

Inspection Date: Wed, 25 Feb 2026

Property Address: 8 King Rock Road, Austral, NSW 2179



Contents

	The Parties
Section A	Results of inspection - summary
Section B	General
Section C	Accessibility
Section D	Significant Items
Section E	Additional comments
Section F	Annexures to this report

Definitions to help you better understand this report

Terms on which this report was prepared

Special conditions or instructions

If you have any queries with this report or require further information, please do not hesitate to contact the person who carried out the inspection.

This Report has been prepared in accordance with the pre-inspection agreement in place between the parties set out below, which set out the purpose and scope of the inspection, and the significant items that will be reported on. This Report reflects the opinion of the inspector based on the documents that have been provided. This Report should be read in its entirety and in the context of the agreed scope of Services. If there is a discrepancy between the summary findings and the body of the Report, the body of the Report will prevail. We recommend that you should promptly implement any recommendation or advice in this Report, including recommendations of further inspections by another specialist. If you have any queries with this Report or require further information, please do not hesitate to contact the person who carried out the inspection. This Report contains reference to material that is the copyright of Standards Australia reproduced under agreement with SAI Global to Jim's Building Inspections (Australia).

Original Inspection Date: Wed, 25 Feb 2026

The Parties

Name of the Client:

Name of the Principal(if Applicable):

Job Address: 8 King Rock Road, Austral, NSW 2179

Client's Email Address:

Client's Phone Number:

Consultant: Terry Masoudi * Ph: 0420 990 777
Email: Parramatta@jimsbuildinginspections.com.au

161360C

Company Name: Jim's Building Inspections (Parramatta)

Company Address and Postcode: Marsden Park 2765

Company Email: Parramatta@jimsbuildinginspections.com.au

Company Contact Numbers: 0420 990 777

Special conditions or instructions

A report may be conditional on information provided by the person, agents or employees of the person requesting the report, apparent concealment of possible defects and a range of other factors

The following apply: This report does not comment on common areas.

This report is based on the condition of the property at the time of inspection. We strongly recommend re-inspection 30 days after this report is issued as the general condition of the property is likely to have changed, including the extent of defects described and instance of potential undetected defects.

Section A Results of Inspection - summary

A summary of your inspection is outlined below; please also refer to the Report.

	Found	Not Found
Safety Hazard		✓
Major Defect		✓
Minor Defect	✓	
Live Timber Pest Activity		✓
Timber Pest Damage		✓
Conditions Conducive to Timber Pest Activity	✓	
Evidence of fungal decay activity and/or damage		✓
Evidence of wood borer activity and/or damage		✓
Evidence of a previous termite management program	✓	

Overall Condition (Building)

In summary, the building, compared to others of similar age and construction is in fair condition with maintenance items required.

Overall Condition (Timber Pest)

In summary, the building, compared to others of similar age and construction is moderately susceptible to timber pests. A termite treatment is recommended.

Section B General

General description of the property

Building Type	Detached, Residential
Company or Strata title	No
Floor	Slab on ground
Furnished	Unfurnished
No. of bedrooms	3
Occupied	Unoccupied
Orientation	East
Other Building Elements	Driveway, Fence - Fabricated Metal Fence, Water Tanks
Other Timber Bldg Elements	Internal Joinery, Landscaping Timbers and Construction, Doors, Door Frames, Deck, Architraves, Skirting Boards, Window Frames
Roof	Pitched, Tiled, Timber Framed
Storeys	Single
Walls	Brick Veneer
Weather	Fine

Section C Accessibility

Areas Inspected

The following areas were inspected. As documented in your Pre-Inspection Agreement, obstructions and limitations to the accessible areas for inspection are to be expected in any inspection. Refer also to our listing of obstructions and limitations.

- Exterior
- Interior

The inspection excludes areas which are affected by obstructions, where access is limited or unsafe. We do not move obstructions and defects, timber pest activity or conditions conducive to these may not be obvious unless they are removed.

Inaccessible Areas

The following areas were inaccessible:

- Areas of low roof pitch preventing full inspection.
- Ceiling Cavity - Part.
- Wall exterior due to obstructions.

Any areas which are inaccessible at the time of inspection present a high risk for undetected defects and timber pest activity and conditions conducive to these. The client is advised to make inaccessible areas accessible wherever possible for re-inspection.

Obstructions and Limitations

Building defects, termite and timber pest activity as well as conditions conducive to both, may be concealed by the following obstructions which prevented full inspection:

- Ceiling linings
- Ceiling cavity inspection was significantly obstructed with more than 75% of the inspectable area inaccessible or obstructed by factors like lack of safe access, insulation and ducting.
- Areas of low roof pitch preventing full inspection
- Appliances and equipment
- Above safe working height
- External concrete or paving
- Decking

- Fixed Furniture - Built-in Cabinetry
- Evidence of recently painted walls or ceilings
- Insulation
- Floor coverings
- Sarking
- Stored items
- Wall linings

The presence of obstructions increases the risk of undetected building defects, timber pest activity and conditions conducive to these. The client should make arrangement to remove obstructions where ever possible and re-inspect these areas urgently.

Undetected defect risk (Building)

A risk rating is provided to help you understand the degree to which accessibility issues and the presence of obstructions have limited the scope of the inspection

The risk of undetected defects is: **High**

When the risk of undetected defects is medium or high we strongly recommend further inspection once access is provided or if the obstruction can be removed. Contact us for further advice.

Undetected defect risk (Timber Pest)

A risk rating is provided to help you understand the degree to which accessibility issues and the presence of obstructions have limited the scope of the inspection

The risk of undetected defects is: **High**

When the risk of undetected defects is medium or high we strongly recommend further inspection once access is provided or if the obstruction can be removed. Contact us for further advice.

Section D Significant Items

Safety Hazard

No evidence was found

Major Defect

No evidence was found

Minor Defect

Finding 3.01

Building: Main Building
 Location: Backyard
 Finding: Unconventional handyman work
 Information: This handyman work appears to have been completed to a substandard level and does not comply with regular building practices. Where handyman work is not completed satisfactorily, accelerated deterioration of the associated building elements is likely to occur and secondary defects to surrounding structures may develop.

It is highly recommended that the substandard work be rectified by professional services. Works to improve this area are likely to increase the safety and the operation of the associated building elements.

The client should exercise care when coming into the immediate vicinity of the substandard works. Rectification works are advised as soon as possible by the appropriate trades.



Finding 3.02

Building: Main Building
 Location: Yard - side

Finding: Site drainage— Inadequate
 Information: The site drainage throughout was found to be inadequate at the time of inspection, creating potential for subsequent water damage to associated building elements. This is additionally conducive to termite activity.

It is important that water does not lie against the base of walls; surrounding paths and ground levels should be sloped to drain water away from walls. Downpipes should not discharge stormwater onto lower walls or plinths. Stormwater should be carried away by large, regularly cleaned drains. Ground levels may need to be lowered to expose a buried DPC.

Where site drainage is inadequate, installation of an Agricultural (Aggie) Drain may be required. A licensed plumber should be appointed to further inspect the property and perform any remedial works as necessary. Water damage and secondary defects are likely to occur if left unmanaged.



Finding 3.03

Building: Main Building
 Location: Deck
 Finding: Timber - exposed to weather
 Information: External timbers that are frequently exposed to harsh weather conditions require adequate protection in order to maintain their condition. Where timbers have not been painted or treated adequately, general deterioration is likely to occur at an accelerated rate.

If left unattended, replacement of these timbers is likely to be necessary in the short-term future. Adequate treatment of these timbers is required as soon as possible by a painting contractor or general handyman.



Finding 3.04

Building: Main Building
 Location: All Wet Areas
 Finding: Sealant and grouting - Missing or damaged
 Information:

It was noted on inspection that sealant or grout is degraded to this area.

Different materials and floor areas move at different rates, generally causing cracking to grout or sealant at this point. A flexible sealant is required to allow for expected expansion and contraction, while keeping the joint water tight and protective of all associated building materials.

Flexible and mould resistant materials should be applied to affected areas to prevent any subsequent water damage that is likely to occur. Regular maintenance and replacement of damage or missing or damaged sealant and grout is highly recommended to the wet areas, as this is a regular wear and tear defect. Sealant and grouting in areas that come into regular contact with water should be maintained for the long term care of your property.

A sealant specialist should be appointed to complete these works as soon as possible.





Finding 3.05

Building:	Main Building
Location:	Ensuite
Finding:	Door - Striker plate misaligned
Information:	The striker plate to this door appears to have become misaligned and has consequently resulted in the door's operation being compromised.

This is a common defect and is expected in a property of this age, whether being due to substandard installation or general deterioration of the door hardware.

Readjustment of the striker plate is recommended at client discretion. Works such as these can be completed by a general handyman or qualified carpenter.



Finding 3.06

Building:	Main Building
Location:	Garage
Finding:	Crack in concrete slab - Category 0
Information:	A crack coded as Category 0 was identified in the slab. A Category 0 crack is described as a hairline crack, representing insignificant movement of slab from level.

The approximate width of the crack to be considered Category 0 is 0.3mm, or change in offset of less than 8mm when a 3m straight edge is placed over the defect.

No rectification is required at this time. However, all cracking should be monitored over a 12 month period to identify any further damage in the area.



Live Timber Pest Activity

No evidence was found

Timber Pest Damage

No evidence was found

Conditions Conducive to Timber Pest Activity

Finding 6.01

Building:	Main Building
Location:	Yard - side
Finding:	Site drainage— Inadequate
Information:	The site drainage throughout was found to be inadequate at the time of inspection, creating potential for subsequent water damage to associated building elements. This is additionally conducive to termite activity.

It is important that water does not lie against the base of walls; surrounding paths and ground levels should be sloped to drain water away from walls. Downpipes should not discharge stormwater onto lower walls or plinths. Stormwater should be carried away by large, regularly cleaned drains. Ground levels may need to be lowered to expose a buried DPC.

Where site drainage is inadequate, installation of an Agricultural (Aggie) Drain may be required. A licensed plumber should be appointed to further inspect the property and perform any remedial works as necessary. Water damage and secondary defects are likely to occur if left unmanaged.



Finding 6.02

Building:	Main Building
Location:	Yard - Side
Finding:	Overflow - Not plumbed for drainage
Information:	The overflow is not plumbed or connected to suitable drainage, which can result in the surrounding area becoming excessively damp.

These damp conditions can lead to secondary defects such as rot, rust or corrosion of associated building elements, the formation of fungal decay, or even the creation of potential slip hazards. When coupled with poor site drainage, pooling of water may also attract termite activity to this area.

It is highly recommended that a licensed plumber be appointed to install adequate drainage to the overflow. These works will ensure that the area remains dry and free of any secondary defects.






Finding 6.03

Building:	Main Building
Location:	Fencing & Landscaping
Finding:	Building materials in direct ground contact - conducive to termites
Information:	Where timber elements are in direct contact with the ground and consequently moisture or dampness they become conducive to termite activity. Whether timber is used as a building element part of a fencing structure or stored as an unused item they can provide an environment that is attractive to termite infestation.

When met with excessive moisture timber begins to decay and develop wood rot. Any timbers that are in direct contact with external grounds especially if left untreated or non-durable also provide ingress for subterranean termites into that particular element.

The removal of any such materials that may be conducive to termite activity should be removed as soon as possible to minimise the risk of termite attack.




Finding 6.04

Building:	Main Building
Location:	Yard
Finding:	Stored timbers - subfloor space or external area
Information:	The storing of timbers in the subfloor space or around the external property increases


the risk of termite activity being present. As they are likely to come into contact with weather conditions or excessive moisture wood rot is likely to develop on timbers that are not treated.

It is highly recommended that any stored timbers be immediately removed from areas in which they may attract any termite / timber pest attack. Minimisation of risk / prevention of termite attack is far more adequate than dealing with the presence of termite activity.



Finding 6.05

Building:	Main Building
Location:	
Finding:	Surrounding bushland - Conductive
Information:	Home and or building is situated in a high risk area for termite activity, due to close proximity to surrounding bushland.



Finding 6.06

Building:	Main Building
Location:	External tap
Finding:	Tap - No drain
Information:	The external tap in this area was noted to have no drain at the time of inspection.

This keeps the surrounding surfaces damp while using the tap, which becomes conducive to termite activity.

A licensed plumber must be appointed to ensure an appropriate drain is installed.



Evidence of fungal decay activity and/or damage

No evidence was found

Evidence of wood borer activity and/or damage

No evidence was found

Section D Significant Items

D4 Further Inspections

We advise that you seek additional specialist inspections from a qualified and, where appropriate, licensed

- Licensed Plumber
- As identified in summary and defect statements
- Termite and Timber Pest Technician / Licensed Pest Controller

Jim's Building Inspections can put you in contact with qualified and licensed providers of these and other trades services. Please contact your inspector for recommendations, or visit www.jims.net.

D5 Conclusion - Assessment of overall condition of property

- This is a visual report as per AS4349.1 & AS4349.3 and as per agreed pre-inspection agreement that you have received from us.

This summary must be read in conjunction with the defects list.

MINOR DEFECTS

All minor defects may develop into safety hazards or major defects if they are not attended to. The following recommendations are highly advised immediately to avoid further damage or deterioration of building elements:

- Site drainage must be rectified and maintained by a licensed plumber
- Ensure wet area sealant and grouting is in serviceable condition

Repair of all other defects are recommended. If left unattended, secondary minor or major defects can ensue.

Please be aware that limitation's did affect the inspection and areas of low clearance and poor access meant a complete inspection of the roof space and subfloor was not possible and areas of stored items, insulation and garden vegetation meant some areas were obstructed.

It is strongly recommended that full access is gained as major defects and/or damage may be concealed.

Please read all the defects and recommendations carefully and read the report in its entirety.

TIMBER PEST SUMMARY

The following items are highly recommended:

- Connect overflow to storm water or away from the edge of the building
- Regular inspections every 12 months

Additional information:

- Trees within 50m of the house that are on other properties or common grounds were not inspected.

For further information, advice and clarification please contact Terry Masoudi * on: 0420 990 777


Section D Significant Items

The following items were noted as - For your information

Noted Item

Building: Main Building
Location: All Areas
Finding: Moisture metre
Information: During the inspection the property was checked for moisture using a moisture metre.

This is for information only.






Noted Item

Building: Main Building
 Location: All Wet Areas
 Finding: Waterproofing
 Information:

All taps, mixers and toilets were tested for operation, except for those obstructed. The waterproofing to the shower recess was assessed by checking the walls in and around the shower recess for varying moisture content. There were no significant variations across the tested areas. No sign of recent water damage was evident upon a visual inspection of the surrounding walls, where the visual nature of the inspection was possible.

Consequently, there is no conclusive evidence of any current shower recess leakage other than those which may have already been mentioned earlier in this report. It is reasonable to assume the shower waterproofing is sound. Note that if the shower is not used, or has not been used for some time, moisture readings would not vary significantly and this can lead to erroneous results. It is not possible under the visual inspection criteria (under which a prepurchase inspection is carried out) to categorically determine if there are leaks. If a more accurate assessment is required, a special purpose inspection should be requested. Alternatively, the assumption should be made that the shower may leak.





Noted Item

Building: Main Building
Location: Roof Void
Finding: Additional Photos
Information:

Additional photos are provided for your general reference.



Noted Item

Building: Main Building
Location: Roof Exterior
Finding: Additional Photos
Information:

Additional photos are provided for your general reference.





Noted Item

Building:	Main Building
Location:	Plumbing/electrical/gas/aircon/appliances/pool equipment/fire safety etc
Finding:	Plumbing & Electrical
Information:	Plumbing and electrical inspections including appliances are outside the scope of the building inspection and must be conducted by a Licensed and registered Trades person. It is highly recommended that the client makes immediate arrangements to have the gas appliances checked by a licensed gas plumber to ensure that the appliances are working safely and efficiently. We recommend all other installations be checked also. Whilst we note and comment of visually apparent defects that present during the building inspection, legislation requires the checking and documenting of compliance for plumbing and electrical requirements be done by licensed electrician and plumbers respectively to ensure they are functioning correctly.

Noted Item


Building:	Main Building
Location:	All Areas
Finding:	Site drainage
Information:	Unless mentioned as a defect further up this report, site drainage appears to be acceptable at the time of inspection, however, the site/yard should be monitored during heavy rain to determine whether the existing drains can cope. If it appears that

they cannot cope, then additional drains may be required. The general adequacy of site drainage is not included in the Standard Property Inspection Report. Comments on surface water drainage are limited as where there may have been either little or no rainfall for a period of time, surface water drainage may appear to be adequate during the inspection but then during periods of heavy rain, may be found to be inadequate. Any comments made in this section are relevant only in light of the conditions present at the time of inspection. It is recommended that a Smoke Test be obtained to determine any illegal connections, blocked or broken drains.

Noted Item

Building: Main Building
 Location: All Areas
 Finding: Additional Photos - Obstructions and Limitations
 Information:

These photographs are an indication of the obstructions and limitations which impeded full inspection of the property at the time of inspection. These obstructions can hide an array of defects and should be removed to allow full inspection to be carried out. A re-inspection is recommended once the areas are made accessible.





The following items were noted as - Evidence of a previous termite management program

Noted Item

Building:	Main Building
Location:	Meterbox
Finding:	Evidence of a previous termite management system was identified
Information:	There are a number of factors which indicate the presence of a previously installed or applied termite barrier. The most common are a durable notice (to the inside of your meter box) observable physical barriers installed to building perimeter and in ground reticulation systems.

Where a Termite Management System has been identified you should refer to the type of barrier date of installation warranty conditions and any documentation provided by a builder or past owner. Consult the company who installed the barrier to confirm whether the system is still under warranty.

Most chemical termite management systems expire and require replenishment and all physical systems are primarily designed to prevent concealed entry.



Flick Anticimex TERMITES PROTECTION NOTICE
In accordance with BCA 3.1.3 & AS 3660.1:2014

BUILDER **EAGLE HOMES**
PROPERTY ADDRESS **LOT 13B, 8 KING ROCK RD, AUSTRAL**

PHYSICAL TERMITE MANAGEMENT SYSTEMS

SLAB PENETRATION	YES	NO	DATE OF INSPECTION	LIFE EXPECTANCY
CONSTRUCTION JOINTS	<input checked="" type="checkbox"/>	<input type="checkbox"/>	COLLARS	18-12-2020
EXTERNAL PERIMETER	<input checked="" type="checkbox"/>	<input type="checkbox"/>	FLICKWARD	10-2-2021
RETAINING WALL	<input checked="" type="checkbox"/>	<input type="checkbox"/>		
ANT CAPPING	<input checked="" type="checkbox"/>	<input type="checkbox"/>		

CHEMICAL TERMITE MANAGEMENT SYSTEMS

EXTERNAL PERIMETER	IMMEDIATE TREATMENT	INITIAL TREATMENT	LIFE EXPECTANCY	TREATMENT	STATUS
SUB FLOOR AREA	<input checked="" type="checkbox"/>	<input checked="" type="checkbox"/>			
UNDER SLAB	<input checked="" type="checkbox"/>	<input checked="" type="checkbox"/>			
OTHER	<input checked="" type="checkbox"/>	<input checked="" type="checkbox"/>			

WARNING: To the owner of the building about inspection and maintenance.
This termite management system needs to be inspected on a regular basis. The Australian Standards for termite protection (AS3660.1) recommends regular, competent INSPECTION of the building for termite activity on least once before events, or high termite risk areas about frequent inspections may be required as defined by your inspection. Flick is needed to ensure that systems have the correct amount of product in the system and stay under the structure liable to termite attack. Do not let someone apply or make any alterations or additions (including repairs, savings, renovations and add-ons to the perimeter areas) until the installing company has their own diagnosis or additional (including repairs, savings, renovations and add-ons to the perimeter areas) until the effectiveness of the management system and any warranty apply.
ADDITIONAL WARNING: Failure to have annual inspections may void the warranty obligations of the builder and the installing company will not provide a warranty to a building (imposed or issued by another party).
Ensure you ring Flick Anticimex to arrange your regular follow-up inspection.

13 74 40

Definitions to help you better understand this report

Access hole (cover)	An opening in flooring or ceiling or other parts of a structure (such as service hatch, removable panel) to allow for entry to carry out an inspection, maintenance or repair.
Accessible area	An area of the site where sufficient, safe and reasonable access is available to allow inspection within the scope of the inspection.
Appearance defect	Fault or deviation from the intended appearance of a building element.
Asbestos-Containing Material (ACM)	Asbestos-containing material (ACM) means any material or thing that, as part of its design, contains asbestos.
Building element	A portion of a building that, by itself or in combination with other such parts, fulfils a characteristic function. NOTE: For example supporting, enclosing, furnishing or servicing building space.
Client	The person or other entity for whom the inspection is being carried out.
Conditions Conducive to Termite Activity	Noticeable building deficiencies or environmental factors that may contribute to the presence of Termites.
Defect	Fault or deviation from the intended condition of a material, assembly, or component.
Detailed assessment	An assessment by an accredited sampler to determine the extent and magnitude of methamphetamine contamination in a property.
Inspection	Close and careful scrutiny of a building carried out without dismantling, in order to arrive at a reliable conclusion as to the condition of the building.
Inspector	Person or organisation responsible for carrying out the inspection.
Instrument Testing	Where appropriate the carrying out of Tests using the following techniques and instruments: (a) electronic moisture detecting meter - an instrument used for assessing the moisture content of building elements (b) stethoscope - an instrument used to hear sounds made by termites within building elements (c) probing - a technique where timber and other materials/areas are penetrated with a sharp instrument (e.g. bradawl or pocket knife), but does not include probing of decorative timbers or finishes, or the drilling of timber and trees and (d) sounding - a technique where timber is tapped with a solid object. (e) T3I - an instrument used to detect movement, moisture and changes in temperature within timber
Limitation	Any factor that prevents full or proper inspection of the building.
Major defect	A defect of sufficient magnitude where rectification has to be carried

	out in order to avoid unsafe conditions, loss of utility or further deterioration of the property.
Methamphetamine	An amphetamine-type stimulant that is highly addictive. Methamphetamine is a controlled substance, classified as a Class A (very high-risk) drug under the Misuse of Drug Act. This term is used as a grouping term to include all substances screened for, specifically: Ephedrine, Pseudoephedrine, Amphetamine, Methamphetamine, MDA and MDMA.
Methamphetamine contamination	A property or part of a property where the level of methamphetamine has been tested in accordance with this standard and found to exceed 0.5 micrograms/100 cm ² (Residential) or 10 micrograms/100 cm ² (Commercial).
Methamphetamine production/manufacture	The manufacture of methamphetamine, including processing, packaging, and storage of methamphetamine and associated chemicals.
Minor defect	A defect other than a major defect.
Roof space/Roof void	Space between the roof covering and the ceiling immediately below the roof covering.
Screening assessment	An assessment by a screening sampler to determine whether or not methamphetamine is present.
Serviceability defect	Fault or deviation from the intended serviceability performance of a building element.
Significant item	An item that is to be reported in accordance with the scope of the inspection.
Site	Allotment of land on which a building stands or is to be erected.
Structural defect	Fault or deviation from the intended structural performance of a building element.
Structural element	Physically distinguishable part of a structure. NOTE: For example wall, columns, beam, connection.
Subfloor space	Space between the underside of a suspended floor and the ground.
Subterranean Termite Management Proposal	A written proposal in accordance with Australian Standard AS 3660.2 to treat a known subterranean termite infestation and/or manage the risk of concealed subterranean termite access to buildings and structures.
Termites	Wood destroying insects belonging to the order 'Isoptera' which commonly attack seasoned timber.
Tests	Additional attention to the visual examination was given to those accessible areas which the consultant's experience has shown to be

particularly susceptible to attack by Termites. Instrument Testing of those areas and other visible accessible timbers/materials/areas showing evidence of attack was performed.

Timber Pest Activity	Tell-tale signs associated with 'active' (live) and/or 'inactive' (absence of live) Timber Pests at the time of inspection.
Timber Pest Attack	Timber Pest Activity and/or Timber Pest Damage.
Timber Pest Damage	Noticeable impairments to the integrity of timber and other susceptible materials resulting from an attack by Timber Pests.
Urgent and Serious Safety Hazards	Building elements or situations that present a current or immediate potential threat of injury or disease to persons.

Terms on which this report was prepared

This report is based on the condition of the property at the time of inspection. We strongly recommend re-inspection 30 days after this report is issued as the general condition of the property is likely to have changed, including the extent of defects described and instance of potential undetected defects.

This report has been prepared in accordance with and subject to the pre-inspection agreement in place between the parties, which forms part of this Report.

This Report is prepared for the client identified above and may not be relied on by any other person without our express permission or by the purchase of this Report on our website.

SPECIAL ATTENTION SHOULD BE GIVEN TO THE SCOPE, LIMITATIONS AND EXCLUSIONS IN YOUR PRE-INSPECTION AGREEMENT AND THIS REPORT

Any of the exclusions or limitations identified for this Report may be the subject of a special-purpose inspection which we recommend being undertaken by an appropriately qualified inspector

RELIANCE AND DISCLOSURE

This report has been prepared based on conditions at the time of the report.

We own the copyright in this report and may make it available to third parties.

If your Property is in the Australian Capital Territory, you acknowledge we will make certain information about this Report available to the ACT Government for inclusion in the building and pest inspections public register if required under the *Civil Law (Sale of Residential Property) Act 2003*. This will include the fact the report has been prepared, the Property street address, date of the inspection, the name of the person who prepared the report and (if applicable) the entity that employs them.

UNDETECTED DEFECT RISK RATING

If this Report has identified a medium or high-risk rating for undetected defects, we strongly recommend a further inspection of areas that were inaccessible. This may include an invasive inspection that requires the removal or cutting of walls, floors or ceilings.

If the Property has been vacant for a period of time, moisture levels or leaks may not be detectable at the time of the inspection because often only frequent use of water pipes (showers, taps etc) result in a leak being identifiable. We advise further testing on pipes and water susceptible areas (such as the bathroom and laundry) after more frequent use has occurred.

IMPORTANT SAFETY INFORMATION:

This is not a report by a licensed plumber or electrician. We recommend a special-purpose

report to detect substandard or illegal plumbing and electrical work at the Property

This is not a smoke alarm report. We recommend all existing detectors in the Property be tested and advice sought as to the suitability of number, placement and operation.

This is not an asbestos report. There are potential products in the Property containing asbestos that will not be identified in this report. In order to accurately identify asbestos, we recommend performing an asbestos inspection, particularly for buildings built prior to 1988.

This is not a report on safety glass. Glazing in older homes may not reflect current standards and may cause significant injury if damaged. Exercise caution around the glass in older homes.

This is not a report on window opening restrictions. We have not inspected window opening restrictors. Window openings in older buildings may not reflect current standards and can be a potential risk. Window opening restrictors are advised for all second story or above windows with sill heights below 900mm. Some states make this a mandatory requirement. Owners should enquire of their local and state requirements to ensure compliance.

This is not a report on pool safety. If a swimming pool is present it should be the subject to a special purpose pool inspection.

External Timber Structures - Balcony and Decks. It is strongly recommended that a Structural Engineer is required to assess distributed load capacity of external timber structures such as balconies and decks, alerting users of the load capacity. Regular maintenance and inspections by competent practitioners to assess the ongoing durability of exposed external timber structures are needed.

This is not a Group Titled Property Report as per AS4349.2. If you require a report for a Group Titled Property as per this standard, please seek a separate inspection for Group Titled Properties.

MOISTURE

The identification of moisture, dampness or the evidence of water penetration is dependent on the weather conditions at the time an inspection. The absence of dampness identified in this Report does not necessarily mean the Property will not experience some damp problems in other weather conditions or that roofs, walls or wet areas are watertight.

Where the evidence of water penetration is identified we recommend detailed investigation of waterproofing in the surrounding area monitoring of the affected area over a period of time to fully detect and assess the cause of dampness.

MAINTENANCE OF THE PROPERTY

This Report is not a warranty or an insurance policy against problems developing with the Property in the future. Accordingly, a preventative maintenance program should be implemented which includes systematic inspections, detection and prevention of issues. Please contact the inspector who carried out this inspection for further advice.

It is strongly advised that appropriate steps be taken to remove, rectify or monitor any evidence of

conditions conducive to timber pest activity. Undertaking thorough regular inspections at intervals not exceeding twelve months (or more frequent inspections where the risk of timber pest attack is high or the building type is susceptible to attack). To further reduce the risk of subterranean termite attack, implement a management program in accordance with Australian Standard AS3660. This may include the installation of a monitoring and/or baiting system, or chemical and/or physical barrier. However, AS3660 stresses that subterranean termites can bridge or breach barrier systems and inspection zones and those thorough regular inspections of the building are necessary.

NO CERTIFICATION

- a) The Property has been compared to others of a similar age, construction type and method that had an acceptable level of basic maintenance completed.
- b) We don't advise you about title, ownership or other legal matters like easements, restrictions, covenants and planning laws. None of our inspections constitutes approval by a Building Surveyor, a certificate of occupancy or compliance with any law, regulation or standard, including any comment on whether the Property complies with current Australian Standards, Building Regulations or other legislative requirements.

RECTIFICATION COSTS

We don't provide advice on the costs of rectification or repair unless specifically identified in the scope of the Report. Any cost advice provided verbally or in this report must be taken as of a general nature and is not to be relied on. Actual costs depend on the quality of materials, the standard of work, what price a contractor is prepared to do the work for and may be contingent on approvals, delays and unknown factors associated with third parties. No liability is accepted for costing advice.