



Building Inspection Report

Inspection Date: Fri, 23 Jan 2026

Property Address: 4/3-5 Atkinson St, Liverpool NSW 2170,
Australia



Contents

| | |
|------------------|---------------------------------|
| | The Parties |
| Section A | Results of inspection - summary |
| Section B | General |
| Section C | Accessibility |
| Section D | Significant Items |
| Section E | Additional comments |
| Section F | Annexures to this report |

Definitions to help you better understand this report

Terms on which this report was prepared

Special conditions or instructions

If you have any queries with this report or require further information, please do not hesitate to contact the person who carried out the inspection.

This Report has been prepared in accordance with the pre-inspection agreement in place between the parties set out below, which set out the purpose and scope of the inspection, and the significant items that will be reported on. This Report reflects the opinion of the inspector based on the documents that have been provided. This Report should be read in its entirety and in the context of the agreed scope of Services. If there is a discrepancy between the summary findings and the body of the Report, the body of the Report will prevail. We recommend that you should promptly implement any recommendation or advice in this Report, including recommendations of further inspections by another specialist. If you have any queries with this Report or require further information, please do not hesitate to contact the person who carried out the inspection. This Report contains reference to material that is the copyright of Standards Australia reproduced under agreement with SAI Global to Jim's Building Inspections (Australia).

Original Inspection Date: Fri, 23 Jan 2026

Modified Date: Sat, 24 Jan 2026

The Parties

Name of the Client:

Name of the Principal(if Applicable):

Job Address: 4/3-5 Atkinson St, Liverpool NSW 2170, Australia

Client's Email Address:

Client's Phone Number:

Consultant: Adam Ahmed Ph: 0450 250 739
Email: Lidcombe@jimsbuildinginspections.com.au

Advanced Diploma of Building Surveying - CPCSS00004

Company Name: Jim's Building Inspections Lidcombe

Company Address and Postcode: Lidcombe 2141

Company Email: Lidcombe@jimsbuildinginspections.com.au

Company Contact Numbers: 0450 250 739

Special conditions or instructions

A report may be conditional on information provided by the person, agents or employees of the person requesting the report, apparent concealment of possible defects and a range of other factors

The following apply: Not Applicable

Section A Results of Inspection - summary

A summary of your inspection is outlined below; please also refer to the Report.

| | Found | Not Found |
|----------------------|-------|-----------|
| Safety Hazard | ✓ | |
| Major Defect | ✓ | |
| Minor Defect | ✓ | |

Overall Condition

In summary, the building, compared to others of similar age and construction is in fair condition with some major and minor defects found.

Section B General

General description of the property

| | |
|----------------------------|---|
| Building Type | Townhouse |
| Company or Strata title | Unknown |
| Floor | Slab - Suspended Slab |
| Furnished | Furnished |
| No. of bedrooms | 2 |
| Occupied | Unoccupied |
| Orientation | East |
| Other Building Elements | Driveway, Garage, Party Walls |
| Other Timber Bldg Elements | Architraves, Deck, Internal Joinery, Staircase |
| Roof | Corrugated Iron (e.g. Colourbond), Pitched, Timber Framed |
| Storeys | Three Storey |
| Walls | Brick Veneer, Light Weight Wall Clad, Full Brick |
| Weather | Overcast |

Section C Accessibility

Areas Inspected

The following areas were inspected. As documented in your Pre-Inspection Agreement, obstructions and limitations to the accessible areas for inspection are to be expected in any inspection. Refer also to our listing of obstructions and limitations.

- Exterior
- Interior
- Roof Void - Part
- Wall Exterior

The inspection excludes areas which are affected by obstructions or where access is limited or unsafe. We do not move obstructions and building defects may not be obvious unless obstructions or unsafe conditions are removed to provide access.

Inaccessible Areas

The following areas were inaccessible:

- Areas of low roof pitch preventing full inspection.
- Areas of skillion or flat roof - no access
- Ceiling Cavity.
- Exterior Roof Surface - Second Storey.
- Roof Exterior.
- Slab edge which would normally be exposed due to finished ground levels obscuring inspection.
- Wall Exterior - where neighbouring buildings immediately adjoin.

Any areas which are inaccessible at the time of inspection present a high risk for undetected building defects. The client is strongly advised to make arrangements to access inaccessible areas urgently wherever possible.

Obstructions and Limitations

Building defects may be concealed by the following obstructions which prevented full inspection:

- Above safe working height
- Appliances and equipment

- Areas of low roof pitch preventing full inspection
- Areas of skillion or flat roof - no access
- Ceiling cavity inspection was significantly obstructed with more than 75% of the inspectable area inaccessible or obstructed by factors like lack of safe access, insulation and ducting.
- Ceiling linings
- Evidence of recently painted walls or ceilings
- Evidence of remedial cleaning may result in lower levels of contaminant being detected.
- Evidence of recent renovation may obscure, temporarily lower or reduce the overall levels of contaminant detected.
- Fixed Furniture - Built-in Cabinetry
- Floor coverings
- Furniture
- Lack of natural or acceptable lighting
- Stored items, built in cabinetry, furniture and personal items obscured approximately 75% of every room.

The presence of obstructions increases the risk of undetected defects. The client should make arrangement to remove obstructions where ever possible and re-inspect these areas as a matter of urgency. See also overall risk rating for undetected defects.

Undetected defect risk

A risk rating is provided to help you understand the degree to which accessibility issues and the presence of obstructions have limited the scope of the inspection

The risk of undetected defects is: **High**


When the risk of undetected defects medium or high we strongly recommend further inspection once access is provided or if the obstruction can be removed. Contact us for further advice.

Section D Significant Items

Safety Hazard

Defects 1.01

| | |
|--------------|---|
| Building: | Main Building |
| Location: | All Areas |
| Finding: | Window child lock missing |
| Information: | The window in question lacks a child lock mechanism, which poses a potential safety risk to young occupants in the premises. As per Australian Standards windows accessible to children should be equipped with appropriate child safety locks to prevent accidental opening, reducing the risk of falls and ensuring compliance with safety regulations. |





Major Defect

Defects 2.01



| | |
|--------------|---|
| Building: | Main Building |
| Location: | Bathroom |
| Finding: | Tiles - Cracked or damaged |
| Information: | Cracking was evident to the tiling in this area at the time of inspection. While the cracking appears to be minor, this area is frequently exposed to water, allowing potential for water penetration into adjoining sections of walls or flooring. |

If left unmanaged, water penetration to these areas may lead to subsequent water damage, which is likely necessitate repair work to affected building elements.

A tiling contractor should be appointed to ensure that no further water damage occurs. The re-application of silicone and grouting throughout remaining tile work is also advised, to further protect the area against water penetration.

Where water penetration has led to water damage, appointment of a relevant tradesperson may be required to repair damaged building elements.







Defects 2.02

Building: Main Building
Location: Bathroom
Finding: Evidence of excessive moisture was present at the time of inspection
Information: Excessive moisture is present behind the bathroom tiles, indicating a potential water leakage issue within the wall.

The prolonged presence of moisture can lead to mold growth, deteriorate the structure, and create an environment conducive to health hazards. Additionally, it may compromise the adhesive holding the tiles, leading to their detachment.

A licensed plumber or a qualified contractor specializing in water damage remediation should investigate the source of the moisture, fix any leaks, and address the damage. Additionally, replacing affected tiles and ensuring proper waterproofing are crucial to preventing future issues.







Minor Defect

Defects 3.01

| | |
|--------------|---|
| Building: | Main Building |
| Location: | Party wall |
| Finding: | Air conditioner - Disconnected overflow |
| Information: | The Air Conditioner (A/C) overflow was found to be disconnected from storm water drainage and is creating excessive moisture in the surrounding area. |

Such leaking creates an environment which is conducive to an array of defects, including water damage to associated building elements and the attraction of termite or timber pest infestation.

It is highly recommended that a licensed plumber be appointed to connect the A/C overflow in order to prevent such an environment from being created. These minor works should be carried out as soon as possible.



Defects 3.02

| | |
|--------------|---------------------------------------|
| Building: | Main Building |
| Location: | Yard front |
| Finding: | Water pooling - poor surface drainage |
| Information: | Surface drainage |

The paving/landscaping should direct surface water away from the building.

Surface water drainage is defective if it is not in accordance with the requirements of the Building Code of Australia.

Water appears to be pooling. It is suspected that this is a result of insufficient fall.

Such water pooling also increases the risk of termite activity and the development of fungal decay in the area.

Consult a Licensed Plumber regarding the cost of potential site drainage rectification works.





Defects 3.03

Building: Main Building

Location: Front door

Finding: Brickwork - Cracking [Fine]

Information: Although fine cracks are quite noticeable, they are often only considered to be an appearance defect and usually do not indicate any structural damage. Generally, the cause of a fine crack is indicative of a separation between brickwork and mortar throughout the structure, but single bricks may also show cracks of this nature.

Cracking of this nature can generally be repaired with minor filling and should be conducted by a qualified bricklayer.

Always contact a building inspector should cracks widen lengthen or become more numerous.





Defects 3.04

| | |
|--------------|--|
| Building: | Main Building |
| Location: | Deck |
| Finding: | External timber balcony or deck-structural stability |
| Information: | The load capacity of the external balcony or deck could not be verified during the inspection. |

External timber structures are also constantly exposed to weather deteriorates in an exhilarate manner, ongoing assessments are required.

It is highly recommended that a structural engineer further, assess the external timber balcony or a deck to inform the client of its load capacity.

Regular maintenance inspections by competent practitioners is needed.





Defects 3.05

| | |
|--------------|--|
| Building: | Main Building |
| Location: | Front Elevation |
| Finding: | Beadings - damaged or deteriorated. |
| Information: | Damaged or deteriorated beadings pose several risks. They compromise the integrity, allowing drafts, moisture, and even pests to enter the building. This can lead to energy loss, water damage, and decreased indoor air quality. |

Who Can Fix It:

A qualified repair technician should be contacted to assess and repair the damaged or deteriorated beadings. They can replace worn-out beadings, and ensure it is properly installed and function to maintain energy efficiency and structural integrity.



Defects 3.06

| | |
|--------------|--|
| Building: | Main Building |
| Location: | Garage |
| Finding: | Crack in concrete slab - Category 0 |
| Information: | A crack coded as Category 0 was identified in the slab. A Category 0 crack is described as a hairline crack, representing insignificant movement of slab from level. |

The approximate width of the crack to be considered Category 0 is 0.3mm, or change

in offset of less than 8mm when a 3m straight edge is placed over the defect.

No rectification is required at this time. However, all cracking should be monitored over a 12 month period to identify any further damage in the area.



Defects 3.07

| | |
|--------------|--|
| Building: | Main Building |
| Location: | Front Elevation |
| Finding: | Timber - exposed to weather |
| Information: | External timbers that are frequently exposed to harsh weather conditions require adequate protection in order to maintain their condition. Where timbers have not been painted or treated adequately, general deterioration is likely to occur at an accelerated rate. |

If left unattended, replacement of these timbers is likely to be necessary in the short-term future. Adequate treatment of these timbers is required as soon as possible by a painting contractor or general handyman.



Defects 3.08

| | |
|--------------|---|
| Building: | Main Building |
| Location: | Garage |
| Finding: | Brickwork - Deteriorated mortar |
| Information: | Mortar, or 'bedding', is the material which fills joints and intersections between bricks in masonry walls and structures. Sections of mortar in this brickwork were identified as having deteriorated, which is generally expected for a property of this age and condition. |

Mortar may deteriorate as a result of age of building materials, minor movement of bricks, or frequent exposure to weathering. Mortar should be replaced to ensure that bricks remain in their intended location and to prevent gaps, which would allow water or moisture ingress and secondary damage as a result.

Mortar deterioration can be addressed by a bricklayer where areas of deterioration are localised and easily accessible. Alternatively, appointment of a registered builder is advised, to repoint large areas of decaying mortar. Where secondary structural defects have become evident, consultation with a structural engineer may be required.





Defects 3.09

| | |
|--------------|--|
| Building: | Main Building |
| Location: | Garage |
| Finding: | HWS Overflow - Not Connected |
| Information: | The Hot Water System (HWS) overflow was found to be disconnected from storm water drainage and is creating excessive moisture in the surrounding area. |

These damp conditions can lead to secondary defects such as rot, rust or corrosion of associated building elements, the formation of fungal decay, or even the creation of potential slip hazards. When coupled with poor site drainage, pooling of water may also attract termite activity to this area.

It is highly recommended that a licensed plumber be appointed to connect the HWS overflow in order to prevent such an environment from being created. These minor works should be carried out as soon as possible.



Defects 3.10


| | |
|--------------|--|
| Building: | Main Building |
| Location: | Laundry |
| Finding: | Tiles - Cracked or damaged |
| Information: | Cracking was evident to the tiling in this area at the time of inspection. While the |

cracking appears to be minor, this area is frequently exposed to water, allowing potential for water penetration into adjoining sections of walls or flooring.

If left unmanaged, water penetration to these areas may lead to subsequent water damage, which is likely necessitate repair work to affected building elements.

A tiling contractor should be appointed to ensure that no further water damage occurs. The re-application of silicone and grouting throughout remaining tile work is also advised, to further protect the area against water penetration.

Where water penetration has led to water damage, appointment of a relevant tradesperson may be required to repair damaged building elements.



Defects 3.11

| | |
|--------------|---|
| Building: | Main Building |
| Location: | Bathroom |
| Finding: | Sealant and grouting - Missing or damaged |
| Information: | It was noted on inspection that sealant or grout is degraded to the tiled shower alcove and or other areas of the bathroom. |


Different materials and floor areas move at different rates, generally causing cracking to grout or sealant at this point. A flexible sealant is required to allow for expected expansion and contraction, while keeping the joint water tight and protective of all

associated building materials.

There appears to be excessive mould to the sealant and grout which will likely require scraping out and replacement.

Flexible and mould resistant materials should be applied to affected areas to prevent any subsequent water damage that is likely to occur. Regular maintenance and replacement of damage or missing or damaged sealant and grout is highly recommended to the wet areas, as this is a regular wear and tear defect. Sealant and grouting in areas that come into regular contact with water should be maintained for the long term care of your property.

A sealant specialist or tiling contractor should be appointed to complete these works as soon as possible





Defects 3.12

Building: Main Building

Location: Bathroom

Finding: Basin - Cracked

Information: Cracking was evident to the basin at the time of inspection, which is suspected to have been by minor impact damage. While the cracking appears to be minor, any further impact damage sustained by the basin may lead to additional cracking.

As the cracking provides potential ingress for water, secondary water damage may occur to associated cabinetry, walls or flooring, if the cracking is left unmanaged.

Consultation with a plumber regarding basin repair or replacement is required. Remedial works may be required to protect against any further damage.



Defects 3.13

Building: Main Building

Location: Bathroom

Finding: Missing Door Stopper

Information: The door lacks a stopper, which is essential to prevent the door from swinging too far and potentially damaging the wall or the door handle. The absence of a door stopper increases the likelihood of impact damage to both the door and surrounding surfaces

over time.

Risk Assessment:

- **Damage Risk:** Moderate risk of damage to the door handle, wall, or door itself from repeated impacts when the door is opened forcefully or by a gust of wind.
- **Wear and Tear Risk:** Increased wear on door hardware and hinges due to the potential for abrupt stops without a dedicated stopper.

Recommendation for Rectification:

- **Engage a Handyperson or Carpenter:** A handyperson or carpenter should install a suitable door stopper to prevent excessive door movement. This could be a floor-mounted or wall-mounted stopper depending on the space and door design.

This issue is a minor defect but should be addressed to prevent potential damage and maintain the integrity of the door and surrounding areas.



Defects 3.14

| | |
|--------------|---|
| Building: | Main Building |
| Location: | Roof Void |
| Finding: | Sarking - Damaged |
| Information: | Sarking, a laminated aluminium foil applied to the interior of the roof covering, assists in insulating the property and acting as a vapour-barrier to the roof void and, subsequently, to the household. |

Where sarking is damaged, both insulation and moisture protection of the property are inhibited. This creates a loss of energy and thus negatively impacts the energy efficiency of the property, allowing potential for moisture ingress from condensation or leaking roof tiles.

It is important to repair any holes or damaged sections of sarking to ensure that the building material is fully functional. A registered builder or qualified carpenter should be consulted to provide further advice on this defect and to perform rectification works at

client discretion.






Defects 3.15

| | |
|--------------|---|
| Building: | Main Building |
| Location: | Roof Void |
| Finding: | Insulation - Missing |
| Information: | Upon inspection of the roof void it was noted that insulation is not present. |

Insufficient insulation will result in a comparatively higher cost to heat and cool a property as there is a lack of Insulation (or uneven coverage of insulation) which works as a barrier to heat transfer. This helps to keep out unwanted heat in summer and preserves warmth inside your home in winter. It can also help soundproof your home from unwanted airborne noise transfer.

Where insulation is absent, the area does not meet current Australian Standards. Installation of adequate insulation is required and should be conducted as soon as possible.





Section D Significant Items

D4 Further Inspections

We advise that you seek additional specialist inspections from a qualified and, where appropriate, licensed

- As identified in summary and defect statements
- Licensed Plumber
- Registered/Licensed Builder

Jim's Building Inspections can put you in contact with qualified and licensed providers of these and other trades services. Please contact your inspector for recommendations, or visit www.jims.net.

D5 Conclusion - Assessment of overall condition of property

- Building Inspection Conclusion

A Building inspection was carried out on this property. Compared to other buildings of a similar age, full brick / Clad dwelling at the time of inspection was found to be in a fair condition with some Major and minor defects as highlighted in the report.

Significant items have been identified. These have been noted in the body of the report and will require relevant professional services to be engaged immediately to clarify further works.

Additionally, while some maintenance items may currently appear minor, they have the potential to escalate into major issues if left unaddressed.

Several limitations and obstructions impeded the inspection and, if at all feasible, should be removed, and a further inspection should be performed. Indicative images below depict some of the obstructions encountered.

For further information, advice and clarification please contact Adam Ahmed on: 0450 250 739

Section D Significant Items


The following items were noted as - For your information

Noted Item

- Building: Main Building
- Location: All Areas
- Finding: Additional Photos
- Information: Additional photos are provided for your general reference









Noted Item

Building: Main Building
Location: All Areas
Finding: Additional Photos - Obstructions and Limitations
Information: These photographs are an indication of the obstructions and limitations which impeded full inspection of the property at the time of inspection. These obstructions can hide an array of defects and should be removed to allow full inspection to be carried out. A re-inspection is recommended once the areas are made accessible.















Definitions to help you better understand this report

| | |
|------------------------------------|---|
| Access hole (cover) | An opening in flooring or ceiling or other parts of a structure (such as service hatch, removable panel) to allow for entry to carry out an inspection, maintenance or repair. |
| Accessible area | An area of the site where sufficient, safe and reasonable access is available to allow inspection within the scope of the inspection. |
| Appearance defect | Fault or deviation from the intended appearance of a building element. |
| Asbestos-Containing Material (ACM) | Asbestos-containing material (ACM) means any material or thing that, as part of its design, contains asbestos. |
| Building element | A portion of a building that, by itself or in combination with other such parts, fulfils a characteristic function. NOTE: For example supporting, enclosing, furnishing or servicing building space. |
| Client | The person or other entity for whom the inspection is being carried out. |
| Defect | Fault or deviation from the intended condition of a material, assembly, or component. |
| Detailed assessment | An assessment by an accredited sampler to determine the extent and magnitude of methamphetamine contamination in a property. |
| Inspection | Close and careful scrutiny of a building carried out without dismantling, in order to arrive at a reliable conclusion as to the condition of the building. |
| Inspector | Person or organisation responsible for carrying out the inspection. |
| Limitation | Any factor that prevents full or proper inspection of the building. |
| Major defect | A defect of sufficient magnitude where rectification has to be carried out in order to avoid unsafe conditions, loss of utility or further deterioration of the property. |
| Methamphetamine | An amphetamine-type stimulant that is highly addictive. Methamphetamine is a controlled substance, classified as a Class A (very high-risk) drug under the Misuse of Drug Act. This term is used as a grouping term to include all substances screened for, specifically: Ephedrine, Pseudoephedrine, Amphetamine, Methamphetamine, MDA and MDMA. |
| Methamphetamine contamination | A property or part of a property where the level of methamphetamine has been tested in accordance with this standard and found to exceed 0.5 micrograms/100 cm ² (Residential) or 10 micrograms/100 cm ² (Commercial). |

| | |
|--|---|
| Methamphetamine production/manufacture | The manufacture of methamphetamine, including processing, packaging, and storage of methamphetamine and associated chemicals. |
| Minor defect | A defect other than a major defect. |
| Roof space/Roof void | Space between the roof covering and the ceiling immediately below the roof covering. |
| Screening assessment | An assessment by a screening sampler to determine whether or not methamphetamine is present. |
| Serviceability defect | Fault or deviation from the intended serviceability performance of a building element. |
| Significant item | An item that is to be reported in accordance with the scope of the inspection. |
| Site | Allotment of land on which a building stands or is to be erected. |
| Structural defect | Fault or deviation from the intended structural performance of a building element. |
| Structural element | Physically distinguishable part of a structure. NOTE: For example wall, columns, beam, connection. |
| Subfloor space | Space between the underside of a suspended floor and the ground. |
| Urgent and Serious Safety Hazards | Building elements or situations that present a current or immediate potential threat of injury or disease to persons. |

Terms on which this report was prepared

This report is based on the condition of the property at the time of inspection. We strongly recommend re-inspection 30 days after this report is issued as the general condition of the property is likely to have changed, including the extent of defects described and instance of potential undetected defects.

This report has been prepared in accordance with and subject to the pre-inspection agreement in place between the parties, which forms part of this Report.

This Report is prepared for the client identified above and may not be relied on by any other person without our express permission or by the purchase of this Report on our website.

SPECIAL ATTENTION SHOULD BE GIVEN TO THE SCOPE, LIMITATIONS AND EXCLUSIONS IN YOUR PRE-INSPECTION AGREEMENT AND THIS REPORT

Any of the exclusions or limitations identified for this Report may be the subject of a special-purpose inspection which we recommend being undertaken by an appropriately qualified inspector

RELIANCE AND DISCLOSURE

This report has been prepared based on conditions at the time of the report.

We own the copyright in this report and may make it available to third parties.

If your Property is in the Australian Capital Territory, you acknowledge we will make certain information about this Report available to the ACT Government for inclusion in the building and pest inspections public register if required under the *Civil Law (Sale of Residential Property) Act 2003*. This will include the fact the report has been prepared, the Property street address, date of the inspection, the name of the person who prepared the report and (if applicable) the entity that employs them.

UNDETECTED DEFECT RISK RATING

If this Report has identified a medium or high-risk rating for undetected defects, we strongly recommend a further inspection of areas that were inaccessible. This may include an invasive inspection that requires the removal or cutting of walls, floors or ceilings.

If the Property has been vacant for a period of time, moisture levels or leaks may not be detectable at the time of the inspection because often only frequent use of water pipes (showers, taps etc) result in a leak being identifiable. We advise further testing on pipes and water susceptible areas (such as the bathroom and laundry) after more frequent use has occurred.

IMPORTANT SAFETY INFORMATION:

This is not a report by a licensed plumber or electrician. We recommend a special-purpose report to detect substandard or illegal plumbing and electrical work at the Property

This is not a smoke alarm report. We recommend all existing detectors in the Property be tested and advice sought as to the suitability of number, placement and operation.

This is not a pest report. As termites are widespread throughout mainland Australia we recommend annual timber pest inspections.

This is not an asbestos report. There are potential products in the Property containing asbestos that will not be identified in this report. In order to accurately identify asbestos, we recommend performing an asbestos inspection, particularly for buildings built prior to 1988.

This is not a report on safety glass. Glazing in older homes may not reflect current standards and may cause significant injury if damaged. Exercise caution around the glass in older homes.

This is not a report on window opening restrictions. We have not inspected window opening restrictors. Window openings in older buildings may not reflect current standards and can be a potential risk. Window opening restrictors are advised for all second story or above windows with sill heights below 900mm. Some states make this a mandatory requirement. Owners should enquire of their local and state requirements to ensure compliance.

This is not a report on pool safety. If a swimming pool is present it should be the subject to a special purpose pool inspection.

External Timber Structures - Balcony and Decks. It is strongly recommended that a Structural Engineer is required to assess distributed load capacity of external timber structures such as balconies and decks, alerting users of the load capacity. Regular maintenance and inspections by competent practitioners to assess the ongoing durability of exposed external timber structures are needed.

This is not a Group Titled Property Report as per AS4349.2. If you require a report for a Group Titled Property as per this standard, please seek a separate inspection for Group Titled Properties.

MOISTURE

The identification of moisture, dampness or the evidence of water penetration is dependent on the weather conditions at the time an inspection. The absence of dampness identified in this Report does not necessarily mean the Property will not experience some damp problems in other weather conditions or that roofs, walls or wet areas are watertight.

Where the evidence of water penetration is identified we recommend detailed investigation of waterproofing in the surrounding area monitoring of the affected area over a period of time to fully detect and assess the cause of dampness.

MAINTENANCE OF THE PROPERTY

This Report is not a warranty or an insurance policy against problems developing with the Property in the future. Accordingly, a preventative maintenance program should be implemented which includes systematic inspections, detection and prevention of issues. Please contact the inspector who carried out this inspection for further advice.

NO CERTIFICATION

- a) The Property has been compared to others of a similar age, construction type and method that had an acceptable level of basic maintenance completed.
- b) We don't advise you about title, ownership or other legal matters like easements, restrictions, covenants and planning laws. None of our inspections constitutes approval by a Building Surveyor, a certificate of occupancy or compliance with any law, regulation or standard, including any comment on whether the Property complies with current Australian Standards, Building Regulations or other legislative requirements.

RECTIFICATION COSTS

We don't provide advice on the costs of rectification or repair unless specifically identified in the scope of the Report. Any cost advice provided verbally or in this report must be taken as of a general nature and is not to be relied on. Actual costs depend on the quality of materials, the standard of work, what price a contractor is prepared to do the work for and may be contingent on approvals, delays and unknown factors associated with third parties. No liability is accepted for costing advice.