



Building Inspection Report

Inspection Date: Tue, 3 Mar 2026

Property Address: 39 Paragon Dr, Clyde North VIC 3978,
Australia



Contents

	The Parties
Section A	Results of inspection - summary
Section B	General
Section C	Accessibility
Section D	Significant Items
Section E	Additional comments
Section F	Annexures to this report

Definitions to help you better understand this report

Terms on which this report was prepared

Special conditions or instructions

If you have any queries with this report or require further information, please do not hesitate to contact the person who carried out the inspection.

This Report has been prepared in accordance with the pre-inspection agreement in place between the parties set out below, which set out the purpose and scope of the inspection, and the significant items that will be reported on. This Report reflects the opinion of the inspector based on the documents that have been provided. This Report should be read in its entirety and in the context of the agreed scope of Services. If there is a discrepancy between the summary findings and the body of the Report, the body of the Report will prevail. We recommend that you should promptly implement any recommendation or advice in this Report, including recommendations of further inspections by another specialist. If you have any queries with this Report or require further information, please do not hesitate to contact the person who carried out the inspection. This Report contains reference to material that is the copyright of Standards Australia reproduced under agreement with SAI Global to Jim's Building Inspections (Australia).

Original Inspection Date: Tue, 3 Mar 2026

Modified Date: Sun, 8 Mar 2026

The Parties

Name of the Client:

Name of the Principal(if Applicable):

Job Address: 39 Paragon Dr, Clyde North VIC 3978, Australia

Client's Email Address:

Client's Phone Number:

Consultant: Mohamed Khattab Ph: 0477 660 118
Email: Berwick@jimbuildinginspections.com.au

Engineers Australia 10472010

Company Name: Jim's Building Inspections (Berwick)

Company Address and Postcode: Pakenham 3187

Company Email: Berwick@jimbuildinginspections.com.au

Company Contact Numbers: 0477 660 118

Special conditions or instructions

A report may be conditional on information provided by the person, agents or employees of the person requesting the report, apparent concealment of possible defects and a range of other factors

The following apply:

Section A Results of Inspection - summary

A summary of your inspection is outlined below; please also refer to the Report.

	Found	Not Found
Safety Hazard		✓
Major Defect		✓
Minor Defect	✓	

Overall Condition

In summary, the building, compared to others of similar age and construction is in fair condition with maintenance items required.

Section B General

General description of the property

Building Type	Residential, Detached
Company or Strata title	No
Floor	Concrete, Slab on ground
Furnished	Furnished
No. of bedrooms	4
Occupied	Occupied
Orientation	South
Other Building Elements	Driveway, Fence - Post and Rail Construction, Garage, Retaining Walls
Other Timber Bldg Elements	Window Frames, Internal Joinery, External Joinery, Doors, Deck, Architraves, Door Frames, Skirting Boards
Roof	Pitched, Timber Framed, Tiles
Storeys	Single
Walls	Brick Veneer (Timber Framed), Rendered
Weather	Fine

Section C Accessibility

Areas Inspected

The following areas were inspected. As documented in your Pre-Inspection Agreement, obstructions and limitations to the accessible areas for inspection are to be expected in any inspection. Refer also to our listing of obstructions and limitations.

- Exterior
- Interior
- Roof Exterior - Part
- Wall Exterior
- The Site

The inspection excludes areas which are affected by obstructions or where access is limited or unsafe. We do not move obstructions and building defects may not be obvious unless obstructions or unsafe conditions are removed to provide access.

Inaccessible Areas

The following areas were inaccessible:

- Areas of low roof pitch preventing full inspection.
- Ceiling Cavity - Part.
- Roof Exterior - Part
- Site - Part.
- Wall exterior due to obstructions.

Any areas which are inaccessible at the time of inspection present a high risk for undetected building defects. The client is strongly advised to make arrangements to access inaccessible areas urgently wherever possible.

Obstructions and Limitations

Building defects may be concealed by the following obstructions which prevented full inspection:

- Debris in gutters
- Ceiling linings
- Appliances and equipment

- Above safe working height
- Duct work
- External concrete or paving
- External finished ground level
- Decking
- Fixed ceilings
- Fixed Furniture - Built-in Cabinetry
- Floor coverings
- Furniture
- Insulation
- Rugs
- Stored items
- Wallpaper or Wall Coverings
- Wall linings

The presence of obstructions increases the risk of undetected defects. The client should make arrangement to remove obstructions where ever possible and re-inspect these areas as a matter of urgency. See also overall risk rating for undetected defects.

Undetected defect risk

A risk rating is provided to help you understand the degree to which accessibility issues and the presence of obstructions have limited the scope of the inspection

The risk of undetected defects is: **High**

When the risk of undetected defects medium or high we strongly recommend further inspection once access is provided or if the obstruction can be removed. Contact us for further advice.

Section D Significant Items

Safety Hazard

No evidence was found

Major Defect

No evidence was found

Minor Defect

Defects 3.01

Building: Main Building
 Location: Yard - Side
 Finding: Downpipe Base Not Properly Sealed to Stormwater Drainage
 Information:

The rainwater downpipe at the inspected location was observed to terminate into an open stormwater entry point without a proper sealed connection at the base.

A condition of this nature may allow stormwater to escape around the base of the downpipe rather than being fully directed into the drainage system. Over time, this may result in localized water ponding or saturation adjacent to the wall and footing area, which may contribute to moisture-related deterioration or ground movement if left unrectified.

It is recommended that a licensed plumber be engaged to properly connect and seal the downpipe into the stormwater drainage system and confirm that roof water is being effectively discharged away from the dwelling.



Defects 3.02

Building: Main Building

Location: Yard - Side
 Finding: Cracking - External Concrete Paving Damage Category 2 - Distinct (less than 3mm)
 Information: Distinct cracks were identified in external concrete paving. Distinct cracks are generally found in older concrete paving, and may also present as a trip hazard as consequence of an uneven or curved surface.

General age and expected deterioration of the paved areas is a common cause of this type of cracking. However, expansion and contraction of the slab may also have occurred due to environmental factors. Such factors include variable moisture and weather conditions, the presence of trees and their roots having a settling or lifting affect on the soil, or the effect of load bearing, e.g. heavy vehicles over a sustained period of time.

Cracking to this degree may also be due to poor original installation of the concrete. Factors such as poor compaction of the sub surface and/or inadequate reinforcing of the slab may create cracking and other secondary defects.

Repairs are likely to be required to prevent further cracking and to reduce hazards associated with cracking, such as tripping. Monitoring of all cracking should be conducted frequently. Always contact a building inspector should cracks widen, lengthen, or become more numerous.



Defects 3.03

Building: Main Building
 Location: All External Areas
 Finding: Window seals - deteriorated
 Information: The window seals have deteriorated and are in a generally poor condition. Due to frequent exposure to weather conditions and subsequent moisture, deterioration of window seals is expected in a property of this condition and age.

Where window seals have deteriorated, the window is no longer weather-tight; rain penetration and subsequent water damage is therefore likely to ensue. Insulation of the area against external weather conditions will also be compromised.

It is recommended that all deteriorated window seals be replaced by a general handyman or sealant expert to prevent any further damage and to restore the window to a fully functional level.



Defects 3.04

Building:	Main Building
Location:	Bedroom - Master
Finding:	Flyscreens - damaged
Information:	Upon visual inspection, we found that the flyscreen in the master bedroom is damaged. This condition could compromise insect protection and allow pests to enter through the open window, potentially affecting indoor comfort and hygiene. We recommend engaging a qualified tradesperson to repair or replace the damaged flyscreen at the earliest convenience to restore its functionality.




Defects 3.05

Building:	Main Building
Location:	Bedroom - Master
Finding:	Door stop - Missing
Information:	The door stop is missing or is inadequate to stop the door handle from damaging the wall. Although some building elements may seem irrelevant or unnecessary, all building elements play a key role in the operation and function of the overall structure

and its performance.

Re-installation or replacement of the door stop is advised as soon as possible to prevent any subsequent damage to the door or associated structures. A general handyman may be appointed to perform these works at client discretion.



Defects 3.06

Building:	Main Building
Location:	Ensuite - Master
Finding:	Shower - Damp
Information:	Damp is evident to the lower 300mm of wall to the shower alcove. This defect is quite common, and is suspected to have been caused by moisture permeating through the grouting in this area, which shows evidence of deterioration. Leaking pipes within the adjoining wall is also a possible cause.

Damp (or structural damp) refers to the presence of unwanted moisture in the structure of a building, either as the result of intrusion from outside, or condensation from within the structure. In the shower area, internal water leaks or other sources of excessive moisture are generally the cause of damp.

Unmanaged damp in the shower recess is likely to facilitate the formation and development of mould and fungi growth, decaying associated building materials and

compromising their structural integrity. It is important to address damp conditions, as the World Health Organisation notes that excess moisture leads - on almost all indoor materials - to growth of microbes such as moulds, fungi and bacteria, which subsequently emit spores and other matter into the indoor air. Exposure to these contaminants is associated with a wide range of respiratory and other health-related problems.

Consultation with a qualified plumber or bathroom specialist is advised immediately to identify the cause of damp and to perform remedial works as required. Where excessive mould growth is present, further inspection by a specialist environmental health inspector should also be considered.

Always ensure that sealant and grout is in good condition to prevent any moisture issues occurring in the future.



Defects 3.07

Building:	Main Building
Location:	Ensuite - Master
Finding:	Sealant and grouting - Deteriorated
Information:	It was noted on inspection that sealant or grout is degraded to the tiled shower alcove and or other areas of the bathroom.



Different materials and floor areas move at different rates, generally causing cracking to grout or sealant at this point. A flexible sealant is required to allow for expected expansion and contraction, while keeping the joint water tight and protective of all associated building materials.


There appears to be excessive mould to the sealant and grout which will likely require scraping out and replacement.

Flexible and mould resistant materials should be applied to affected areas to prevent any subsequent water damage that is likely to occur. Regular maintenance and replacement of damage or missing or damaged sealant and grout is highly recommended to the wet areas, as this is a regular wear and tear defect. Sealant and

grouting in areas that come into regular contact with water should be maintained for the long term care of your property.

A sealant specialist or tiling contractor should be appointed to complete these works as soon as possible





Defects 3.08

Building:	Main Building
Location:	Ensuite - Master
Finding:	Shower screen - Leaking
Information:	Leaking was evident to the ensuite's shower screen at the time of inspection. It is suspected that the leaking has occurred as a result of deteriorated or missing caulking to the shower or general ageing of the building elements.

Leaking from the shower where left unattended, is likely to lead to water damage to adjoining flooring and walls. Such damage can lead to water damage and necessitate extensive remedial works being required. Active water leaks may also create an environment that is susceptible to the formation and development of mould.

Appointment of a caulking contractor is required to repair or replace the caulking to the shower area. Such works should be performed as soon as possible to ensure that no further damage occurs.



Defects 3.09

Building:	Main Building
Location:	Garage
Finding:	Cracking to Garage Concrete Slab Floor

Information: Cracking was observed to the concrete slab floor within the garage area at the time of inspection. The cracks appear to run along sections of the slab surface and are visible adjacent to the slab edge.

Concrete slab cracking can occur due to shrinkage, minor settlement, or natural movement of the concrete over time. In most cases, cracks of this nature are relatively common in concrete slabs; however, if they widen or allow moisture ingress, they may contribute to gradual deterioration of the slab surface.

It is recommended that the cracks be monitored for any signs of progression. If the cracks widen or show signs of ongoing movement, a qualified concreter should be consulted to assess the slab and carry out appropriate repairs, which may include cleaning and sealing the cracks to minimise moisture penetration and further deterioration.



Defects 3.10

Building: Main Building
 Location: Kitchen
 Finding: One Stove Burner Not Operating
 Information:

At the time of the inspection, one of the stove burners was found to be not operating when tested.

A non-functioning burner may indicate a fault with the burner component, ignition system, gas supply to that burner, or a blockage within the burner assembly. Malfunctioning cooking appliances can affect the usability of the appliance and may require servicing to restore proper operation.

It is recommended that a licensed gas fitter or appliance technician be engaged to inspect the stove, diagnose the issue with the affected burner, and carry out the necessary repairs or servicing as required.



Defects 3.11

Building:	Main Building
Location:	Kitchen
Finding:	Tap - Water hammer
Information:	The kitchen sink tap shows evidence of water hammer being present. Water hammer, a pressure surge resulting when a fluid is forced to suddenly change direction, is a common defect in plumbing fittings, particularly those that are aged and not frequently maintained. Water hammer is generally caused by factors that create high water pressure in the affected plumbing fixture, usually evidenced by a faint banging noise during operation of the affected tap.

Although water hammer is generally considered to be a minor defect, subsequent damage such as erosion of tap hardware and/or water damage to associated building elements is likely to occur if left unmanaged.

A licensed plumber should be appointed as soon as possible to replace any affected tap hardware and perform any remedial works as necessary. Please be advised that the appointment of a cabinet maker or qualified carpenter may be necessary if water damage to associated building elements has occurred.



Defects 3.12

Building: Main Building
 Location: Alfresco
 Finding: Defective Sliding Door Lock – Dining Room to alfresco
 Information: The sliding door leading from the dining room to the alfresco area does not latch securely, preventing it from locking properly. The locking mechanism requires excessive force to engage, indicating potential misalignment, internal wear, or damage to the latch or strike plate.

A faulty lock compromises security, making it easier for unauthorised access and increasing the risk of damage to the door hardware due to repeated forceful operation. Continued use in this condition may lead to further deterioration, potentially rendering the lock completely inoperative.

It is recommended that a qualified tradesperson inspect and rectify the issue by adjusting the alignment of the door and strike plate, lubricating or replacing the locking mechanism as necessary, and ensuring smooth and secure operation.



Defects 3.13

Building: Main Building
 Location: Bathroom 2

Finding: Noisy Exhaust Fan in bathroom 2

Information: The exhaust fan in the 2nd bathroom s producing excessive noise during operation, which indicates a potential issue with its motor, fan blades, or overall mechanism. The unusual noise disrupts the intended function of the fan and may suggest that it is either clogged, in need of maintenance, or nearing the end of its operational lifespan.

This issue may reduce the efficiency of the exhaust fan, leading to inadequate ventilation in the en-suite, which could contribute to moisture buildup and potential issues such as mold or mildew growth. A noisy fan is also generally less effective at expelling humid air, which could affect the overall air quality and comfort of the space.

It is recommended that a qualified technician inspect and service the exhaust fan to determine the cause of the noise. If necessary, the fan should be repaired or replaced to restore proper ventilation and ensure the en-suite remains well-ventilated and free of excess moisture.



Defects 3.14

Building: Main Building

Location: Bathroom 2

Finding: Tap - Loose

Information: The vanity sink tap has not been installed correctly, or has deteriorated with age, and is consequently loose. This tap being loose creates potential for water leaks and subsequent water damage to the surrounding area.

Where taps or spouts are loose, a qualified plumber should be appointed to re-fix the plumbing fitting.



Defects 3.15

Building:	Main Building
Location:	Bathroom 2
Finding:	Shower - Damp
Information:	Damp is evident to the lower 300mm of wall to the shower alcove. This defect is quite common, and is suspected to have been caused by moisture permeating through the grouting in this area, which shows evidence of deterioration. Leaking pipes within the adjoining wall is also a possible cause.

Damp (or structural damp) refers to the presence of unwanted moisture in the structure of a building, either as the result of intrusion from outside, or condensation from within the structure. In the shower area, internal water leaks or other sources of excessive moisture are generally the cause of damp.

Unmanaged damp in the shower recess is likely to facilitate the formation and development of mould and fungi growth, decaying associated building materials and compromising their structural integrity. It is important to address damp conditions, as the World Health Organisation notes that excess moisture leads - on almost all indoor materials - to growth of microbes such as moulds, fungi and bacteria, which subsequently emit spores and other matter into the indoor air. Exposure to these contaminants is associated with a wide range of respiratory and other health-related problems.

Consultation with a qualified plumber or bathroom specialist is advised immediately to identify the cause of damp and to perform remedial works as required. Where excessive mould growth is present, further inspection by a specialist environmental health inspector should also be considered.

Always ensure that sealant and grout is in good condition to prevent any moisture issues occurring in the future.



Defects 3.16

Building: Main Building
 Location: Bathroom 2
 Finding: Shower Floor Waste Recessed Below Tile Level and Not Properly Supported
 Information:

The shower floor waste was observed to be recessed below the surrounding tile surface at the time of inspection. The drain fitting appears to have dropped within the waste opening rather than sitting flush with the finished tile surface. The sealant around the waste also appears deteriorated and uneven.

A floor waste should be properly supported and installed so that the flange sits flush with the surrounding tiles to allow an effective waterproof seal. When the waste becomes recessed below tile level, it becomes difficult to maintain a watertight seal around the drain and water may accumulate around the perimeter. Over time, this condition may allow moisture to penetrate beneath the tiled surface and contribute to deterioration of the underlying substrate if not rectified.

It is recommended that a licensed plumber be engaged to inspect the shower waste assembly and determine why the fitting has dropped below the tile level. Rectification may involve resetting or replacing the waste fitting so that it sits flush with the surrounding tiles, followed by proper sealing with an appropriate sanitary-grade sealant to restore the watertight integrity of the shower floor.




Defects 3.17

Building: Main Building
Location: Gutters
Finding: Gutters - Partially Blocked
Information: Sections of the external gutters were partially blocked with debris, soil and leaves. Roof plumbing structures, such as guttering and downpipes, should be free of all debris to prevent blockages. Blockages of the guttering and downpipes will lead to pooling and accumulated water overflows, which is likely to subsequently flood eaves and exterior walls.

Where gutter guard is installed regular maintenance should include cleaning out any debris which may rest on top of or filter through the gutter guard.

Blocked gutters are likely to lead to high levels of moisture in the affected areas. Such moisture will not only cause rust and decay of the associated building materials, but can also provide conditions that are conducive to termite and timber pest activity. Blockages in gutters should therefore be removed immediately to ensure dry conditions are maintained.

Consult a Licensed Plumber for further specific advice on remedial works that may be required. In the interim, it is highly advised that blocked gutters be removed by the homeowner or a general handyperson as a matter of urgency.



Defects 3.18

Building: Main Building
Location: Roof Exterior
Finding: Multiple Broken and Dislodged Roof Tiles Presenting Risk of Water Ingress
Information:

Multiple roof tiles were observed to be broken, chipped, or displaced at the time of inspection. In addition, several areas of the tiled roof covering were noted where the tiles were not sitting flush with one another, resulting in visible gaps between the tiles.

Broken or misaligned roof tiles can compromise the roof’s ability to effectively shed rainwater and may allow water ingress into the roof space during wet weather conditions. If left unrectified, this condition may contribute to moisture penetration, deterioration of roof timbers, and potential internal ceiling damage over time.

It is recommended that a licensed roofing contractor be engaged as a matter of priority to carry out a comprehensive inspection of the entire roof covering. Any broken or chipped tiles should be replaced, and all displaced or misaligned tiles should be properly repositioned and secured to ensure the roof covering remains weatherproof and functioning as intended.





Defects 3.19

Building:	Main Building
Location:	Roof Void
Finding:	Bathroom Exhaust Fans Not Ducted to External Atmosphere
Information:	The exhaust fans installed in the bathrooms were observed to be discharging directly into the roof cavity rather than being ducted to the external atmosphere. This configuration does not comply with best practice ventilation standards, as it allows moist air to accumulate within the roof space.

Prolonged moisture build-up in the roof cavity can lead to elevated humidity levels, which may contribute to mould growth, timber decay, and potential damage to insulation or other roof components over time.

It is recommended that a licensed ventilation specialist or electrician be engaged to install compliant ducting that vents the exhaust air to the outside of the building, in accordance with current building regulations and ventilation standards.



Section D Significant Items

D4 Further Inspections

We advise that you seek additional specialist inspections from a qualified and, where appropriate, licensed

- As identified in summary and defect statements
- Termite and Timber Pest Technician / Licensed Pest Controller

Jim's Building Inspections can put you in contact with qualified and licensed providers of these and other trades services. Please contact your inspector for recommendations, or visit www.jims.net.

D5 Conclusion - Assessment of overall condition of property

- Upon inspection, the 4-bedroom dwelling was found to be in fair condition relative to other buildings of a similar age. However, multiple maintenance defects were identified as listed in the body of this report that require urgent attention to prevent them from developing into more significant issues. It is crucial that these defects be addressed promptly to maintain the overall condition of the property.

It is strongly recommended that the client engage the appropriate qualified tradespeople, as outlined in the defect statements, to carry out the necessary repairs and maintenance as soon as possible.

Several obstructions and limitations were present at the time of inspection, restricting access and visibility in certain areas. These impediments affected the ability to conduct a fully comprehensive assessment. The client is advised to clear these obstructions and arrange a follow-up inspection to ensure all areas are thoroughly inspected.

Disclaimer

This report is based on a visual inspection of accessible areas and is reflective of the conditions observed at the time of inspection. Some issues may not be visible or detectable due to existing obstructions, limitations, or the inherent nature of building materials and construction methods. As a visual inspection, this assessment is limited to the conditions observed during the inspection period, and as such, cannot account for potential changes or developments occurring after the inspection date. Once the inspection is complete and the report is issued, it should be noted that it represents the status of the property at that moment in time and may not reflect any subsequent changes.

Particularly regarding external elements such as concrete paving and outdoor drainage systems, evaluations are inherently limited when conducted in dry conditions, and it may not be possible to assess the complete drainage performance or identify water pooling issues that could become evident in periods of rainfall. Although a spirit level was used to check multiple areas of the paving for slope, this method cannot account for each and every point across the paving, nor can it replicate the effects of heavy rain. Thus, without rainfall during the inspection, any potential drainage issues or water pooling along the perimeter cannot be fully anticipated.

Furthermore, this report notes that various wet areas, such as showers, may not have been used for extended periods. While moisture testing was conducted at accessible locations, prolonged inactivity can obscure potential leaks or hidden defects, as some issues may only manifest after sustained use. Therefore, issues related to inactive wet areas may require ongoing observation over time to ensure that any potential problems can be identified and addressed.

Any recommendations provided herein are made to the best of professional judgment, based on current observations, and should not be considered exhaustive of all potential defects or maintenance needs. It is recommended that clients undertake regular inspections and proactive maintenance, particularly of exterior elements and areas exposed to environmental factors, to support the ongoing integrity of the property and to address potential issues that may arise under varying conditions. Regular professional evaluations can help ensure that the property's condition is maintained over time, especially as weather and usage patterns fluctuate.


For further information, advice and clarification please contact Mohamed Khattab on: 0477 660 118

Section D Significant Items

The following items were noted as - For your information

Noted Item

Building: Main Building
 Location: All Areas
 Finding: Obstructions and Limitations - Interior
 Information: These photographs are an indication of the obstructions and limitations which impeded the inspection of the internal areas of the property at the time of inspection. These obstructions can hide an array of defects and should be removed to allow full inspection to be carried out. A re-inspection is recommended once the areas are made accessible.



Noted Item

Building: Main Building
 Location: Roof Void
 Finding: Obstructions and Limitations - roof cavity
 Information: These photographs are an indication of the obstructions and limitations which impeded the inspection of the roof cavity area of the property at the time of inspection.

These obstructions can hide an array of defects and should be removed to allow full inspection to be carried out. A re-inspection is recommended once the areas are made accessible.



Noted Item

Building:	Main Building
Location:	All External Areas
Finding:	Obstructions and Limitations - Exterior
Information:	These photographs are an indication of the obstructions and limitations which impeded the inspection of the external areas of the property at the time of inspection. These obstructions can hide an array of defects and should be removed to allow full inspection to be carried out. A re-inspection is recommended once the areas are made accessible.



Definitions to help you better understand this report

Access hole (cover)	An opening in flooring or ceiling or other parts of a structure (such as service hatch, removable panel) to allow for entry to carry out an inspection, maintenance or repair.
Accessible area	An area of the site where sufficient, safe and reasonable access is available to allow inspection within the scope of the inspection.
Appearance defect	Fault or deviation from the intended appearance of a building element.
Asbestos-Containing Material (ACM)	Asbestos-containing material (ACM) means any material or thing that, as part of its design, contains asbestos.
Building element	A portion of a building that, by itself or in combination with other such parts, fulfils a characteristic function. NOTE: For example supporting, enclosing, furnishing or servicing building space.
Client	The person or other entity for whom the inspection is being carried out.
Defect	Fault or deviation from the intended condition of a material, assembly, or component.
Detailed assessment	An assessment by an accredited sampler to determine the extent and magnitude of methamphetamine contamination in a property.
Inspection	Close and careful scrutiny of a building carried out without dismantling, in order to arrive at a reliable conclusion as to the condition of the building.
Inspector	Person or organisation responsible for carrying out the inspection.
Limitation	Any factor that prevents full or proper inspection of the building.
Major defect	A defect of sufficient magnitude where rectification has to be carried out in order to avoid unsafe conditions, loss of utility or further deterioration of the property.
Methamphetamine	An amphetamine-type stimulant that is highly addictive. Methamphetamine is a controlled substance, classified as a Class A (very high-risk) drug under the Misuse of Drug Act. This term is used as a grouping term to include all substances screened for, specifically: Ephedrine, Pseudoephedrine, Amphetamine, Methamphetamine, MDA and MDMA.
Methamphetamine contamination	A property or part of a property where the level of methamphetamine has been tested in accordance with this standard and found to exceed 0.5 micrograms/100 cm ² (Residential) or 10 micrograms/100 cm ² (Commercial).

Methamphetamine production/manufacture	The manufacture of methamphetamine, including processing, packaging, and storage of methamphetamine and associated chemicals.
Minor defect	A defect other than a major defect.
Roof space/Roof void	Space between the roof covering and the ceiling immediately below the roof covering.
Screening assessment	An assessment by a screening sampler to determine whether or not methamphetamine is present.
Serviceability defect	Fault or deviation from the intended serviceability performance of a building element.
Significant item	An item that is to be reported in accordance with the scope of the inspection.
Site	Allotment of land on which a building stands or is to be erected.
Structural defect	Fault or deviation from the intended structural performance of a building element.
Structural element	Physically distinguishable part of a structure. NOTE: For example wall, columns, beam, connection.
Subfloor space	Space between the underside of a suspended floor and the ground.
Urgent and Serious Safety Hazards	Building elements or situations that present a current or immediate potential threat of injury or disease to persons.

Terms on which this report was prepared

This report is based on the condition of the property at the time of inspection. We strongly recommend re-inspection 30 days after this report is issued as the general condition of the property is likely to have changed, including the extent of defects described and instance of potential undetected defects.

This report has been prepared in accordance with and subject to the pre-inspection agreement in place between the parties, which forms part of this Report.

This Report is prepared for the client identified above and may not be relied on by any other person without our express permission or by the purchase of this Report on our website.

SPECIAL ATTENTION SHOULD BE GIVEN TO THE SCOPE, LIMITATIONS AND EXCLUSIONS IN YOUR PRE-INSPECTION AGREEMENT AND THIS REPORT

Any of the exclusions or limitations identified for this Report may be the subject of a special-purpose inspection which we recommend being undertaken by an appropriately qualified inspector

RELIANCE AND DISCLOSURE

This report has been prepared based on conditions at the time of the report.

We own the copyright in this report and may make it available to third parties.

If your Property is in the Australian Capital Territory, you acknowledge we will make certain information about this Report available to the ACT Government for inclusion in the building and pest inspections public register if required under the *Civil Law (Sale of Residential Property) Act 2003*. This will include the fact the report has been prepared, the Property street address, date of the inspection, the name of the person who prepared the report and (if applicable) the entity that employs them.

UNDETECTED DEFECT RISK RATING

If this Report has identified a medium or high-risk rating for undetected defects, we strongly recommend a further inspection of areas that were inaccessible. This may include an invasive inspection that requires the removal or cutting of walls, floors or ceilings.

If the Property has been vacant for a period of time, moisture levels or leaks may not be detectable at the time of the inspection because often only frequent use of water pipes (showers, taps etc) result in a leak being identifiable. We advise further testing on pipes and water susceptible areas (such as the bathroom and laundry) after more frequent use has occurred.

IMPORTANT SAFETY INFORMATION:

This is not a report by a licensed plumber or electrician. We recommend a special-purpose report to detect substandard or illegal plumbing and electrical work at the Property

This is not a smoke alarm report. We recommend all existing detectors in the Property be tested and advice sought as to the suitability of number, placement and operation.

This is not a pest report. As termites are widespread throughout mainland Australia we recommend annual timber pest inspections.

This is not an asbestos report. There are potential products in the Property containing asbestos that will not be identified in this report. In order to accurately identify asbestos, we recommend performing an asbestos inspection, particularly for buildings built prior to 1988.

This is not a report on safety glass. Glazing in older homes may not reflect current standards and may cause significant injury if damaged. Exercise caution around the glass in older homes.

This is not a report on window opening restrictions. We have not inspected window opening restrictors. Window openings in older buildings may not reflect current standards and can be a potential risk. Window opening restrictors are advised for all second story or above windows with sill heights below 900mm. Some states make this a mandatory requirement. Owners should enquire of their local and state requirements to ensure compliance.

This is not a report on pool safety. If a swimming pool is present it should be the subject to a special purpose pool inspection.

External Timber Structures - Balcony and Decks. It is strongly recommended that a Structural Engineer is required to assess distributed load capacity of external timber structures such as balconies and decks, alerting users of the load capacity. Regular maintenance and inspections by competent practitioners to assess the ongoing durability of exposed external timber structures are needed.

This is not a Group Titled Property Report as per AS4349.2. If you require a report for a Group Titled Property as per this standard, please seek a separate inspection for Group Titled Properties.

MOISTURE

The identification of moisture, dampness or the evidence of water penetration is dependent on the weather conditions at the time an inspection. The absence of dampness identified in this Report does not necessarily mean the Property will not experience some damp problems in other weather conditions or that roofs, walls or wet areas are watertight.

Where the evidence of water penetration is identified we recommend detailed investigation of waterproofing in the surrounding area monitoring of the affected area over a period of time to fully detect and assess the cause of dampness.

MAINTENANCE OF THE PROPERTY

This Report is not a warranty or an insurance policy against problems developing with the Property in the future. Accordingly, a preventative maintenance program should be implemented which includes systematic inspections, detection and prevention of issues. Please contact the inspector who carried out this inspection for further advice.

NO CERTIFICATION

- a) The Property has been compared to others of a similar age, construction type and method that had an acceptable level of basic maintenance completed.
- b) We don't advise you about title, ownership or other legal matters like easements, restrictions, covenants and planning laws. None of our inspections constitutes approval by a Building Surveyor, a certificate of occupancy or compliance with any law, regulation or standard, including any comment on whether the Property complies with current Australian Standards, Building Regulations or other legislative requirements.

RECTIFICATION COSTS

We don't provide advice on the costs of rectification or repair unless specifically identified in the scope of the Report. Any cost advice provided verbally or in this report must be taken as of a general nature and is not to be relied on. Actual costs depend on the quality of materials, the standard of work, what price a contractor is prepared to do the work for and may be contingent on approvals, delays and unknown factors associated with third parties. No liability is accepted for costing advice.