



Building and Timber Pest Inspection Report

Inspection Date: Wed, 11 Mar 2026

Property Address: 20 Grevillea Pl, Swan Bay NSW 2471,
Australia



Contents

	The Parties
Section A	Results of inspection - summary
Section B	General
Section C	Accessibility
Section D	Significant Items
Section E	Additional comments
Section F	Annexures to this report

Definitions to help you better understand this report

Terms on which this report was prepared

Special conditions or instructions

If you have any queries with this report or require further information, please do not hesitate to contact the person who carried out the inspection.

This Report has been prepared in accordance with the pre-inspection agreement in place between the parties set out below, which set out the purpose and scope of the inspection, and the significant items that will be reported on. This Report reflects the opinion of the inspector based on the documents that have been provided. This Report should be read in its entirety and in the context of the agreed scope of Services. If there is a discrepancy between the summary findings and the body of the Report, the body of the Report will prevail. We recommend that you should promptly implement any recommendation or advice in this Report, including recommendations of further inspections by another specialist. If you have any queries with this Report or require further information, please do not hesitate to contact the person who carried out the inspection. This Report contains reference to material that is the copyright of Standards Australia reproduced under agreement with SAI Global to Jim's Building Inspections (Australia).

Original Inspection Date: Wed, 11 Mar 2026

Modified Date: Thu, 12 Mar 2026

The Parties

Name of the Client:

Name of the Principal(if Applicable):

Job Address: 20 Grevillea Pl, Swan Bay NSW 2471, Australia

Client's Email Address:

Client's Phone Number:

Consultant: Dean Huxley Ph: 0410 535 121
Email: Yamba@jimsbuildinginspections.com.au

Company Name: Jim's Building Inspections (Yamba)

Company Address and Postcode: Yamba 2464

Company Email: Yamba@jimsbuildinginspections.com.au

Company Contact Numbers: 0410 535 121

Special conditions or instructions

A report may be conditional on information provided by the person, agents or employees of the person requesting the report, apparent concealment of possible defects and a range of other factors

The following apply: This report should be read in its entirety, including all defect statements referenced by pictures in full, to understand the report completely. Should you have any difficulty in understanding anything contained with in this report then you should contact the inspector and have the matter explained to you prior to acting on this report.

Section A Results of Inspection - summary

A summary of your inspection is outlined below; please also refer to the Report.

	Found	Not Found
Safety Hazard		✓
Major Defect		✓
Minor Defect	✓	
Live Timber Pest Activity		✓
Timber Pest Damage		✓
Conditions Conducive to Timber Pest Activity	✓	
Evidence of fungal decay activity and/or damage		✓
Evidence of wood borer activity and/or damage		✓
Evidence of a previous termite management program	✓	

Overall Condition (Building)

In summary, the building, compared to others of similar age and construction is in good condition with some minor defects found.

Overall Condition (Timber Pest)

In summary, the building, compared to others of similar age and construction is moderately susceptible to timber pests. A current termite treatment is in place. Minimum 12 monthly inspections should be carried out.

Section B General

General description of the property

Building Type	Residential, Rural
Company or Strata title	No
Floor	Concrete
Furnished	Unfurnished
No. of bedrooms	4
Occupied	Unoccupied
Orientation	East
Other Building Elements	Carport, Porch, Water Tanks
Other Timber Bldg Elements	Architectural Trims, Architraves, Door Frames, Doors, Skirting Boards
Roof	Steel Framed, Corrugated Iron (e.g. Colourbond)
Storeys	Single
Walls	Brick Veneer (Steel Framed)
Weather	Fine

Section C Accessibility

Areas Inspected

The following areas were inspected. As documented in your Pre-Inspection Agreement, obstructions and limitations to the accessible areas for inspection are to be expected in any inspection. Refer also to our listing of obstructions and limitations.

- Exterior
- Interior
- Posts
- Roof Exterior - Part
- Roof Void - Part
- Wall Exterior

The inspection excludes areas which are affected by obstructions, where access is limited or unsafe. We do not move obstructions and defects, timber pest activity or conditions conducive to these may not be obvious unless they are removed.

Inaccessible Areas

The following areas were inaccessible:

- Areas of low roof pitch preventing full inspection.
- Ceiling Cavity - Part.
- Roof Exterior - Part
- Site - Part.

Any areas which are inaccessible at the time of inspection present a high risk for undetected defects and timber pest activity and conditions conducive to these. The client is advised to make inaccessible areas accessible wherever possible for re-inspection.

Obstructions and Limitations

Building defects, termite and timber pest activity as well as conditions conducive to both, may be concealed by the following obstructions which prevented full inspection:

- Above safe working height
- Appliances and equipment

- Areas of low roof pitch preventing full inspection
- Ceiling cavity inspection was obstructed by approximately 50% due to obstructions like insulation, ducting and poor clearance or access restrictions.
- Ceiling linings
- Debris in gutters
- External concrete or paving
- External finished ground level
- Fixed ceilings
- Fixed Furniture - Built-in Cabinetry
- Floor coverings
- Insulation
- Sarking
- Solar Panels
- Wall linings

The presence of obstructions increases the risk of undetected building defects, timber pest activity and conditions conducive to these. The client should make arrangement to remove obstructions where ever possible and re-inspect these areas urgently.

Undetected defect risk (Building)

A risk rating is provided to help you understand the degree to which accessibility issues and the presence of obstructions have limited the scope of the inspection

The risk of undetected defects is: **Medium**

When the risk of undetected defects is medium or high we strongly recommend further inspection once access is provided or if the obstruction can be removed. Contact us for further advice.

Undetected defect risk (Timber Pest)

A risk rating is provided to help you understand the degree to which accessibility issues and the presence of obstructions have limited the scope of the inspection

The risk of undetected defects is: **Low**

When the risk of undetected defects is medium or high we strongly recommend further inspection once access is provided or if the obstruction can be removed. Contact us for further advice.

Section D Significant Items

Safety Hazard

No evidence was found


Major Defect

No evidence was found

Minor Defect

Finding 3.01



Building:	Main Building
Location:	Toilet (WC)
Finding:	Toilet Door Catching on Floor Tiles
Information:	The toilet door was observed catching on the floor tiles during normal operation. Possible causes include minor movement of the building structure, door misalignment, swelling of the door due to moisture, or settlement affecting the door frame. If left unaddressed, the issue may worsen and lead to damage to the door, tiles, or door hardware. Preventative measures include maintaining door hardware and ensuring door frames remain properly aligned. Adjustment, repair, or trimming of the door should be carried out by a licensed carpenter or suitably qualified contractor.




Finding 3.02

Building:	Main Building
Location:	Concrete porch around building
Finding:	Multiple Minor Cracks Identified to Concrete Patio Around Building
Information:	Multiple minor cracks were identified in the concrete patio areas around the building. Cracking of this nature can occur in concrete due to natural shrinkage during the curing process, minor ground movement, or normal settlement of the supporting

ground. Such cracking can occur even in relatively new concrete and is a common occurrence. Preventative measures include maintaining stable ground conditions. Any repairs, if considered necessary, should be carried out by a licensed concreter or builder.





Finding 3.03

Building:	Main Building
Location:	Laundry sliding door
Finding:	Impact Damage to Tiled Sill Outside Laundry
Information:	Impact-related damage was identified to the tiled sill outside the laundry. Possible causes include accidental impact from foot traffic, moving items, or external objects striking the tiled surface. If left unaddressed, the damage may worsen and allow moisture penetration or further deterioration of the surrounding tiles and substrate. Preventative measures include avoiding heavy impact to tiled surfaces and maintaining surrounding finishes. Repairs or replacement of the affected tiles should be carried out by a qualified tiler or suitably licensed contractor.



Finding 3.04

Building:	Main Building
Location:	Rear wall
Finding:	Loose Half Brick to Top of Rear Wall
Information:	A loose half brick was identified at the top of the rear wall approximately halfway along the wall. Possible causes include deterioration of the mortar, minor movement within the wall structure, or poor installation. If left unaddressed, the brick may become further loosened and allow continued deterioration of the surrounding mortar joint. Preventative measures include maintaining mortar joints. Re-bedding and securing of

the loose brick should be carried out by a qualified bricklayer or suitably qualified handyman.



Finding 3.05

Building: Main Building

Location: Roof

Finding: Insufficient Fall to Front and Rear Right-Hand Side Gutters

Information: The front and rear right-hand side gutters were observed to have insufficient fall, resulting in approximately 10 mm of standing water within the gutters at the time of inspection. Standing water in gutters can contribute to accelerated deterioration of the guttering, accumulation of debris, and potential overflow during heavy rainfall. Preventative measures include ensuring gutters are correctly aligned and maintained to allow adequate drainage toward downpipes. Adjustment or re-falling of the affected gutters should be carried out by a licensed roofing plumber or suitably qualified contractor.





Live Timber Pest Activity

No evidence was found

Timber Pest Damage

No evidence was found

Conditions Conducive to Timber Pest Activity

Finding 6.01

Building:	Yard
Location:	Yard
Finding:	Timber in Contact with Ground Around Yard
Information:	Timber elements were identified in direct contact with the ground in areas around the yard. Timber in contact with the ground is considered a condition conducive to termite attack and timber decay due to ongoing moisture exposure. If left unaddressed, the timber may deteriorate further and increase the risk of timber pest activity. Preventative measures include maintaining adequate ground clearance between timber and soil and ensuring surrounding areas are kept dry and well maintained. Rectification works should be carried out by a suitably qualified handyman or relevant contractor.





Evidence of fungal decay activity and/or damage

No evidence was found

Evidence of wood borer activity and/or damage

No evidence was found

Section D Significant Items

D4 Further Inspections

We advise that you seek additional specialist inspections from a qualified and, where appropriate, licensed

- Not Applicable

Jim's Building Inspections can put you in contact with qualified and licensed providers of these and other trades services. Please contact your inspector for recommendations, or visit www.jims.net.

D5 Conclusion - Assessment of overall condition of property

- At the time of inspection, the property was found to be in good condition when compared to buildings of similar age, type of construction and location.

I recommend reading this report in detail and acting on all recommendations

For further information, advice and clarification please contact Dean Huxley on: 0410 535 121

Section D Significant Items

The following items were noted as - For your information

Noted Item

Building: Main Building
Location: All Areas
Finding: Additional Photos - Obstructions and Limitations
Information: These photographs are an indication of the obstructions and limitations which impeded full inspection of the area at the time of inspection. These obstructions can hide an array of defects and should be removed to allow full inspection to be carried out. A re-inspection is recommended once the areas are made accessible.





The following items were noted as - Evidence of a previous termite management program

Noted Item

- Building: Main Building
- Location: Right hand side wall in meter box
- Finding: Evidence of a previous termite management system was identified
- Information: There are a number of factors which indicate the presence of a previously installed or applied termite barrier. The most common are a durable notice (to the inside of your meter box) observable physical barriers installed to building perimeter and in ground reticulation systems.

Where a Termite Management System has been identified you should refer to the type of barrier date of installation warranty conditions and any documentation provided by a builder or past owner. Consult the company who installed the barrier to confirm whether the system is still under warranty.

Most chemical termite management systems expire and require replenishment and all physical systems are primarily designed to prevent concealed entry.



Definitions to help you better understand this report

Access hole (cover)	An opening in flooring or ceiling or other parts of a structure (such as service hatch, removable panel) to allow for entry to carry out an inspection, maintenance or repair.
Accessible area	An area of the site where sufficient, safe and reasonable access is available to allow inspection within the scope of the inspection.
Appearance defect	Fault or deviation from the intended appearance of a building element.
Asbestos-Containing Material (ACM)	Asbestos-containing material (ACM) means any material or thing that, as part of its design, contains asbestos.
Building element	A portion of a building that, by itself or in combination with other such parts, fulfils a characteristic function. NOTE: For example supporting, enclosing, furnishing or servicing building space.
Client	The person or other entity for whom the inspection is being carried out.
Conditions Conducive to Termite Activity	Noticeable building deficiencies or environmental factors that may contribute to the presence of Termites.
Defect	Fault or deviation from the intended condition of a material, assembly, or component.
Detailed assessment	An assessment by an accredited sampler to determine the extent and magnitude of methamphetamine contamination in a property.
Inspection	Close and careful scrutiny of a building carried out without dismantling, in order to arrive at a reliable conclusion as to the condition of the building.
Inspector	Person or organisation responsible for carrying out the inspection.
Instrument Testing	Where appropriate the carrying out of Tests using the following techniques and instruments: (a) electronic moisture detecting meter - an instrument used for assessing the moisture content of building elements (b) stethoscope - an instrument used to hear sounds made by termites within building elements (c) probing - a technique where timber and other materials/areas are penetrated with a sharp instrument (e.g. bradawl or pocket knife), but does not include probing of decorative timbers or finishes, or the drilling of timber and trees and (d) sounding - a technique where timber is tapped with a solid object. (e) T3I - an instrument used to detect movement, moisture and changes in temperature within timber
Limitation	Any factor that prevents full or proper inspection of the building.
Major defect	A defect of sufficient magnitude where rectification has to be carried

	out in order to avoid unsafe conditions, loss of utility or further deterioration of the property.
Methamphetamine	An amphetamine-type stimulant that is highly addictive. Methamphetamine is a controlled substance, classified as a Class A (very high-risk) drug under the Misuse of Drug Act. This term is used as a grouping term to include all substances screened for, specifically: Ephedrine, Pseudoephedrine, Amphetamine, Methamphetamine, MDA and MDMA.
Methamphetamine contamination	A property or part of a property where the level of methamphetamine has been tested in accordance with this standard and found to exceed 0.5 micrograms/100 cm ² (Residential) or 10 micrograms/100 cm ² (Commercial).
Methamphetamine production/manufacture	The manufacture of methamphetamine, including processing, packaging, and storage of methamphetamine and associated chemicals.
Minor defect	A defect other than a major defect.
Roof space/Roof void	Space between the roof covering and the ceiling immediately below the roof covering.
Screening assessment	An assessment by a screening sampler to determine whether or not methamphetamine is present.
Serviceability defect	Fault or deviation from the intended serviceability performance of a building element.
Significant item	An item that is to be reported in accordance with the scope of the inspection.
Site	Allotment of land on which a building stands or is to be erected.
Structural defect	Fault or deviation from the intended structural performance of a building element.
Structural element	Physically distinguishable part of a structure. NOTE: For example wall, columns, beam, connection.
Subfloor space	Space between the underside of a suspended floor and the ground.
Subterranean Termite Management Proposal	A written proposal in accordance with Australian Standard AS 3660.2 to treat a known subterranean termite infestation and/or manage the risk of concealed subterranean termite access to buildings and structures.
Termites	Wood destroying insects belonging to the order 'Isoptera' which commonly attack seasoned timber.
Tests	Additional attention to the visual examination was given to those accessible areas which the consultant's experience has shown to be

particularly susceptible to attack by Termites. Instrument Testing of those areas and other visible accessible timbers/materials/areas showing evidence of attack was performed.

Timber Pest Activity	Tell-tale signs associated with 'active' (live) and/or 'inactive' (absence of live) Timber Pests at the time of inspection.
Timber Pest Attack	Timber Pest Activity and/or Timber Pest Damage.
Timber Pest Damage	Noticeable impairments to the integrity of timber and other susceptible materials resulting from an attack by Timber Pests.
Urgent and Serious Safety Hazards	Building elements or situations that present a current or immediate potential threat of injury or disease to persons.

Terms on which this report was prepared

This report is based on the condition of the property at the time of inspection. We strongly recommend re-inspection 30 days after this report is issued as the general condition of the property is likely to have changed, including the extent of defects described and instance of potential undetected defects.

This report has been prepared in accordance with and subject to the pre-inspection agreement in place between the parties, which forms part of this Report.

This Report is prepared for the client identified above and may not be relied on by any other person without our express permission or by the purchase of this Report on our website.

SPECIAL ATTENTION SHOULD BE GIVEN TO THE SCOPE, LIMITATIONS AND EXCLUSIONS IN YOUR PRE-INSPECTION AGREEMENT AND THIS REPORT

Any of the exclusions or limitations identified for this Report may be the subject of a special-purpose inspection which we recommend being undertaken by an appropriately qualified inspector

RELIANCE AND DISCLOSURE

This report has been prepared based on conditions at the time of the report.

We own the copyright in this report and may make it available to third parties.

If your Property is in the Australian Capital Territory, you acknowledge we will make certain information about this Report available to the ACT Government for inclusion in the building and pest inspections public register if required under the *Civil Law (Sale of Residential Property) Act 2003*. This will include the fact the report has been prepared, the Property street address, date of the inspection, the name of the person who prepared the report and (if applicable) the entity that employs them.

UNDETECTED DEFECT RISK RATING

If this Report has identified a medium or high-risk rating for undetected defects, we strongly recommend a further inspection of areas that were inaccessible. This may include an invasive inspection that requires the removal or cutting of walls, floors or ceilings.

If the Property has been vacant for a period of time, moisture levels or leaks may not be detectable at the time of the inspection because often only frequent use of water pipes (showers, taps etc) result in a leak being identifiable. We advise further testing on pipes and water susceptible areas (such as the bathroom and laundry) after more frequent use has occurred.

IMPORTANT SAFETY INFORMATION:

This is not a report by a licensed plumber or electrician. We recommend a special-purpose

report to detect substandard or illegal plumbing and electrical work at the Property

This is not a smoke alarm report. We recommend all existing detectors in the Property be tested and advice sought as to the suitability of number, placement and operation.

This is not an asbestos report. There are potential products in the Property containing asbestos that will not be identified in this report. In order to accurately identify asbestos, we recommend performing an asbestos inspection, particularly for buildings built prior to 1988.

This is not a report on safety glass. Glazing in older homes may not reflect current standards and may cause significant injury if damaged. Exercise caution around the glass in older homes.

This is not a report on window opening restrictions. We have not inspected window opening restrictors. Window openings in older buildings may not reflect current standards and can be a potential risk. Window opening restrictors are advised for all second story or above windows with sill heights below 900mm. Some states make this a mandatory requirement. Owners should enquire of their local and state requirements to ensure compliance.

This is not a report on pool safety. If a swimming pool is present it should be the subject to a special purpose pool inspection.

External Timber Structures - Balcony and Decks. It is strongly recommended that a Structural Engineer is required to assess distributed load capacity of external timber structures such as balconies and decks, alerting users of the load capacity. Regular maintenance and inspections by competent practitioners to assess the ongoing durability of exposed external timber structures are needed.

This is not a Group Titled Property Report as per AS4349.2. If you require a report for a Group Titled Property as per this standard, please seek a separate inspection for Group Titled Properties.

MOISTURE

The identification of moisture, dampness or the evidence of water penetration is dependent on the weather conditions at the time an inspection. The absence of dampness identified in this Report does not necessarily mean the Property will not experience some damp problems in other weather conditions or that roofs, walls or wet areas are watertight.

Where the evidence of water penetration is identified we recommend detailed investigation of waterproofing in the surrounding area monitoring of the affected area over a period of time to fully detect and assess the cause of dampness.

MAINTENANCE OF THE PROPERTY

This Report is not a warranty or an insurance policy against problems developing with the Property in the future. Accordingly, a preventative maintenance program should be implemented which includes systematic inspections, detection and prevention of issues. Please contact the inspector who carried out this inspection for further advice.

It is strongly advised that appropriate steps be taken to remove, rectify or monitor any evidence of

conditions conducive to timber pest activity. Undertaking thorough regular inspections at intervals not exceeding twelve months (or more frequent inspections where the risk of timber pest attack is high or the building type is susceptible to attack). To further reduce the risk of subterranean termite attack, implement a management program in accordance with Australian Standard AS3660. This may include the installation of a monitoring and/or baiting system, or chemical and/or physical barrier. However, AS3660 stresses that subterranean termites can bridge or breach barrier systems and inspection zones and those thorough regular inspections of the building are necessary.

NO CERTIFICATION

- a) The Property has been compared to others of a similar age, construction type and method that had an acceptable level of basic maintenance completed.
- b) We don't advise you about title, ownership or other legal matters like easements, restrictions, covenants and planning laws. None of our inspections constitutes approval by a Building Surveyor, a certificate of occupancy or compliance with any law, regulation or standard, including any comment on whether the Property complies with current Australian Standards, Building Regulations or other legislative requirements.

RECTIFICATION COSTS

We don't provide advice on the costs of rectification or repair unless specifically identified in the scope of the Report. Any cost advice provided verbally or in this report must be taken as of a general nature and is not to be relied on. Actual costs depend on the quality of materials, the standard of work, what price a contractor is prepared to do the work for and may be contingent on approvals, delays and unknown factors associated with third parties. No liability is accepted for costing advice.