




Building and Timber Pest Inspection Report

Inspection Date: Tue, 3 Feb 2026

Property Address: 3-154 neerim rd Caulfield east



Contents

	The Parties
Section A	Results of inspection - summary
Section B	General
Section C	Accessibility
Section D	Significant Items
Section E	Additional comments
Section F	Annexures to this report

Definitions to help you better understand this report

Terms on which this report was prepared

Special conditions or instructions

If you have any queries with this report or require further information, please do not hesitate to contact the person who carried out the inspection.

This Report has been prepared in accordance with the pre-inspection agreement in place between the parties set out below, which set out the purpose and scope of the inspection, and the significant items that will be reported on. This Report reflects the opinion of the inspector based on the documents that have been provided. This Report should be read in its entirety and in the context of the agreed scope of Services. If there is a discrepancy between the summary findings and the body of the Report, the body of the Report will prevail. We recommend that you should promptly implement any recommendation or advice in this Report, including recommendations of further inspections by another specialist. If you have any queries with this Report or require further information, please do not hesitate to contact the person who carried out the inspection. This Report contains reference to material that is the copyright of Standards Australia reproduced under agreement with SAI Global to Jim's Building Inspections (Australia).

Original Inspection Date: Tue, 3 Feb 2026

The Parties

Name of the Client:

Name of the Principal(if Applicable):

Job Address: 3-154 neerim rd Caulfield east

Client's Email Address:

Client's Phone Number:

Consultant: Bradley Trainor Ph: 0414 346 542
Email: Langwarrin@jimsbuildinginspections.com.au

Company Name: Jim's Building Inspections Langwarrin

Company Address and Postcode: Langwarrin 3910

Company Email: Langwarrin@jimsbuildinginspections.com.au

Company Contact Numbers: 0414 346 542

Special conditions or instructions

A report may be conditional on information provided by the person, agents or employees of the person requesting the report, apparent concealment of possible defects and a range of other factors

The following apply: Not Applicable

Section A Results of Inspection - summary

A summary of your inspection is outlined below; please also refer to the Report.

	Found	Not Found
Safety Hazard		✓
Major Defect	✓	
Minor Defect	✓	
Live Timber Pest Activity		✓
Timber Pest Damage		✓
Conditions Conducive to Timber Pest Activity	✓	
Evidence of fungal decay activity and/or damage	✓	
Evidence of wood borer activity and/or damage		✓
Evidence of a previous termite management program		✓

Overall Condition (Building)

In summary, the building, compared to others of similar age and construction is in Fair condition with a major defect and minor defects present

Overall Condition (Timber Pest)

In summary, the building, compared to others of similar age and construction is moderately susceptible to timber pests. A termite treatment is recommended.

Section B General

General description of the property

Building Type	Detached, Residential
Company or Strata title	Unknown
Floor	Stumps, Suspended Timber Frame, Strip Footings
Furnished	Furnished
No. of bedrooms	1
Occupied	Unoccupied
Orientation	South East
Other Building Elements	Fence - Post and Rail Construction, Carport
Other Timber Bldg Elements	Architraves, Deck, Door Frames, Doors, External Joinery, Internal Joinery, Fascias, Window Frames, Skirting Boards
Roof	Timber Framed, Pitched, Tiled
Storeys	Single
Walls	Brick Veneer (Timber Framed), Solid Masonry
Weather	Fine

Section C Accessibility

Areas Inspected

The following areas were inspected. As documented in your Pre-Inspection Agreement, obstructions and limitations to the accessible areas for inspection are to be expected in any inspection. Refer also to our listing of obstructions and limitations.

- Interior
- Exterior
- Roof Exterior
- The Site
- Roof Void - Part

The inspection excludes areas which are affected by obstructions, where access is limited or unsafe. We do not move obstructions and defects, timber pest activity or conditions conducive to these may not be obvious unless they are removed.

Inaccessible Areas

The following areas were inaccessible:

- Areas of low roof pitch preventing full inspection.
- Subfloor due to lack of access.

Any areas which are inaccessible at the time of inspection present a high risk for undetected defects and timber pest activity and conditions conducive to these. The client is advised to make inaccessible areas accessible wherever possible for re-inspection.

Obstructions and Limitations

Building defects, termite and timber pest activity as well as conditions conducive to both, may be concealed by the following obstructions which prevented full inspection:

- Debris in gutters
- Ceiling linings
- Areas of low roof pitch preventing full inspection
- Appliances and equipment
- Duct work

- External concrete or paving
- External finished ground level
- Fixed Furniture - Built-in Cabinetry
- Floor coverings
- Furniture
- Insulation
- Stored items
- Subfloor was not able to be inspected - there was no access to this area.
- Vegetation
- Wall linings

The presence of obstructions increases the risk of undetected building defects, timber pest activity and conditions conducive to these. The client should make arrangement to remove obstructions where ever possible and re-inspect these areas urgently.

Undetected defect risk (Building)

A risk rating is provided to help you understand the degree to which accessibility issues and the presence of obstructions have limited the scope of the inspection

The risk of undetected defects is: **High**

When the risk of undetected defects is medium or high we strongly recommend further inspection once access is provided or if the obstruction can be removed. Contact us for further advice.

Undetected defect risk (Timber Pest)

A risk rating is provided to help you understand the degree to which accessibility issues and the presence of obstructions have limited the scope of the inspection

The risk of undetected defects is: **High**

When the risk of undetected defects is medium or high we strongly recommend further inspection once access is provided or if the obstruction can be removed. Contact us for further advice.

Section D Significant Items

Safety Hazard

No evidence was found

Major Defect

Finding 2.01

Building: Main Building
Location: Bathroom
Finding: Shower enclosure – water containment failure
Information: During inspection, the shower was operated for approximately one to two minutes. It was observed that water was not adequately contained within the shower enclosure and was escaping into the bathroom area. This condition indicates that the shower enclosure does not provide effective water containment.

Uncontrolled water escape may result in water damage to flooring, wall linings, fixtures, and adjacent areas. Ongoing exposure to moisture can also contribute to deterioration of building materials, mould growth, and potential structural damage as well as attracting termites.

This is considered a major defect as the shower is unable to perform its intended function without causing water damage.

A licensed plumber and/or qualified bathroom renovation contractor should be engaged to further investigate the cause (which may include inadequate shower screens, failed seals, incorrect falls, or waterproofing issues). Rectification works are recommended prior to continued use of the shower.

Safety / Maintenance Note

Use of the shower in its current condition may lead to flooding and further damage. Prompt attention is advised.



Minor Defect

Finding 3.01

Building:	Main Building
Location:	Carport
Finding:	Carport roof rusting
Information:	The carport roof shows evidence of rusting and corrosion, which is likely to have developed as a result of excessive exposure to moisture and or inadequate coatings. This will cause excessive moisture which could attract termites.

As surface rust provides no protection to the underlying iron, the deteriorating condition is likely to worsen if not addressed in the short-term future.

Where possible, the use of galvanized (treated) metals or aluminium coated metals aid in rust prevention, as does regular general maintenance. Rust formation can be controlled with coatings, such as paint, that isolate the iron from the environment.

Rusting and corrosion should be managed by ideally removing or limiting the affected surface from exposure to moisture. A registered builder may be appointed to replace any building elements that have been severely affected by rust or water damage.



Finding 3.02

Building: Main Building

Location: Roof Exterior

Finding: Gutters -Partially Blocked with debris

Information: It was noticed on inspection that some of the gutters were partially blocked with debris. Roof plumbing structures, such as guttering and downpipes, should be free of all debris to prevent blockages. Blockages of the guttering and downpipes will lead to pooling and accumulated water overflows, which is likely to subsequently flood eaves and exterior walls.

Where gutter guard is installed regular maintenance should include cleaning out any debris which may rest on top of or filter through the gutter guard.

Blocked gutters are likely to lead to high levels of moisture in the affected areas. Such moisture will not only cause rust and decay of the associated building materials, but can also provide conditions that are conducive to termite and timber pest activity. Blockages in gutters should therefore be removed immediately to ensure dry conditions are maintained.

Consult a Licensed Plumber for further specific advice on remedial works that may be required. In the interim, it is highly advised that blocked gutters be removed by the homeowner or a general handyperson as a matter of urgency.



Finding 3.03

Building:	Main Building
Location:	Roof Exterior
Finding:	Roof tiles - Broken
Information:	Upon inspection of the exterior roof covering, broken roofing tiles were identified. Broken tiles are generally the result of ageing and weathering of what is essentially a porous material.

If left to further deteriorate, broken and brittle roof tiles are likely to lead to water penetration via the roof into the ceiling space, causing excessive moisture and secondary damage to ceiling linings, insulation and roof structures. Broken roof tiles are also likely to detract from the effectiveness of the roof drainage system, creating potential for secondary damage to the exterior roof covering and roof plumbing. Excessive moisture could attract termites.

Replacement of broken tiles is required and should be performed by a roofing contractor as soon as possible.



Finding 3.04

Building:	Main Building
Location:	Various parts of the building

Finding: External painting deteriorated
Information: Much of the external paintwork has been neglected and requires attention to prepare and re-paint.

Whilst incomplete or missing paint finish is generally an appearance defect, it can also lead to the development of secondary building defects over time. Incomplete areas of paint finish expose the area to moisture, potentially accelerating the deterioration of underlying building materials.

Degraded paint finishes should be sanded back, filled, leveled and painted, as applicable. Where inadequate or missing paint protection has led to the deterioration of the associated building element, repair and/or replacement of this building element may be required.

A painting contractor should be appointed as soon as possible to perform necessary works to aid the appearance of the affected area and to ensure the area is protected against further deterioration. Alternatively, the homeowner following manufacturer instructions may perform these works.





Finding 3.05

Building: Main Building

Location: Yard - Back

Finding: Paving - Uneven

Information: Sections of the external paved area are uneven, creating a potential trip hazard. It appears as though the area has been subject to rough installation, or that paving sections have lifted due to movements in the foundation of the property.

Where paving creates a trip hazard, personal injury may ensue if due caution is not taken by all persons within this area.

Re-paving of the area is required as soon as possible to remedy this situation. Further consultation with a specialist concreter is advised.



Finding 3.06

Building:	Main Building
Location:	Laundry
Finding:	Door - Binding/jamming laundry
Information:	Binding and/or jamming of the laundry door is evident during standard operation. This defect inhibits the functionality of the affected door as well as creating potential for secondary defects to associated building elements, such as damage to the floor covering.

A door that binds to flooring or to the associated door frame may have several causes, ranging from minor defects, such as poor installation of the door or deteriorated hinges.

For minor causes, a qualified carpenter or general handyperson should be appointed to perform minor rectification works at client discretion.



Finding 3.07

Building: Main Building
 Location: Various parts of the building
 Finding: A few gaps to the exterior walls/windows
 Information: A few gaps were noticed to some of the exterior walls/windows to the building. These gaps can let in water, drafts, and pests. Overtime moisture ingress may cause damage to internal walls, mould growth, or structural issues. Gaps also reduce the energy efficiency of the property. Recommend engaging a caulker to seal gaps with an exterior grade flexible sealant that is UV and weather resistant to reduce the risk of pest/water penetration to the building as soon as possible.





Finding 3.08

Building:	Main Building
Location:	Bathroom
Finding:	Bathroom Sealant and grouting - Missing or damaged
Information:	It was noted on inspection that sealant or grout is degraded to the tiled shower alcove and or other areas of the bathroom.

Different materials and floor areas move at different rates, generally causing cracking to grout or sealant at this point. A flexible sealant is required to allow for expected expansion and contraction, while keeping the joint water tight and protective of all associated building materials.

Flexible and mould resistant materials should be applied to affected areas to prevent any subsequent water damage that is likely to occur. Regular maintenance and replacement of damage or missing or damaged sealant and grout is highly recommended to the wet areas, as this is a regular wear and tear defect. Sealant and grouting in areas that come into regular contact with water should be maintained for the long term care of your property.

A sealant specialist or tiling contractor should be appointed to complete these works as soon as possible



Finding 3.09

Building:	Main Building
Location:	Bathroom
Finding:	Cracked tile bathroom
Information:	A cracked tile was evident to the bathroom at the time of inspection. It is suspected that this cracking has occurred as a result of minor settlement of the building or poor workmanship.

Cracked tiles to the household detract from the overall appearance of the affected areas and it is likely to create or lead to any secondary defects.

While not considered a matter of urgency, replacement of cracked tiles is recommended at the clients discretion. A tiling contractor may be appointed to perform these works. Where cracks become more numerous, contact a licensed building inspector for further investigation.



Finding 3.10

Building:	Main Building
Location:	Bedroom
Finding:	Window - glass broken
Information:	Broken glass identified in the bedroom window. Cracking in windows is generally the result of impact damage, and is likely to develop further when left unmanaged.

The likelihood of this windowpane further cracking and shattering is increased exponentially, providing a safety hazard in the area. The cracked window also impairs the weather tightness of the building, creating potential for minor water leaks.

A qualified glazier is required to repair the window as soon as possible. Depending on the extent of the cracking, replacement of the window may be required. Please be advised that any persons coming into contact with the cracked window should do so with due caution to avoid any personal injury that may ensue.





Live Timber Pest Activity

No evidence was found

Timber Pest Damage

No evidence was found

Conditions Conducive to Timber Pest Activity

Finding 6.01

Building:	Main Building
Location:	All External Areas
Finding:	No Termite Management System - no evidence of a chemical installation
Information:	The application of a post-construction chemical termite barrier is highly recommended for all properties, particularly if live termite activity has been found on the site previously. Such barriers are highly effective in preventing termite attack on any timber building elements throughout the property.

A durable notice should be placed in the switchboard unit to indicate current termite barriers. At the time of inspection, it appeared as though no termite management system has been installed, with no evidence to suggest preventative works taking place.

The client may consider gaining further advice from a pest controller as to the costs and procedures involved with this application. It is recommended that obtaining such advice be a short-term priority.



Finding 6.02

Building:	Main Building
Location:	Bathroom
Finding:	Shower - Damp
Information:	Damp is evident to parts of the bathroom shower alcove found using using a moisture meter. This defect is quite common, and is suspected to have been caused by moisture permeating through the grouting in this area, which shows evidence of deterioration creating moist conditions. Leaking pipes within the adjoining wall is also a possible cause. Excessive moisture can attract termites.

Damp (or structural damp) refers to the presence of unwanted moisture in the structure of a building, either as the result of intrusion from outside, or condensation from within the structure. In the shower area, internal water leaks or other sources of excessive moisture are generally the cause of damp.

Unmanaged damp in the shower recess is likely to facilitate the formation and development of mould and fungi growth, decaying associated building materials and compromising their structural integrity. It is important to address damp conditions, as the World Health Organisation notes that excess moisture leads - on almost all indoor materials - to growth of microbes such as moulds, fungi and bacteria, which subsequently emit spores and other matter into the indoor air. Exposure to these contaminants is associated with a wide range of respiratory and other health-related problems.

Consultation with a qualified plumber or bathroom specialist is advised immediately to identify the cause of damp and to perform remedial works as required. Where excessive mould growth is present, further inspection by a specialist environmental health inspector should also be considered.

Always ensure that sealant and grout is in good condition to prevent any moisture issues occurring in the future.



Finding 6.03

Building:	Main Building
Location:	Exterior walls - rear
Finding:	Downpipe not properly connected to stormwater
Information:	The rear downpipe is not properly connected to stormwater. This disconnection negatively impacts the functional capacity of the plumbing.

Where plumbing doesn't drain adequately, the area at the base perimeter can become excessively damp, potentially creating an environment that is susceptible to rust and corrosion of surrounding building elements, as well as attracting termites and other pests.

It is highly recommended that a plumber be appointed to further inspect the area and to install adequate drainage equipment immediately where necessary.



Finding 6.04

Building: Main Building



Location: Yards

Finding: Site drainage - poor/inadequate

Information: The site drainage to parts of the yards was found to be inadequate, with water entering the subfloor space, at the time of inspection creating potential for excessive moisture and subsequent water damage to associated building elements. Excessive moisture can attract termites.

It is important that water does not lie against the base of walls; surrounding paths and ground levels should be sloped to drain water away from walls. Downpipes should not discharge stormwater onto lower walls or plinths. Stormwater should be carried away by large, regularly cleaned drains. Ground levels may need to be lowered to expose a buried DPC.

Where site drainage is inadequate, installation of an Agricultural (Aggie) Drain may be required. A qualified plumber should be appointed to further inspect the property and perform any remedial works as necessary. Water damage and secondary defects are likely to occur if left unmanaged.






Finding 6.05

Building:	Main Building
Location:	Various parts of the building
Finding:	Bridging attachments to buildings
Information:	Bridging occurs when items against a building provide a concealed entry point for termites into the building or by passing around a termite management system.

Where any part of an attachment to a building is not isolated and is not provided with a clear gap of not less than 25mm from building, bridging occurs. Attachments to buildings such as hot water services, downpipes, verandahs, decks, steps, fences, service conduits and the like provide the opportunity for concealed entry.

Building attachments of this nature need to be frequently inspected for termite activity by a qualified inspector.





Finding 6.06

Building:	Main Building
Location:	Various parts of the building
Finding:	In ground contact
Information:	Any timbers in direct ground contact provide opportunity for concealed termite entry and are likely to be subject to premature rot and decay as the soil retains moisture or damp conditions against the timbers.

Remove untreated timber that is in direct contact with external grounds. Consider replacement with more durable materials i.e. treated timber or non timber elements. Frequent pest inspections are advised to readily identify any termite activity in these areas.





Finding 6.07

Building: Main Building
 Location: Yard - Front
 Finding: Garden Beds Conditions Conducive to Termites
 Information: Garden beds were found to be evident in close proximity to the building. Garden beds immediately adjacent to the perimeter of the building block the visual inspection of these areas, providing a concealed termite entry point.

These garden beds can include untreated timber, and with a combination of moisture from watering hosing can make conditions conducive to termite activity and termite ingress.



Finding 6.08

Building:	Main Building
Location:	Bathroom
Finding:	Shower base - Water pooling
Information:	Evidence of water pooling around the floor waste in the shower recess was noticed at the time of inspection. It is suspected that this excessive moisture is attributed to insufficient fall in the shower floor tiles.

This pooling is minor overall but is still considered unsatisfactory, as standard practices would not permit this situation to occur. Pooling water around floor wastes can create a slip hazard in extreme cases and create conditions that are conducive to mould growth over time. Where left unmanaged, the degradation of sealant and grouting is also likely to occur, possibly necessitating further repair works. Recommend engaging a plumber to rectify to reduce the risk of further deterioration as soon as possible.



Evidence of fungal decay activity and/or damage

Finding 7.01

Building:	Main Building
Location:	Yard - Back
Finding:	Fencing - wood rot-fungal decay
Information:	It was noted at the time of inspection that sections of the rear fencing to the property have deteriorated and have fungal decay/wood rot present. Typically fencing deteriorates due to age and or wear, rot and or rust which is generally expected for a structure of this age, due to prolonged exposure to weather conditions. Sometimes inadequate installation or maintenance can be to blame.

If left unattended, it is likely that further damage will occur. It is suspected that repair of several elements of the fencing may be required however replacement may be a consideration of the client also.

A licensed fencing contractor should be appointed to provide further advice and perform rectification works as necessary.



Finding 7.02

Building:	Main Building
Location:	Exterior walls - rear
Finding:	Fascias - Wood rot
Information:	Wood rot was found to be affecting the rear fascias of the building evidenced by the presence of mould on the surface in some areas. Wood rot, also known as Fungal Decay, occurs when timbers and other cellulose building materials are exposed to damp conditions on an ongoing basis.

It is likely that this wood rot has developed as a result of faults in the roof plumbing, creating excessive moisture in this areas. Frequent exposure to rain and other weather conditions also make fascias and barges susceptible to accelerated deterioration.

Early intervention and regular maintenance will prolong the useful life of these building elements. Prior to any works being performed, the cause of the moisture that has created the visible wood rot should be identified and addressed in a suitable manner.

It is advised that a roof plumber be appointed to inspect all roof plumbing and subsequently identify the cause of the wood rot. Replacement of affected fascias and barges may then be a necessary step in protecting surrounding building elements from such deterioration.

A qualified plumber may be appointed to assess the cause of excessive moisture and to provide advice on any remedial works as required. A qualified carpenter or registered builder may also be required to replace affected building materials.



Evidence of wood borer activity and/or damage

No evidence was found

Section D Significant Items

D4 Further Inspections

We advise that you seek additional specialist inspections from a qualified and, where appropriate, licensed

Jim's Building Inspections can put you in contact with qualified and licensed providers of these and other trades services. Please contact your inspector for recommendations, or visit www.jims.net.

D5 Conclusion - Assessment of overall condition of property

- Compared to other buildings of a similar age, the visual appraisal including limited assessment of serviceability of the brick veneer dwelling at the time of inspection was found to be in a fair condition with a major defect and minor defects found. All significant items have been noted in the body of the report and will require addressing.

Major defect

During inspection, the shower was operated for approximately one to two minutes. It was observed that water was not adequately contained within the shower enclosure and was escaping into the bathroom area. This condition indicates that the shower enclosure does not provide effective water containment.

Uncontrolled water escape may result in water damage to flooring, wall linings, fixtures, and adjacent areas. Ongoing exposure to moisture can also contribute to deterioration of building materials, mould growth, and potential structural damage as well as attracting termites.

This is considered a major defect as the shower is unable to perform its intended function without causing water damage.

A licensed plumber and/or qualified bathroom renovation contractor should be engaged to further investigate the cause (which may include inadequate shower screens, failed seals, incorrect falls, or waterproofing issues). Rectification works are recommended prior to continued use of the shower.

Safety / Maintenance Note

Use of the shower in its current condition may lead to flooding and further damage. Prompt attention is advised.

There was no evidence of timber pest activity at the time of inspection.

Moderately susceptible to timber pests. A termite treatment is recommended.

The relevant professional services should be engaged immediately to clarify further works that are required. Maintenance work items needing attention may be performed at the clients' discretion. Works should not be neglected as further deterioration may occur.

It is important to note that minor defects, if left unattended, have the potential to develop into major issues/defects over time. These may include areas of deteriorating materials, early signs of moisture, ingress, or insufficient maintenance that, without timely intervention, could result in costly repairs.

Several limitations and obstructions impeded the inspection and, if at all feasible, should be removed, and a further inspection should be performed. Indicative images below depict some of the obstructions encountered.

Kind Regards

For further information, advice and clarification please contact Bradley Trainor on: 0414 346 542

Section D Significant Items


The following items were noted as - For your information

Noted Item

Building: Main Building
Location: Various parts of the building
Finding: Asbestos - Suspected ACM Identified on Site
Information: Suspected asbestos to the eave linings and meter box linings. Reporting on Asbestos is outside the Scope of this Report. This suspected defect is highlighted as a caution only. We suspect, based on our experience in the building industry, that there is a higher risk of the identified building element containing asbestos.

As Asbestos Reporting is outside the scope of this report, we advise that you consider a separate Asbestos Inspection and Condition Audit, which can include the taking of samples for definitive confirmation of the presence of Asbestos.

In the interim, the client is advised to act with caution, especially when considering any damage to building materials general wear and tear renovations extensions demolition and general maintenance activities due to the suspected presence of Asbestos.





Noted Item

Building:	Main Building
Location:	All External Areas
Finding:	Obstructions and Limitations -exterior
Information:	These photographs are an indication of the obstructions and limitations which impeded full inspection of the exterior at the time of inspection. These obstructions can hide an array of defects and should be removed to allow full inspection to be carried out. A re-inspection is recommended once the areas are made accessible.



Noted Item

Building:	Main Building
Location:	All Internal Areas
Finding:	Obstructions and Limitations -internal area
Information:	These photographs are an indication of the obstructions and limitations which impeded full inspection of the internal area at the time of inspection. These obstructions can hide an array of defects and should be removed to allow full inspection to be carried out. A re-inspection is recommended once the areas are made accessible.



Noted Item

Building: Main Building
 Location: Roof Void
 Finding: Obstructions and Limitations -roof cavity
 Information: These photographs are an indication of the obstructions and limitations which impeded full inspection of the roof cavity at the time of inspection. These obstructions can hide an array of defects and should be removed to allow full inspection to be carried out. A re-inspection is recommended once the areas are made accessible.



Noted Item

Building: Main Building
 Location: Subfloor
 Finding: Obstructions and Limitations -no access subfloor
 Information: The subfloor space was inaccessible at the time of inspection due to no access hole which impeded the inspection of the subfloor of the main building. This obstructions can hide an array of defects and it is highly recommended that an access hatch be constructed to allow full inspection to be carried out. A re inspection is recommended once the area is made accessible.



Noted Item

Building: Main Building
Location: All Internal Areas
Finding: Additional Photos
Information: Additional photos are provided for your general reference





Definitions to help you better understand this report

Access hole (cover)	An opening in flooring or ceiling or other parts of a structure (such as service hatch, removable panel) to allow for entry to carry out an inspection, maintenance or repair.
Accessible area	An area of the site where sufficient, safe and reasonable access is available to allow inspection within the scope of the inspection.
Appearance defect	Fault or deviation from the intended appearance of a building element.
Asbestos-Containing Material (ACM)	Asbestos-containing material (ACM) means any material or thing that, as part of its design, contains asbestos.
Building element	A portion of a building that, by itself or in combination with other such parts, fulfils a characteristic function. NOTE: For example supporting, enclosing, furnishing or servicing building space.
Client	The person or other entity for whom the inspection is being carried out.
Conditions Conducive to Termite Activity	Noticeable building deficiencies or environmental factors that may contribute to the presence of Termites.
Defect	Fault or deviation from the intended condition of a material, assembly, or component.
Detailed assessment	An assessment by an accredited sampler to determine the extent and magnitude of methamphetamine contamination in a property.
Inspection	Close and careful scrutiny of a building carried out without dismantling, in order to arrive at a reliable conclusion as to the condition of the building.
Inspector	Person or organisation responsible for carrying out the inspection.
Instrument Testing	Where appropriate the carrying out of Tests using the following techniques and instruments: (a) electronic moisture detecting meter - an instrument used for assessing the moisture content of building elements (b) stethoscope - an instrument used to hear sounds made by termites within building elements (c) probing - a technique where timber and other materials/areas are penetrated with a sharp instrument (e.g. bradawl or pocket knife), but does not include probing of decorative timbers or finishes, or the drilling of timber and trees and (d) sounding - a technique where timber is tapped with a solid object. (e) T3I - an instrument used to detect movement, moisture and changes in temperature within timber
Limitation	Any factor that prevents full or proper inspection of the building.
Major defect	A defect of sufficient magnitude where rectification has to be carried

	out in order to avoid unsafe conditions, loss of utility or further deterioration of the property.
Methamphetamine	An amphetamine-type stimulant that is highly addictive. Methamphetamine is a controlled substance, classified as a Class A (very high-risk) drug under the Misuse of Drug Act. This term is used as a grouping term to include all substances screened for, specifically: Ephedrine, Pseudoephedrine, Amphetamine, Methamphetamine, MDA and MDMA.
Methamphetamine contamination	A property or part of a property where the level of methamphetamine has been tested in accordance with this standard and found to exceed 0.5 micrograms/100 cm ² (Residential) or 10 micrograms/100 cm ² (Commercial).
Methamphetamine production/manufacture	The manufacture of methamphetamine, including processing, packaging, and storage of methamphetamine and associated chemicals.
Minor defect	A defect other than a major defect.
Roof space/Roof void	Space between the roof covering and the ceiling immediately below the roof covering.
Screening assessment	An assessment by a screening sampler to determine whether or not methamphetamine is present.
Serviceability defect	Fault or deviation from the intended serviceability performance of a building element.
Significant item	An item that is to be reported in accordance with the scope of the inspection.
Site	Allotment of land on which a building stands or is to be erected.
Structural defect	Fault or deviation from the intended structural performance of a building element.
Structural element	Physically distinguishable part of a structure. NOTE: For example wall, columns, beam, connection.
Subfloor space	Space between the underside of a suspended floor and the ground.
Subterranean Termite Management Proposal	A written proposal in accordance with Australian Standard AS 3660.2 to treat a known subterranean termite infestation and/or manage the risk of concealed subterranean termite access to buildings and structures.
Termites	Wood destroying insects belonging to the order 'Isoptera' which commonly attack seasoned timber.
Tests	Additional attention to the visual examination was given to those accessible areas which the consultant's experience has shown to be

particularly susceptible to attack by Termites. Instrument Testing of those areas and other visible accessible timbers/materials/areas showing evidence of attack was performed.

Timber Pest Activity	Tell-tale signs associated with 'active' (live) and/or 'inactive' (absence of live) Timber Pests at the time of inspection.
Timber Pest Attack	Timber Pest Activity and/or Timber Pest Damage.
Timber Pest Damage	Noticeable impairments to the integrity of timber and other susceptible materials resulting from an attack by Timber Pests.
Urgent and Serious Safety Hazards	Building elements or situations that present a current or immediate potential threat of injury or disease to persons.

Terms on which this report was prepared

This report is based on the condition of the property at the time of inspection. We strongly recommend re-inspection 30 days after this report is issued as the general condition of the property is likely to have changed, including the extent of defects described and instance of potential undetected defects.

This report has been prepared in accordance with and subject to the pre-inspection agreement in place between the parties, which forms part of this Report.

This Report is prepared for the client identified above and may not be relied on by any other person without our express permission or by the purchase of this Report on our website.

SPECIAL ATTENTION SHOULD BE GIVEN TO THE SCOPE, LIMITATIONS AND EXCLUSIONS IN YOUR PRE-INSPECTION AGREEMENT AND THIS REPORT

Any of the exclusions or limitations identified for this Report may be the subject of a special-purpose inspection which we recommend being undertaken by an appropriately qualified inspector

RELIANCE AND DISCLOSURE

This report has been prepared based on conditions at the time of the report.

We own the copyright in this report and may make it available to third parties.

If your Property is in the Australian Capital Territory, you acknowledge we will make certain information about this Report available to the ACT Government for inclusion in the building and pest inspections public register if required under the *Civil Law (Sale of Residential Property) Act 2003*. This will include the fact the report has been prepared, the Property street address, date of the inspection, the name of the person who prepared the report and (if applicable) the entity that employs them.

UNDETECTED DEFECT RISK RATING

If this Report has identified a medium or high-risk rating for undetected defects, we strongly recommend a further inspection of areas that were inaccessible. This may include an invasive inspection that requires the removal or cutting of walls, floors or ceilings.

If the Property has been vacant for a period of time, moisture levels or leaks may not be detectable at the time of the inspection because often only frequent use of water pipes (showers, taps etc) result in a leak being identifiable. We advise further testing on pipes and water susceptible areas (such as the bathroom and laundry) after more frequent use has occurred.

IMPORTANT SAFETY INFORMATION:

This is not a report by a licensed plumber or electrician. We recommend a special-purpose

report to detect substandard or illegal plumbing and electrical work at the Property

This is not a smoke alarm report. We recommend all existing detectors in the Property be tested and advice sought as to the suitability of number, placement and operation.

This is not an asbestos report. There are potential products in the Property containing asbestos that will not be identified in this report. In order to accurately identify asbestos, we recommend performing an asbestos inspection, particularly for buildings built prior to 1988.

This is not a report on safety glass. Glazing in older homes may not reflect current standards and may cause significant injury if damaged. Exercise caution around the glass in older homes.

This is not a report on window opening restrictions. We have not inspected window opening restrictors. Window openings in older buildings may not reflect current standards and can be a potential risk. Window opening restrictors are advised for all second story or above windows with sill heights below 900mm. Some states make this a mandatory requirement. Owners should enquire of their local and state requirements to ensure compliance.

This is not a report on pool safety. If a swimming pool is present it should be the subject to a special purpose pool inspection.

External Timber Structures - Balcony and Decks. It is strongly recommended that a Structural Engineer is required to assess distributed load capacity of external timber structures such as balconies and decks, alerting users of the load capacity. Regular maintenance and inspections by competent practitioners to assess the ongoing durability of exposed external timber structures are needed.

This is not a Group Titled Property Report as per AS4349.2. If you require a report for a Group Titled Property as per this standard, please seek a separate inspection for Group Titled Properties.

MOISTURE

The identification of moisture, dampness or the evidence of water penetration is dependent on the weather conditions at the time an inspection. The absence of dampness identified in this Report does not necessarily mean the Property will not experience some damp problems in other weather conditions or that roofs, walls or wet areas are watertight.

Where the evidence of water penetration is identified we recommend detailed investigation of waterproofing in the surrounding area monitoring of the affected area over a period of time to fully detect and assess the cause of dampness.

MAINTENANCE OF THE PROPERTY

This Report is not a warranty or an insurance policy against problems developing with the Property in the future. Accordingly, a preventative maintenance program should be implemented which includes systematic inspections, detection and prevention of issues. Please contact the inspector who carried out this inspection for further advice.

It is strongly advised that appropriate steps be taken to remove, rectify or monitor any evidence of

conditions conducive to timber pest activity. Undertaking thorough regular inspections at intervals not exceeding twelve months (or more frequent inspections where the risk of timber pest attack is high or the building type is susceptible to attack). To further reduce the risk of subterranean termite attack, implement a management program in accordance with Australian Standard AS3660. This may include the installation of a monitoring and/or baiting system, or chemical and/or physical barrier. However, AS3660 stresses that subterranean termites can bridge or breach barrier systems and inspection zones and those thorough regular inspections of the building are necessary.

NO CERTIFICATION

- a) The Property has been compared to others of a similar age, construction type and method that had an acceptable level of basic maintenance completed.
- b) We don't advise you about title, ownership or other legal matters like easements, restrictions, covenants and planning laws. None of our inspections constitutes approval by a Building Surveyor, a certificate of occupancy or compliance with any law, regulation or standard, including any comment on whether the Property complies with current Australian Standards, Building Regulations or other legislative requirements.

RECTIFICATION COSTS

We don't provide advice on the costs of rectification or repair unless specifically identified in the scope of the Report. Any cost advice provided verbally or in this report must be taken as of a general nature and is not to be relied on. Actual costs depend on the quality of materials, the standard of work, what price a contractor is prepared to do the work for and may be contingent on approvals, delays and unknown factors associated with third parties. No liability is accepted for costing advice.