



Building and Timber Pest Inspection Report

Inspection Date: Mon, 2 Feb 2026

Property Address: 2 Hill St, Rushworth VIC 3612, Australia



Contents

	The Parties
Section A	Results of inspection - summary
Section B	General
Section C	Accessibility
Section D	Significant Items
Section E	Additional comments
Section F	Annexures to this report

Definitions to help you better understand this report

Terms on which this report was prepared

Special conditions or instructions

If you have any queries with this report or require further information, please do not hesitate to contact the person who carried out the inspection.

This Report has been prepared in accordance with the pre-inspection agreement in place between the parties set out below, which set out the purpose and scope of the inspection, and the significant items that will be reported on. This Report reflects the opinion of the inspector based on the documents that have been provided. This Report should be read in its entirety and in the context of the agreed scope of Services. If there is a discrepancy between the summary findings and the body of the Report, the body of the Report will prevail. We recommend that you should promptly implement any recommendation or advice in this Report, including recommendations of further inspections by another specialist. If you have any queries with this Report or require further information, please do not hesitate to contact the person who carried out the inspection. This Report contains reference to material that is the copyright of Standards Australia reproduced under agreement with SAI Global to Jim's Building Inspections (Australia).

Original Inspection Date: Mon, 2 Feb 2026

The Parties

Name of the Client:

Name of the Principal(if Applicable): Before You Buy

Job Address: 2 Hill St, Rushworth VIC 3612, Australia

Client's Email Address:

Client's Phone Number:

Consultant: Kevin Granger Ph: 0417 758 062
Email: Shepparton@jimsbuildinginspections.com.au

Company Name: Jim's Building Inspections (Shepparton)

Company Address and Postcode: Shepparton 3630

Company Email: Shepparton@jimsbuildinginspections.com.au

Company Contact Numbers: 0417 758 062

Special conditions or instructions

A report may be conditional on information provided by the person, agents or employees of the person requesting the report, apparent concealment of possible defects and a range of other factors

The following apply: None noted

Section A Results of Inspection - summary

A summary of your inspection is outlined below; please also refer to the Report.

	Found	Not Found
Safety Hazard		✓
Major Defect		✓
Minor Defect	✓	
Live Timber Pest Activity		✓
Timber Pest Damage	✓	
Conditions Conducive to Timber Pest Activity	✓	
Evidence of fungal decay activity and/or damage		✓
Evidence of wood borer activity and/or damage		✓
Evidence of a previous termite management program		✓

Overall Condition (Building)

In summary, the building, compared to others of similar age and construction is in good condition with some minor defects found.

Overall Condition (Timber Pest)

In summary, the building, compared to others of similar age and construction is highly susceptible to timber pests. A termite treatment is required.

Section B General

General description of the property

Building Type	Detached, Residential
Company or Strata title	No
Floor	Suspended Timber Frame
Furnished	Unfurnished
No. of bedrooms	3
Occupied	Unoccupied
Orientation	North East
Other Building Elements	Fence - Fabricated Metal Fence, Shed
Other Timber Bldg Elements	Architraves, Door Frames, Doors, Eaves, Floorboards, Internal Joinery, Skirting Boards, Floating Floor, Timber Wall Panelling, Veranda Posts
Roof	Timber Framed, Pitched, Corrugated Iron (e.g. Colourbond)
Storeys	Single
Walls	Timber Framed and Clad, Fibre Cement Sheets
Weather	Fine

Section C Accessibility

Areas Inspected

The following areas were inspected. As documented in your Pre-Inspection Agreement, obstructions and limitations to the accessible areas for inspection are to be expected in any inspection. Refer also to our listing of obstructions and limitations.

- Exterior
- Fencing
- Gardens
- Interior
- Landscaping Timbers
- Outbuildings
- Posts
- Roof Exterior
- The Site
- Trees
- Wall Exterior

The inspection excludes areas which are affected by obstructions, where access is limited or unsafe. We do not move obstructions and defects, timber pest activity or conditions conducive to these may not be obvious unless they are removed.

Inaccessible Areas

The following areas were inaccessible:

- Ceiling Cavity.
- Areas of skillion or flat roof - no access
- Outside of the fencing.
- Subfloor due to lack of access.

Any areas which are inaccessible at the time of inspection present a high risk for undetected defects and timber pest activity and conditions conducive to these. The client is advised to make inaccessible areas accessible wherever possible for re-inspection.

Obstructions and Limitations

Building defects, termite and timber pest activity as well as conditions conducive to both, may be concealed by the following obstructions which prevented full inspection:

- Areas of skillion or flat roof - no access
- Appliances and equipment
- Evidence of recently painted walls or ceilings
- External concrete or paving
- External finished ground level
- Fixed ceilings
- Fixed Furniture - Built-in Cabinetry
- Floor coverings
- Stored items
- Subfloor was not able to be inspected - there was no access to this area.
- Wall linings

The presence of obstructions increases the risk of undetected building defects, timber pest activity and conditions conducive to these. The client should make arrangement to remove obstructions where ever possible and re-inspect these areas urgently.

Undetected defect risk (Building)

A risk rating is provided to help you understand the degree to which accessibility issues and the presence of obstructions have limited the scope of the inspection

The risk of undetected defects is: **High**

When the risk of undetected defects is medium or high we strongly recommend further inspection once access is provided or if the obstruction can be removed. Contact us for further advice.

Undetected defect risk (Timber Pest)

A risk rating is provided to help you understand the degree to which accessibility issues and the presence of obstructions have limited the scope of the inspection

The risk of undetected defects is: **High**

When the risk of undetected defects is medium or high we strongly recommend further inspection once access is provided or if the obstruction can be removed. Contact us for further advice.

Section D Significant Items

Safety Hazard

No evidence was found

Major Defect

No evidence was found

Minor Defect

Finding 3.01

Building: Building 1
Location: Shed
Finding: Unfinished construction/ shed moving
Information: The construction of this structure appears to be incomplete. The safety of the structure can therefore not be ensured and the creation of secondary defects to surrounding building elements may be likely.

The shed has moved from its original location. This has caused minor structural damage.

A handyman or shed specialist should be appointed immediately to complete this construction process. Anchoring down the structure will prevent further damage.






Finding 3.02

Building:	Building 1
Location:	All Internal Areas
Finding:	Flooring - Uneven
Information:	The internal flooring in this area is out of level and uneven. Uneven flooring is likely to indicate minor defects such as expected movement of the foundations of the property, but may also indicate subsidence of the associated subfloor stumps.

It is advised that the flooring be closely monitored to identify any further movement. Where flooring remains relatively unchanged for an extended period of time (i.e. several months), it is likely that this defect has been caused by expected movement of the foundations of the property.

However, where flooring is uneven further, potentially invasive inspection of the subfloor structures and stumps in this area is required. In this case, works to repair are likely to be required, and would be carried out by a registered builder specialising in re-stumping.





Finding 3.03

Building: Building 1
 Location: Bedroom 3
 Finding: Handyman work- unconventional
 Information: This handyman work appears to have been completed to a substandard level and does not comply with regular building practices. Where handyman work is not completed satisfactorily, accelerated deterioration of the associated building elements is likely to occur and secondary defects to surrounding structures may develop.

It is highly recommended that the substandard work be rectified by professional services as soon as possible.



Finding 3.04

Building:	Building 1
Location:	Bedroom 2
Finding:	Door- Binding/jamming
Information:	Binding and/or jamming of this door is evident during standard operation. This defect inhibits the functionality of the affected door as well as creating potential for secondary defects to associated building elements, such as damage to the floor covering.

A door that binds to flooring or to the associated door frame may have several causes, ranging from minor defects, such as poor installation of the door or deteriorated hinges, through to major structural issues, such as damage to subfloor structures.

A qualified carpenter or general handyman should be appointed to perform minor rectification works at client discretion.



Finding 3.05

Building:	Building 1
Location:	Bedroom 1,2
Finding:	Timber flooring - Gaps to edges
Information:	Considerable gaps were noticeable around door jambs and edges of flooring. These gaps serve the purpose of allowing the flooring material to expand and contract, which is expected due to moisture levels and humidity.

While purposeful, these gaps make the adjoining building elements prone to water penetration, creating potential for the development of secondary damage.

While beading is used in most places to cover this gap around smaller corners, it is recommended that these gaps be filled with a coloured caulking compound. Such works should be performed by a qualified carpenter or general handyman, and should be completed at the discretion of the client.




Finding 3.06

Building:	Building 1
Location:	Living Room
Finding:	Cracking - Damage Category 1 - Fine (up to 1mm)
Information:	Although fine cracks are quite noticeable, they are often only considered to be an appearance defect, and usually do not indicate any structural damage. Generally, the cause of a fine crack is indicative of a separation between building materials and finishes (e.g. paint, plaster, etc.) along joints.

Cracking of this nature can generally be repaired with minor sanding, filling and/or repainting. Such works should be performed by a qualified painter or a general handyman.

Monitoring of all cracking should be conducted frequently. Always contact a building inspector should cracks widen, lengthen, or become more numerous.



Finding 3.07

Building:	Building 1
Location:	Shed
Finding:	Cracking - External Concrete Paving Damage Category 4 - Gaps in Slab (4mm - 10mm +)
Information:	Gaps in the slab were identified in external concrete paving. Gaps in the slab are significant and are likely to lead to the development of safety hazards and secondary defects if left unmanaged, such as the creation of a trip hazard.

General age and expected deterioration of the paved areas is a common cause of this type of cracking. However, expansion and contraction of the slab may also have occurred due to environmental factors. Such factors include variable moisture and weather conditions, the presence of trees and their roots having a settling or lifting affect on the soil, or the effect of load bearing, e.g. heavy vehicles over a sustained period of time.

Cracking to this degree may also be due to poor original installation of the concrete. Factors such as poor compaction of the sub surface and/or inadequate reinforcing of the slab may create cracking and other secondary defects. Gaps in the concrete paving may also have a more significant structural cause, such as subsidence of soils.

Where gaps in the concrete paving are adjacent to structural elements of the building, the advice of a Structural Engineer is advisable before undertaking repairs. Significant repair and likely replacement of the concrete paving is probable.



Finding 3.08

Building:	Building 1
Location:	Yard - Back
Finding:	Cracking - External Concrete Paving Damage Category 3 - Wide Cracks (2mm - 4mm)
Information:	Wide cracks were identified in external concrete paving. Wide cracks are significant and are likely to lead to the development of safety hazards and secondary defects if left unmanaged.

General age and expected deterioration of the paved areas is a common cause of this type of cracking. However, expansion and contraction of the slab may also have occurred due to environmental factors. Such factors include variable moisture and weather conditions, the presence of trees and their roots having a settling or lifting affect on the soil, or the effect of load bearing, e.g. heavy vehicles over a sustained period of time.

Cracking to this degree may also be due to poor original installation of the concrete. Factors such as poor compaction of the sub surface and/or inadequate reinforcing of the slab may create cracking and other secondary defects. Wide cracks may also have a more significant structural cause, such as subsidence of soils.

Where the crack is located adjacent to structural elements of the building, the advice of a Structural Engineer is advisable before undertaking repairs. Significant repair and likely replacement of the concrete paving is probable.



Live Timber Pest Activity

No evidence was found

Timber Pest Damage

Finding 5.01

Building:	Building 1
Location:	Shed
Finding:	Evidence of termite damage - not structural
Information:	Despite no live termite or timber pest activity being indicated, previous termite damage was found to have affected this area. This damage is considered to be inactive and is minor in nature.

It is advised that the area be visually inspected frequently to ensure that the condition of affected building materials does not worsen. At the time of inspection, damage is not structural and is only considered to be superficial.

A building contractor may be appointed to provide a further invasive inspection if further damage is evident.

These built in cabinets are badly damaged and will require replacement. A cabinet maker needs to be contracted to remove and replace as soon as possible.




Conditions Conducive to Timber Pest Activity

Finding 6.01

Building:	Building 1
Location:	Shed
Finding:	Stormwater drain - Not connected
Information:	The roof plumbing is not adequately connected to stormwater drainage on the site. This disconnection negatively impacts the functional capacity of the roof plumbing.

Where roof plumbing doesn't drain adequately, the area at the base perimeter can become excessively damp, potentially creating an environment that is susceptible to rust and corrosion of surrounding building elements, as well as attracting termites and other pests.

It is highly recommended that a plumber be appointed to further inspect the area and to install adequate drainage equipment where necessary.



Finding 6.02

Building:	Building 1
Location:	Yard - Side
Finding:	HWS Overflow - Not Connected
Information:	The Hot Water System (HWS) overflow was found to be disconnected from storm water drainage and is creating excessive moisture in the surrounding area.

These damp conditions can lead to secondary defects such as rot, rust or corrosion of associated building elements, the formation of fungal decay, or even the creation of potential slip hazards. When coupled with poor site drainage, pooling of water may also attract termite activity to this area.

It is highly recommended that a licensed plumber be appointed to connect the HWS overflow in order to prevent such an environment from being created. These minor works should be carried out as soon as possible.



Finding 6.03

Building:	Building 1
Location:	Verandah
Finding:	Air conditioner - Disconnected overflow
Information:	The Air Conditioner (A/C) overflow was found to be disconnected from storm water drainage and is creating excessive moisture in the surrounding area.

Such leaking creates an environment which is conducive to an array of defects, including water damage to associated building elements and the attraction of termite or timber pest infestation.

It is highly recommended that a licensed plumber be appointed to connect the A/C overflow in order to prevent such an environment from being created. These minor works should be carried out as soon as possible.



Finding 6.04

Building:	Building 1
Location:	Verandah
Finding:	Stormwater drain - Not connected
Information:	The roof plumbing is not adequately connected to stormwater drainage on the site. This disconnection negatively impacts the functional capacity of the roof plumbing.

Where roof plumbing doesn't drain adequately, the area at the base perimeter can become excessively damp, potentially creating an environment that is susceptible to rust and corrosion of surrounding building elements, as well as attracting termites and other pests.

It is highly recommended that a plumber be appointed to further inspect the area and to install adequate drainage equipment where necessary.



Finding 6.05

Building:	Building 1
Location:	Shed
Finding:	Untreated or non-durable timbers in a hazardous environment
Information:	To reduce the risk of timber pest attack it is essential that timber used in a hazardous environment (e.g. in direct contact with the ground or frequently exposed to damp conditions) is of sufficient durability and/or is adequately preservative treated.

Untreated timbers in direct contact with the ground are likely to develop severe wood rot and/or fungal decay if left unattended creating attraction for subterranean termites to infest the timbers from surrounding areas.

If untreated or non-durable timbers are found to be in a hazardous environment it is highly advised that replacement of these building elements be performed as soon as possible to aid the protection of the property against termite / timber pest attack.



Finding 6.06

Building:	Building 1
Location:	All External Areas
Finding:	Termite Management System - no evidence of a chemical installation
Information:	The application of a post-construction chemical termite barrier is highly recommended for all properties, particularly if live termite activity has been found on the site previously. Such barriers are highly effective in preventing termite attack on any timber building elements throughout the property.

A durable notice should be placed in the switchboard unit to indicate current termite barriers. At the time of inspection, it appeared as though no termite management system has been installed, with no evidence to suggest preventative works taking place.

The client may consider gaining further advice from a pest controller as to the costs and procedures involved with this application. It is recommended that obtaining such advice be a short-term priority.





Evidence of fungal decay activity and/or damage

No evidence was found

Evidence of wood borer activity and/or damage

No evidence was found

Section D Significant Items

D4 Further Inspections

We advise that you seek additional specialist inspections from a qualified and, where appropriate, licensed

- As identified in summary and defect statements
- Registered/Licensed Builder
- Other

Jim's Building Inspections can put you in contact with qualified and licensed providers of these and other trades services. Please contact your inspector for recommendations, or visit www.jims.net.

D5 Conclusion - Assessment of overall condition of property

-

Compared to other buildings of a similar age, this Cement sheet clad, Timber framed building was found to be in Good condition at the time of the inspection.

The presence of potentially Asbestos containing material is noted as a defect. Asbestos testing is outside the scope of this inspection. An Asbestos testing specialist should be contacted if confirmation is required. In the interim, care should be taken if any renovation work is undertaken.

There is no evidence of previous Termite Management services. The property has factors that are Conducive to Termite attack. A Licensed Pest controller should be contacted soon to advise on a Termite Management Plan and avoid potentially costly repairs.

The relevant professional services should be engaged immediately to clarify further works as noted in the body of the report. Maintenance work items needing attention may be performed at the Client's discretion. Works should not be neglected as further deterioration may occur.

For further information, advice and clarification please contact Kevin Granger on: 0417 758 062

Section D Significant Items

The following items were noted as - For your information

Noted Item

Building: Building 1
Location: All Areas
Finding: Asbestos - Suspected ACM Identified on Site
Information: Reporting on Asbestos is outside the Scope of this Report. This suspected defect is highlighted as a caution only. We suspect, based on our experience in the building industry, that there is a higher risk of the identified building element containing asbestos.

As Asbestos Reporting is outside the scope of this report, we advise that you consider a separate Asbestos Inspection and Condition Audit, which can include the taking of samples for definitive confirmation of the presence of Asbestos.

In the interim, the client is advised to act with caution, especially when considering any damage to building materials general wear and tear renovations extensions demolition and general maintenance activities due to the suspected presence of Asbestos.



Noted Item

Building: Building 1
Location: Bathroom
Finding: Laminate - Cracked
Information: Cracked elements within the household detract from the overall appearance of the affected areas, as well as creating potential for water penetration to adjoining building elements. If left unmanaged, water damage may occur as a result of constant water penetration over a prolonged period of time.

While not considered a matter of urgency, replacement of this laminate material is advised as a solution. A Handyman may be appointed to perform these works at client discretion.



Noted Item

Building: Building 1
Location: All Areas
Finding: Additional Photos - Obstructions and Limitations
Information: These photographs are an indication of the obstructions and limitations which impeded full inspection of the property at the time of inspection. These obstructions can hide an array of defects and should be removed to allow full inspection to be carried out. A re-inspection is recommended once the areas are made accessible.





Definitions to help you better understand this report

Access hole (cover)	An opening in flooring or ceiling or other parts of a structure (such as service hatch, removable panel) to allow for entry to carry out an inspection, maintenance or repair.
Accessible area	An area of the site where sufficient, safe and reasonable access is available to allow inspection within the scope of the inspection.
Appearance defect	Fault or deviation from the intended appearance of a building element.
Asbestos-Containing Material (ACM)	Asbestos-containing material (ACM) means any material or thing that, as part of its design, contains asbestos.
Building element	A portion of a building that, by itself or in combination with other such parts, fulfils a characteristic function. NOTE: For example supporting, enclosing, furnishing or servicing building space.
Client	The person or other entity for whom the inspection is being carried out.
Conditions Conducive to Termite Activity	Noticeable building deficiencies or environmental factors that may contribute to the presence of Termites.
Defect	Fault or deviation from the intended condition of a material, assembly, or component.
Detailed assessment	An assessment by an accredited sampler to determine the extent and magnitude of methamphetamine contamination in a property.
Inspection	Close and careful scrutiny of a building carried out without dismantling, in order to arrive at a reliable conclusion as to the condition of the building.
Inspector	Person or organisation responsible for carrying out the inspection.
Instrument Testing	Where appropriate the carrying out of Tests using the following techniques and instruments: (a) electronic moisture detecting meter - an instrument used for assessing the moisture content of building elements (b) stethoscope - an instrument used to hear sounds made by termites within building elements (c) probing - a technique where timber and other materials/areas are penetrated with a sharp instrument (e.g. bradawl or pocket knife), but does not include probing of decorative timbers or finishes, or the drilling of timber and trees and (d) sounding - a technique where timber is tapped with a solid object. (e) T3I - an instrument used to detect movement, moisture and changes in temperature within timber
Limitation	Any factor that prevents full or proper inspection of the building.
Major defect	A defect of sufficient magnitude where rectification has to be carried

	out in order to avoid unsafe conditions, loss of utility or further deterioration of the property.
Methamphetamine	An amphetamine-type stimulant that is highly addictive. Methamphetamine is a controlled substance, classified as a Class A (very high-risk) drug under the Misuse of Drug Act. This term is used as a grouping term to include all substances screened for, specifically: Ephedrine, Pseudoephedrine, Amphetamine, Methamphetamine, MDA and MDMA.
Methamphetamine contamination	A property or part of a property where the level of methamphetamine has been tested in accordance with this standard and found to exceed 0.5 micrograms/100 cm ² (Residential) or 10 micrograms/100 cm ² (Commercial).
Methamphetamine production/manufacture	The manufacture of methamphetamine, including processing, packaging, and storage of methamphetamine and associated chemicals.
Minor defect	A defect other than a major defect.
Roof space/Roof void	Space between the roof covering and the ceiling immediately below the roof covering.
Screening assessment	An assessment by a screening sampler to determine whether or not methamphetamine is present.
Serviceability defect	Fault or deviation from the intended serviceability performance of a building element.
Significant item	An item that is to be reported in accordance with the scope of the inspection.
Site	Allotment of land on which a building stands or is to be erected.
Structural defect	Fault or deviation from the intended structural performance of a building element.
Structural element	Physically distinguishable part of a structure. NOTE: For example wall, columns, beam, connection.
Subfloor space	Space between the underside of a suspended floor and the ground.
Subterranean Termite Management Proposal	A written proposal in accordance with Australian Standard AS 3660.2 to treat a known subterranean termite infestation and/or manage the risk of concealed subterranean termite access to buildings and structures.
Termites	Wood destroying insects belonging to the order 'Isoptera' which commonly attack seasoned timber.
Tests	Additional attention to the visual examination was given to those accessible areas which the consultant's experience has shown to be

particularly susceptible to attack by Termites. Instrument Testing of those areas and other visible accessible timbers/materials/areas showing evidence of attack was performed.

Timber Pest Activity	Tell-tale signs associated with 'active' (live) and/or 'inactive' (absence of live) Timber Pests at the time of inspection.
Timber Pest Attack	Timber Pest Activity and/or Timber Pest Damage.
Timber Pest Damage	Noticeable impairments to the integrity of timber and other susceptible materials resulting from an attack by Timber Pests.
Urgent and Serious Safety Hazards	Building elements or situations that present a current or immediate potential threat of injury or disease to persons.

Terms on which this report was prepared

This report is based on the condition of the property at the time of inspection. We strongly recommend re-inspection 30 days after this report is issued as the general condition of the property is likely to have changed, including the extent of defects described and instance of potential undetected defects.

This report has been prepared in accordance with and subject to the pre-inspection agreement in place between the parties, which forms part of this Report.

This Report is prepared for the client identified above and may not be relied on by any other person without our express permission or by the purchase of this Report on our website.

SPECIAL ATTENTION SHOULD BE GIVEN TO THE SCOPE, LIMITATIONS AND EXCLUSIONS IN YOUR PRE-INSPECTION AGREEMENT AND THIS REPORT

Any of the exclusions or limitations identified for this Report may be the subject of a special-purpose inspection which we recommend being undertaken by an appropriately qualified inspector

RELIANCE AND DISCLOSURE

This report has been prepared based on conditions at the time of the report.

We own the copyright in this report and may make it available to third parties.

If your Property is in the Australian Capital Territory, you acknowledge we will make certain information about this Report available to the ACT Government for inclusion in the building and pest inspections public register if required under the *Civil Law (Sale of Residential Property) Act 2003*. This will include the fact the report has been prepared, the Property street address, date of the inspection, the name of the person who prepared the report and (if applicable) the entity that employs them.

UNDETECTED DEFECT RISK RATING

If this Report has identified a medium or high-risk rating for undetected defects, we strongly recommend a further inspection of areas that were inaccessible. This may include an invasive inspection that requires the removal or cutting of walls, floors or ceilings.

If the Property has been vacant for a period of time, moisture levels or leaks may not be detectable at the time of the inspection because often only frequent use of water pipes (showers, taps etc) result in a leak being identifiable. We advise further testing on pipes and water susceptible areas (such as the bathroom and laundry) after more frequent use has occurred.

IMPORTANT SAFETY INFORMATION:

This is not a report by a licensed plumber or electrician. We recommend a special-purpose

report to detect substandard or illegal plumbing and electrical work at the Property

This is not a smoke alarm report. We recommend all existing detectors in the Property be tested and advice sought as to the suitability of number, placement and operation.

This is not an asbestos report. There are potential products in the Property containing asbestos that will not be identified in this report. In order to accurately identify asbestos, we recommend performing an asbestos inspection, particularly for buildings built prior to 1988.

This is not a report on safety glass. Glazing in older homes may not reflect current standards and may cause significant injury if damaged. Exercise caution around the glass in older homes.

This is not a report on window opening restrictions. We have not inspected window opening restrictors. Window openings in older buildings may not reflect current standards and can be a potential risk. Window opening restrictors are advised for all second story or above windows with sill heights below 900mm. Some states make this a mandatory requirement. Owners should enquire of their local and state requirements to ensure compliance.

This is not a report on pool safety. If a swimming pool is present it should be the subject to a special purpose pool inspection.

External Timber Structures - Balcony and Decks. It is strongly recommended that a Structural Engineer is required to assess distributed load capacity of external timber structures such as balconies and decks, alerting users of the load capacity. Regular maintenance and inspections by competent practitioners to assess the ongoing durability of exposed external timber structures are needed.

This is not a Group Titled Property Report as per AS4349.2. If you require a report for a Group Titled Property as per this standard, please seek a separate inspection for Group Titled Properties.

MOISTURE

The identification of moisture, dampness or the evidence of water penetration is dependent on the weather conditions at the time an inspection. The absence of dampness identified in this Report does not necessarily mean the Property will not experience some damp problems in other weather conditions or that roofs, walls or wet areas are watertight.

Where the evidence of water penetration is identified we recommend detailed investigation of waterproofing in the surrounding area monitoring of the affected area over a period of time to fully detect and assess the cause of dampness.

MAINTENANCE OF THE PROPERTY

This Report is not a warranty or an insurance policy against problems developing with the Property in the future. Accordingly, a preventative maintenance program should be implemented which includes systematic inspections, detection and prevention of issues. Please contact the inspector who carried out this inspection for further advice.

It is strongly advised that appropriate steps be taken to remove, rectify or monitor any evidence of

conditions conducive to timber pest activity. Undertaking thorough regular inspections at intervals not exceeding twelve months (or more frequent inspections where the risk of timber pest attack is high or the building type is susceptible to attack). To further reduce the risk of subterranean termite attack, implement a management program in accordance with Australian Standard AS3660. This may include the installation of a monitoring and/or baiting system, or chemical and/or physical barrier. However, AS3660 stresses that subterranean termites can bridge or breach barrier systems and inspection zones and those thorough regular inspections of the building are necessary.

NO CERTIFICATION

- a) The Property has been compared to others of a similar age, construction type and method that had an acceptable level of basic maintenance completed.
- b) We don't advise you about title, ownership or other legal matters like easements, restrictions, covenants and planning laws. None of our inspections constitutes approval by a Building Surveyor, a certificate of occupancy or compliance with any law, regulation or standard, including any comment on whether the Property complies with current Australian Standards, Building Regulations or other legislative requirements.

RECTIFICATION COSTS

We don't provide advice on the costs of rectification or repair unless specifically identified in the scope of the Report. Any cost advice provided verbally or in this report must be taken as of a general nature and is not to be relied on. Actual costs depend on the quality of materials, the standard of work, what price a contractor is prepared to do the work for and may be contingent on approvals, delays and unknown factors associated with third parties. No liability is accepted for costing advice.