



Building and Timber Pest Inspection Report

Inspection Date: Thu, 26 Feb 2026

Property Address: 78 Wellington St, Bondi Beach NSW 2026,
Australia



Contents

	The Parties
Section A	Results of inspection - summary
Section B	General
Section C	Accessibility
Section D	Significant Items
Section E	Additional comments
Section F	Annexures to this report

Definitions to help you better understand this report

Terms on which this report was prepared

Special conditions or instructions

If you have any queries with this report or require further information, please do not hesitate to contact the person who carried out the inspection.

This Report has been prepared in accordance with the pre-inspection agreement in place between the parties set out below, which set out the purpose and scope of the inspection, and the significant items that will be reported on. This Report reflects the opinion of the inspector based on the documents that have been provided. This Report should be read in its entirety and in the context of the agreed scope of Services. If there is a discrepancy between the summary findings and the body of the Report, the body of the Report will prevail. We recommend that you should promptly implement any recommendation or advice in this Report, including recommendations of further inspections by another specialist. If you have any queries with this Report or require further information, please do not hesitate to contact the person who carried out the inspection. This Report contains reference to material that is the copyright of Standards Australia reproduced under agreement with SAI Global to Jim's Building Inspections (Australia).

Original Inspection Date: Thu, 26 Feb 2026

Modified Date: Mon, 2 Mar 2026

The Parties

Name of the Client:

Name of the Principal(if Applicable):

Job Address: 78 Wellington St, Bondi Beach NSW 2026, Australia

Client's Email Address:

Client's Phone Number:

Consultant: Bryce Harrington Ph: 0404 200 867
Email: Bondi@jimsbuildinginspections.com.au

EL0000191340

Company Name: Jim's Building Inspections (Bondi)

Company Address and Postcode: Maroubra 2035

Company Email: Bondi@jimsbuildinginspections.com.au

Company Contact Numbers: 0404 200 867

Special conditions or instructions

A report may be conditional on information provided by the person, agents or employees of the person requesting the report, apparent concealment of possible defects and a range of other factors

The following apply: Please read all defect statements and pictures in full to understand this report completely.

- The Pre- Inspection Agreement which includes the extent of reporting, limitations and exclusions must be read and agreed to prior to viewing this report.
- This report was commissioned for the sole use of the 'Client' and liability does not extend to any third parties. Any third party who did not purchase the report, acting or relying on this report, in whole or in part, does so entirely at their own risk.
- This report is only valid as at the date of the inspection and the client should be warned that issues may occur to the property between the inspection day anytime onwards.

To help protect against financial loss, it is essential that the building owner immediately control or rectify any evidence of destructive timber pest activity or damage identified in this inspection report. The Client should further investigate any area where access was not gained. It is strongly advised that appropriate steps be taken to remove, rectify or monitor any evidence of conditions conducive to timber pest attack.

To help minimise the risk of any future loss, the Client should consider the following options to further protect their investment against timber pest infestation;

Undertake thorough regular inspections at intervals not exceeding twelve months or more frequent inspections where the risk of timber pest attack is high or the building type is susceptible to attack. To further reduce the risk of subterranean termite attack implement a management program in accordance with Australian Standard AS 3660. This may include the installation of a monitoring and/or baiting system, or chemical and/or physical management system. However, AS 3660 stresses that subterranean termites can bridge or breach management systems and inspection zones and that thorough regular inspections of the building are necessary.

This report should be read in its entirety, including all defect statements referenced by pictures in full, to understand the report completely. Should you have any difficulty in understanding anything contained within this report then you should contact the inspector and have the matter explained to you prior to acting on this report.

The overall condition is based on any areas that have been able to have been accessed at the time of inspection. Any follow up inspections or further advice recommended at any point in the report should be carried out at by the client as advised. The overall condition of the property specified in this report may change following any additional issues that may then be found.

The classification of any defects is based on the inspectors understanding of the issue on the day of the inspection. This may be changed in light of any follow up inspections by the inspector, any other specialists or if any new information that is obtained at any time after the initial inspection..

The rectification of any safety hazards and major defects should be attended to immediately, while the rectification of all the other defects in this report should be conducted as soon as possible so that they do not turn into greater defects over time.

Section A Results of Inspection - summary

A summary of your inspection is outlined below; please also refer to the Report.

	Found	Not Found
Safety Hazard		✓
Major Defect		✓
Minor Defect	✓	
Live Timber Pest Activity		✓
Timber Pest Damage		✓
Conditions Conducive to Timber Pest Activity	✓	
Evidence of fungal decay activity and/or damage		✓
Evidence of wood borer activity and/or damage		✓
Evidence of a previous termite management program		✓

Overall Condition (Building)

In summary, the building, compared to others of similar age and construction is in the condition documented in this report.

Overall Condition (Timber Pest)

In summary, the building, compared to others of similar age and construction is moderately susceptible to timber pests. A termite treatment is recommended.

Section B General

General description of the property

Building Type	Residential
Company or Strata title	No
Floor	Part Slab and Part Subfloor, Suspended Timber Frame, Timber with hardboard areas
Furnished	Furnished
No. of bedrooms	3
Occupied	Occupied
Orientation	East
Other Building Elements	Driveway, Fence - Brick, Fence - Post and Rail Construction, Party Walls, Pergola, Shed
Other Timber Bldg Elements	Deck, Door Frames, Doors, External Joinery, Internal Joinery, Skirting Boards, Floorboards, Stair Railing, Staircase, Window Frames
Roof	Pitched, Tiled, Timber Framed, Flat, Coated Metal
Storeys	Double
Walls	Cavity Brick, Brick Veneer
Weather	Fine

Section C Accessibility

Areas Inspected

The following areas were inspected. As documented in your Pre-Inspection Agreement, obstructions and limitations to the accessible areas for inspection are to be expected in any inspection. Refer also to our listing of obstructions and limitations.

- Exterior
- Interior
- Roof Exterior
- Roof Void
- Wall Exterior

The inspection excludes areas which are affected by obstructions, where access is limited or unsafe. We do not move obstructions and defects, timber pest activity or conditions conducive to these may not be obvious unless they are removed.

Inaccessible Areas

The following areas were inaccessible:

- Areas of skillion or flat roof - no access
- Ceiling Cavity - Part.
- Outside of the fencing.
- Roof Exterior - Part
- Subfloor.
- Wall Exterior - where neighbouring buildings immediately adjoin.

Any areas which are inaccessible at the time of inspection present a high risk for undetected defects and timber pest activity and conditions conducive to these. The client is advised to make inaccessible areas accessible wherever possible for re-inspection.

Obstructions and Limitations

Building defects, termite and timber pest activity as well as conditions conducive to both, may be concealed by the following obstructions which prevented full inspection:

- Appliances and equipment

- Areas of skillion or flat roof - no access
- Ceiling cavity inspection was obstructed by approximately 25% due to obstructions like insulation, ducting, poor clearance and lack of safe access.
- Ceiling linings
- Decking
- Fixed ceilings
- Fixed Furniture - Built-in Cabinetry
- Floor coverings
- Furniture
- Insulation
- Rugs
- Subfloor was not able to be inspected - there was no access to this area.
- Stored items
- Stored items, built in cabinetry, furniture and personal items obscured approximately 25% of every room.
- Vegetation
- Wall linings
- Wallpaper or Wall Coverings

The presence of obstructions increases the risk of undetected building defects, timber pest activity and conditions conducive to these. The client should make arrangement to remove obstructions where ever possible and re-inspect these areas urgently.

Undetected defect risk (Building)

A risk rating is provided to help you understand the degree to which accessibility issues and the presence of obstructions have limited the scope of the inspection

The risk of undetected defects is: **Medium**

When the risk of undetected defects is medium or high we strongly recommend further inspection once access is provided or if the obstruction can be removed. Contact us for further advice.

Undetected defect risk (Timber Pest)

A risk rating is provided to help you understand the degree to which accessibility issues and the

presence of obstructions have limited the scope of the inspection

The risk of undetected defects is: **Medium**

When the risk of undetected defects is medium or high we strongly recommend further inspection once access is provided or if the obstruction can be removed. Contact us for further advice.

Section D Significant Items

Safety Hazard

No evidence was found

Major Defect

No evidence was found

Minor Defect

Finding 3.01

Building: Main Building
 Location: Bedroom 2
 Finding: Cracking - Damage Category 0 - Hairline (less than 1mm)
 Information: Hairline cracks are very minor in nature and generally are only ever an appearance defect. While such cracking may be noticeable in some cases, it is quite common and does not indicate any structural damage.

Cracking of this nature can generally be repaired with minor sanding, filling and/or repainting. Such works should be performed by a qualified painter or a general handyman.

Monitoring of all cracking should be conducted frequently. Always contact a building inspector should cracks widen, lengthen, or become more numerous.



Finding 3.02

Building: Main Building
 Location: Bedroom 2
 Finding: Sash Cords Broken or Missing
 Information: Sashes are the moveable panes of windows that primarily slide vertically over each

other to expose one half of the window area. Each sash is provided with sash cord connected to an internal weight which act to hold the window in place in one position.

These cords are prone to degradation over time and replacement is required.

Repairing or replacing sash cords should be conducted by a carpenter or handyman. It is advised that such works be completed to improves the operational state of the affected window.



Finding 3.03

Building: Main Building
Location: Bedroom 2
Finding: Window - Cracked
Information: Cracks were identified in the window in this area. Cracking in windows is generally the result of impact damage, and is likely to develop further when left unmanaged.

A qualified glazier is required to repair the window as soon as possible.



Finding 3.04

Building: Main Building




Location: Lounge Room

Finding: Deterioration to Timber Flooring and Fixings

Information: The timber flooring throughout the lounge room shows staining around nail and fixing points. This is likely due to age-related deterioration and possible corrosion of the original fixings, which has caused discolouration to the surrounding timber.

In some areas, the affected fixings appear to have loosened over time, resulting in slight movement and looseness of individual floorboards. Continued deterioration of the fixings may lead to increased movement, squeaking, or further loosening of the boards.

Repairs are recommended. A carpenter or flooring specialist should be engaged to assess the condition of the fixings and floorboards, re-secure loose boards, and replace deteriorated fixings where required.





Finding 3.05

Building:	Main Building
Location:	Lounge Room
Finding:	Signs of Wood borer activity identified
Information:	Wood borers small beetles that colonise in exposed timber elements are a common timber pest that are regularly mistaken for termites. Although wood borer activity is generally not detrimental to the affected timber they may lead to serious damage and necessitate replacement of certain building elements if left unattended. As no live wood borer activity was identified treatment is not required at this time. Replacement of affected timbers may be considered by the client for aesthetic reasons.



Finding 3.06

Building:	Main Building
Location:	Yard - Back
Finding:	Cracked and Leaning Brick Boundary Fence / Retaining Wall
Information:	The brick boundary fence and associated retaining wall were observed to be significantly cracked and leaning. The extent of cracking and displacement indicates structural movement beyond normal cosmetic deterioration.

The movement appears consistent with lateral pressure, possibly from the adjoining flower bed or planter box constructed against the wall. Ongoing soil or planter

pressure may be contributing to the wall being pushed outward.

The wall will require replacement in the near future. It is recommended that a qualified builder or structural contractor assess the extent of movement and carry out replacement works, including addressing any contributing soil or planter pressures to prevent recurrence.



Finding 3.07

Building:	Main Building
Location:	Front Elevation
Finding:	Render - cracking (Fine)
Information:	Although fine cracks are quite noticeable, they are often only considered to be an appearance defect and usually do not indicate any structural damage. Generally, the cause of a fine crack is indicative of slight movement of the property and is common for houses of this age.

Cracking of this nature can generally be repaired with minor filling and should be conducted by a qualified painter.

Always contact a building inspector should cracks widen lengthen or become more numerous.



Finding 3.08

Building:	Main Building
Location:	Roof Exterior
Finding:	Roof Flashings - Rusted
Information:	Upon inspection of the exterior roofing structure, evidence of rust was identified to the flashing.

If left unmanaged, these degrading can allow water ingress to the internal roofing structures, potentially leading to secondary damage of building elements. Accelerated deterioration of any associated building elements is also likely to occur.

A roofing contractor should be appointed immediately to assess the damage to the flashings and to perform remedial works as necessary. Works may include replacement of severely affected flashings or minor works such as the application of rust-retardant surface protectors.



Finding 3.09

Building:	Main Building
Location:	Exterior walls - right side
Finding:	Sandstone deterioration
Information:	Deterioration was evident to sections of the sandstone in this area at the time of inspection. Commonly referred to as stone corrosion or erosion, the blocks are aged and likely to have been affected by a variety of factors, including weather exposure, damage, salt-based deterioration, and more. Overtime, these factors can affect the blocks, causing them to become brittle and appear corroded or eroded. If left unmanaged, potential implications include further deterioration of the building materials, the development of secondary defects, and potential development of structural instability of the wall. Consultation with a stone mason is recommended and repairs should be carried out at their advise.



Finding 3.10

Building:	Main Building
Location:	Roof Void
Finding:	Electrical junction box missing
Information:	These wiring joins are not adequately protected by junction boxes. Junction boxes provide a second insulation barrier to adequately seal off and protect the wires, increasing the safety of the immediate environment and ensuring that the wiring is not damaged.

The absence of junction boxes poses as an electrical safety hazard, providing risk of electrocution.

Appointment of a licensed electrician is highly advised to provide additional information on the risks of unprotected wiring and to install junction boxes and any other elements as required.






Finding 3.11

Building:	Main Building
Location:	Roof Exterior
Finding:	Suspected Inadequate Downpipe Provision – Roof Plumbing
Information:	The roof plumbing appears to discharge to a single downpipe located at the rear of the property. Based on the roof area being serviced, there is concern that the number of downpipes may be insufficient for effective stormwater discharge.

Although the system may be functioning under normal rainfall conditions, heavy downpours could result in overloading of the single downpipe, leading to gutter overflow or surcharge at the connection point to the stormwater system near the rear deck.

It is recommended that the system be monitored during periods of heavy rainfall to confirm adequate performance. If overflow or back-up is observed, consultation with a licensed roof plumber is advised to assess whether additional downpipes or drainage upgrades are required.






Finding 3.12

Building:	Main Building
Location:	Exterior walls - right side
Finding:	Site drainage - Inadequate
Information:	The site drainage in side and rear of the house was found to be inadequate at the time of inspection, creating potential for subsequent water damage to associated building elements.

It is important that water does not lie against the base of walls; surrounding paths and ground levels should be sloped to drain water away from walls. Stormwater should be carried away by large, regularly cleaned drains.

Where site drainage is inadequate, installation of additional drainage may be required. A qualified plumber should be appointed to further inspect the property and perform any remedial works as necessary. Water damage and secondary defects are likely to occur if left unmanaged.



Live Timber Pest Activity

No evidence was found

Timber Pest Damage

No evidence was found

Conditions Conducive to Timber Pest Activity

Finding 6.01

Building:	Main Building
Location:	Front Elevation
Finding:	Termite Management System No Evidence of Installation
Information:	The application of a post-construction termite barrier is highly recommended for all properties. Such barriers are highly effective in preventing termite attack on any timber building elements throughout the property.

A durable notice should be placed in the switchboard unit to indicate current termite barriers. At the time of inspection, it appeared as though no termite management system has been installed, with no evidence to suggest preventative works taking place.

The client may consider gaining further advice from a pest controller as to the costs and procedures involved with this application. It is recommended that obtaining such advice be a short-term priority.



Evidence of fungal decay activity and/or damage

No evidence was found

Evidence of wood borer activity and/or damage

No evidence was found

Section D Significant Items

D4 Further Inspections

We advise that you seek additional specialist inspections from a qualified and, where appropriate, licensed

- As identified in summary and defect statements

Jim's Building Inspections can put you in contact with qualified and licensed providers of these and other trades services. Please contact your inspector for recommendations, or visit www.jims.net.

D5 Conclusion - Assessment of overall condition of property

- BUILDING

The building compared to others of a similar age and construction appears to be in good condition. It does however have some defects that require repairs and some minor maintenance issues that will require attention and remedial maintenance. Left unmanaged some of these defects may become costly in the future and develop into more major defects over time.

Please be aware that limitation's did affect the inspection and areas of low clearance and poor access meant a complete inspection of the roof space was not possible and areas of furniture, stored items and garden vegetation meant some areas were obstructed.

No access point to the subfloor meant that this area could not be accessed.

TIMBER PEST

Due to the degree of risk of subterranean termite infestation noted in this report and all other findings of this report, we strongly recommend that a full inspection and written report in accord with AS 4349.3 or AS 3660.2:2017 is conducted at this property not exceeding 12 months.

Note: Inspections WILL NOT stop timber pest infestation; however, the damage which may be caused will be reduced when the infestation is found at an early stage.

Wall paneling, wall paper, carpet and fixed cabinetry can obscure termite activity.

Please be aware evidence of termites, including damage, may be present to concealed and inaccessible timbers, and would only be found if exposed by invasive means.

The following items are highly recommended where applicable:

- Install a Post-Construction Termite Management System to the property (consult a suitably qualified termite expert for advice).
- No evidence of minimum annual inspections have been carried out as recommended on every property.
- Access should be gained to the subfloor to allow a complete inspection of the property.

- Trees over 100mm diameter on the property should be drilled and tested for termite activity.
- Regular inspections every 6-12 months (or as advised by the termite management system installer)
- Trees nearby on other properties could not be inspected

For further information, advice and clarification please contact Bryce Harrington on: 0404 200 867

Section D Significant Items

The following items were noted as - For your information

Noted Item

Building:

Location: All Areas


Finding: Additional Photos & Information

Information: Additional photos are provided for your general reference. These show areas that were inspected, but may not have necessarily had defects.

Some photos may also show obstructions and limitations which impeded full inspection of the property at the time of inspection. Additional photos also show other elements such as hot water systems and RCD switches (electrical safety switches) on power boxes.

This property has no insulation in the roof void as shown in the additional photos.





Definitions to help you better understand this report

Access hole (cover)	An opening in flooring or ceiling or other parts of a structure (such as service hatch, removable panel) to allow for entry to carry out an inspection, maintenance or repair.
Accessible area	An area of the site where sufficient, safe and reasonable access is available to allow inspection within the scope of the inspection.
Appearance defect	Fault or deviation from the intended appearance of a building element.
Asbestos-Containing Material (ACM)	Asbestos-containing material (ACM) means any material or thing that, as part of its design, contains asbestos.
Building element	A portion of a building that, by itself or in combination with other such parts, fulfils a characteristic function. NOTE: For example supporting, enclosing, furnishing or servicing building space.
Client	The person or other entity for whom the inspection is being carried out.
Conditions Conducive to Termite Activity	Noticeable building deficiencies or environmental factors that may contribute to the presence of Termites.
Defect	Fault or deviation from the intended condition of a material, assembly, or component.
Detailed assessment	An assessment by an accredited sampler to determine the extent and magnitude of methamphetamine contamination in a property.
Inspection	Close and careful scrutiny of a building carried out without dismantling, in order to arrive at a reliable conclusion as to the condition of the building.
Inspector	Person or organisation responsible for carrying out the inspection.
Instrument Testing	Where appropriate the carrying out of Tests using the following techniques and instruments: (a) electronic moisture detecting meter - an instrument used for assessing the moisture content of building elements (b) stethoscope - an instrument used to hear sounds made by termites within building elements (c) probing - a technique where timber and other materials/areas are penetrated with a sharp instrument (e.g. bradawl or pocket knife), but does not include probing of decorative timbers or finishes, or the drilling of timber and trees and (d) sounding - a technique where timber is tapped with a solid object. (e) T3I - an instrument used to detect movement, moisture and changes in temperature within timber
Limitation	Any factor that prevents full or proper inspection of the building.
Major defect	A defect of sufficient magnitude where rectification has to be carried

	out in order to avoid unsafe conditions, loss of utility or further deterioration of the property.
Methamphetamine	An amphetamine-type stimulant that is highly addictive. Methamphetamine is a controlled substance, classified as a Class A (very high-risk) drug under the Misuse of Drug Act. This term is used as a grouping term to include all substances screened for, specifically: Ephedrine, Pseudoephedrine, Amphetamine, Methamphetamine, MDA and MDMA.
Methamphetamine contamination	A property or part of a property where the level of methamphetamine has been tested in accordance with this standard and found to exceed 0.5 micrograms/100 cm ² (Residential) or 10 micrograms/100 cm ² (Commercial).
Methamphetamine production/manufacture	The manufacture of methamphetamine, including processing, packaging, and storage of methamphetamine and associated chemicals.
Minor defect	A defect other than a major defect.
Roof space/Roof void	Space between the roof covering and the ceiling immediately below the roof covering.
Screening assessment	An assessment by a screening sampler to determine whether or not methamphetamine is present.
Serviceability defect	Fault or deviation from the intended serviceability performance of a building element.
Significant item	An item that is to be reported in accordance with the scope of the inspection.
Site	Allotment of land on which a building stands or is to be erected.
Structural defect	Fault or deviation from the intended structural performance of a building element.
Structural element	Physically distinguishable part of a structure. NOTE: For example wall, columns, beam, connection.
Subfloor space	Space between the underside of a suspended floor and the ground.
Subterranean Termite Management Proposal	A written proposal in accordance with Australian Standard AS 3660.2 to treat a known subterranean termite infestation and/or manage the risk of concealed subterranean termite access to buildings and structures.
Termites	Wood destroying insects belonging to the order 'Isoptera' which commonly attack seasoned timber.
Tests	Additional attention to the visual examination was given to those accessible areas which the consultant's experience has shown to be

particularly susceptible to attack by Termites. Instrument Testing of those areas and other visible accessible timbers/materials/areas showing evidence of attack was performed.

Timber Pest Activity	Tell-tale signs associated with 'active' (live) and/or 'inactive' (absence of live) Timber Pests at the time of inspection.
Timber Pest Attack	Timber Pest Activity and/or Timber Pest Damage.
Timber Pest Damage	Noticeable impairments to the integrity of timber and other susceptible materials resulting from an attack by Timber Pests.
Urgent and Serious Safety Hazards	Building elements or situations that present a current or immediate potential threat of injury or disease to persons.

Terms on which this report was prepared

This report is based on the condition of the property at the time of inspection. We strongly recommend re-inspection 30 days after this report is issued as the general condition of the property is likely to have changed, including the extent of defects described and instance of potential undetected defects.

This report has been prepared in accordance with and subject to the pre-inspection agreement in place between the parties, which forms part of this Report.

This Report is prepared for the client identified above and may not be relied on by any other person without our express permission or by the purchase of this Report on our website.

SPECIAL ATTENTION SHOULD BE GIVEN TO THE SCOPE, LIMITATIONS AND EXCLUSIONS IN YOUR PRE-INSPECTION AGREEMENT AND THIS REPORT

Any of the exclusions or limitations identified for this Report may be the subject of a special-purpose inspection which we recommend being undertaken by an appropriately qualified inspector

RELIANCE AND DISCLOSURE

This report has been prepared based on conditions at the time of the report.

We own the copyright in this report and may make it available to third parties.

If your Property is in the Australian Capital Territory, you acknowledge we will make certain information about this Report available to the ACT Government for inclusion in the building and pest inspections public register if required under the *Civil Law (Sale of Residential Property) Act 2003*. This will include the fact the report has been prepared, the Property street address, date of the inspection, the name of the person who prepared the report and (if applicable) the entity that employs them.

UNDETECTED DEFECT RISK RATING

If this Report has identified a medium or high-risk rating for undetected defects, we strongly recommend a further inspection of areas that were inaccessible. This may include an invasive inspection that requires the removal or cutting of walls, floors or ceilings.

If the Property has been vacant for a period of time, moisture levels or leaks may not be detectable at the time of the inspection because often only frequent use of water pipes (showers, taps etc) result in a leak being identifiable. We advise further testing on pipes and water susceptible areas (such as the bathroom and laundry) after more frequent use has occurred.

IMPORTANT SAFETY INFORMATION:

This is not a report by a licensed plumber or electrician. We recommend a special-purpose

report to detect substandard or illegal plumbing and electrical work at the Property

This is not a smoke alarm report. We recommend all existing detectors in the Property be tested and advice sought as to the suitability of number, placement and operation.

This is not an asbestos report. There are potential products in the Property containing asbestos that will not be identified in this report. In order to accurately identify asbestos, we recommend performing an asbestos inspection, particularly for buildings built prior to 1988.

This is not a report on safety glass. Glazing in older homes may not reflect current standards and may cause significant injury if damaged. Exercise caution around the glass in older homes.

This is not a report on window opening restrictions. We have not inspected window opening restrictors. Window openings in older buildings may not reflect current standards and can be a potential risk. Window opening restrictors are advised for all second story or above windows with sill heights below 900mm. Some states make this a mandatory requirement. Owners should enquire of their local and state requirements to ensure compliance.

This is not a report on pool safety. If a swimming pool is present it should be the subject to a special purpose pool inspection.

External Timber Structures - Balcony and Decks. It is strongly recommended that a Structural Engineer is required to assess distributed load capacity of external timber structures such as balconies and decks, alerting users of the load capacity. Regular maintenance and inspections by competent practitioners to assess the ongoing durability of exposed external timber structures are needed.

This is not a Group Titled Property Report as per AS4349.2. If you require a report for a Group Titled Property as per this standard, please seek a separate inspection for Group Titled Properties.

MOISTURE

The identification of moisture, dampness or the evidence of water penetration is dependent on the weather conditions at the time an inspection. The absence of dampness identified in this Report does not necessarily mean the Property will not experience some damp problems in other weather conditions or that roofs, walls or wet areas are watertight.

Where the evidence of water penetration is identified we recommend detailed investigation of waterproofing in the surrounding area monitoring of the affected area over a period of time to fully detect and assess the cause of dampness.

MAINTENANCE OF THE PROPERTY

This Report is not a warranty or an insurance policy against problems developing with the Property in the future. Accordingly, a preventative maintenance program should be implemented which includes systematic inspections, detection and prevention of issues. Please contact the inspector who carried out this inspection for further advice.

It is strongly advised that appropriate steps be taken to remove, rectify or monitor any evidence of

conditions conducive to timber pest activity. Undertaking thorough regular inspections at intervals not exceeding twelve months (or more frequent inspections where the risk of timber pest attack is high or the building type is susceptible to attack). To further reduce the risk of subterranean termite attack, implement a management program in accordance with Australian Standard AS3660. This may include the installation of a monitoring and/or baiting system, or chemical and/or physical barrier. However, AS3660 stresses that subterranean termites can bridge or breach barrier systems and inspection zones and those thorough regular inspections of the building are necessary.

NO CERTIFICATION

- a) The Property has been compared to others of a similar age, construction type and method that had an acceptable level of basic maintenance completed.
- b) We don't advise you about title, ownership or other legal matters like easements, restrictions, covenants and planning laws. None of our inspections constitutes approval by a Building Surveyor, a certificate of occupancy or compliance with any law, regulation or standard, including any comment on whether the Property complies with current Australian Standards, Building Regulations or other legislative requirements.

RECTIFICATION COSTS

We don't provide advice on the costs of rectification or repair unless specifically identified in the scope of the Report. Any cost advice provided verbally or in this report must be taken as of a general nature and is not to be relied on. Actual costs depend on the quality of materials, the standard of work, what price a contractor is prepared to do the work for and may be contingent on approvals, delays and unknown factors associated with third parties. No liability is accepted for costing advice.