



Building and Timber Pest Inspection Report

Inspection Date: Tue, 27 Jan 2026

Property Address: U3/4 James Ln, Kiama NSW 2533, Australia



Contents

	The Parties
Section A	Results of inspection - summary
Section B	General
Section C	Accessibility
Section D	Significant Items
Section E	Additional comments
Section F	Annexures to this report

Definitions to help you better understand this report

Terms on which this report was prepared

Special conditions or instructions

If you have any queries with this report or require further information, please do not hesitate to contact the person who carried out the inspection.

This Report has been prepared in accordance with the pre-inspection agreement in place between the parties set out below, which set out the purpose and scope of the inspection, and the significant items that will be reported on. This Report reflects the opinion of the inspector based on the documents that have been provided. This Report should be read in its entirety and in the context of the agreed scope of Services. If there is a discrepancy between the summary findings and the body of the Report, the body of the Report will prevail. We recommend that you should promptly implement any recommendation or advice in this Report, including recommendations of further inspections by another specialist. If you have any queries with this Report or require further information, please do not hesitate to contact the person who carried out the inspection. This Report contains reference to material that is the copyright of Standards Australia reproduced under agreement with SAI Global to Jim's Building Inspections (Australia).

Original Inspection Date: Tue, 27 Jan 2026

Modified Date: Wed, 28 Jan 2026

The Parties

Name of the Client:

Name of the Principal(if Applicable):

Job Address: U3/4 James Ln, Kiama NSW 2533, Australia

Client's Email Address:

Client's Phone Number:

Consultant: Justin Blake Ph: 0435 182 122
Email: Shellharbour@jimsbuildinginspections.com.au

Company Name: Jim's Building Inspections (Shellharbour)

Company Address and Postcode: Shellharbour 2529

Company Email: Shellharbour@jimsbuildinginspections.com.au

Company Contact Numbers: 0435 182 122

Special conditions or instructions

A report may be conditional on information provided by the person, agents or employees of the person requesting the report, apparent concealment of possible defects and a range of other factors

The following apply: The PreInspection Agreement which includes the extent of reporting, limitations and exclusions must be read and agreed to prior to viewing this report. The photos at the back of this report are an example of some of the areas that could not be inspected due to the obstructions found on the day of the inspection. This report is a visual inspection and these areas may have concealed defects.

This report is only valid as at the date of the inspection, any defects found or incurred after this date cannot be guaranteed.

THIS IS A VISUAL INSPECTION ONLY limited to those areas and sections of the property fully accessible and visible to the Inspector on the date of Inspection. The inspection DID NOT include

breaking apart, dismantling, removing or moving objects including, but not limited to, foliage, mouldings, roof insulation/ sisalation, floor or wall coverings, sidings, ceilings, floors, furnishings, appliances or personal possessions. The inspector CANNOT see inside walls, between floors, inside skillion roofing, behind stored goods in cupboards and other areas that are concealed or obstructed

This report was commissioned for the sole use of the 'Client' and liability does not extend to any third parties. Any third party not named on page 3 of this report, acting or relying on this report, in whole or in part, does so entirely at their own risk.

New South Wales experiences major weather events annually. These periods of storms and torrential & driving rains from certain angles can overwhelm residential roofs, waterproofed areas, skylights, flashings & guttering causing water ingress into properties that otherwise would not happen in normal rain conditions. Therefore no guarantee can be given against any future roof leaks.

All roof coverings & plumbing, flashings, exterior guttering, box gutters and downpipes, even with gutter guard products installed, should remain free of all debris and possible blockages. Blockages may lead to pooling, accumulated water overflows, possible water ingress and the associated damage to adjoining building elements. Any areas of missing or aged/corroded guttering should be replaced. All flat roofs and waterproofed areas should be monitored regularly.

Where any elevated Structure (deck, balcony, verandah etc) is present, and this elevated structure is designed to accommodate people, you MUST have this structure checked by an engineer or other suitably qualified person.

External timber structures are also constantly exposed to weather elements and can deteriorate in an accelerated manner, ongoing assessments are required

You should also arrange annual inspections of the structure by an engineer or other suitably qualified person to ensure any maintenance, that may become necessary, is identified. Care must be taken not to overload the structure.

Nothing contained in this report should be taken as an indicator that an assessment has been made, on any elevated structure, as suitable for any specific number of people or purpose. This can only be done by a qualified engineer.

For the purpose of this report, the Structure includes the elevated front verandah which shows very minor rust to some brackets, cracking to both one brick and the corner concrete (2mm) in the east corner.

Section A Results of Inspection - summary

A summary of your inspection is outlined below; please also refer to the Report.

	Found	Not Found
Safety Hazard	✓	
Major Defect	✓	
Minor Defect	✓	
Live Timber Pest Activity		✓
Timber Pest Damage		✓
Conditions Conducive to Timber Pest Activity	✓	
Evidence of fungal decay activity and/or damage		✓
Evidence of wood borer activity and/or damage		✓
Evidence of a previous termite management program		✓

Overall Condition

In summary, the building, compared to others of similar age and construction is in the condition documented in this report.

Overall Condition (Building)

In summary, the building, compared to others of similar age and construction is in fair condition with the safety defects of no window restrictors on many windows, the major defect of the damaged front fence and loose and damaged roof timbers and numerous minor defects.

Overall Condition (Timber Pest)

In summary, the building, compared to others of similar age and construction is highly susceptible to timber pests. A termite treatment is required.

Section B General

General description of the property

Building Type	Residential, Multi Unit Property, Apartment
---------------	---

Company or Strata title	Yes
-------------------------	-----

Floor	Concrete
-------	----------

Furnished	Unfurnished
-----------	-------------

No. of bedrooms	2
-----------------	---

Occupied	Unoccupied
----------	------------

Orientation	East
-------------	------

Other Building Elements	Party Walls, Fence - Brick, Footpath, Garage, Fence - Post and Rail Construction, Driveway, Retaining Walls
-------------------------	---

Other Timber Bldg Elements	Doors, Internal Joinery, Fascias, Floating Floor, Skirting Boards
----------------------------	---

Roof	Timber Framed, Pitched, Tiled
------	-------------------------------

Storeys	Double
---------	--------

Walls	Cavity Brick
-------	--------------

Weather	Fine
---------	------

Section C Accessibility

Areas Inspected

The following areas were inspected. As documented in your Pre-Inspection Agreement, obstructions and limitations to the accessible areas for inspection are to be expected in any inspection. Refer also to our listing of obstructions and limitations.

- Exterior
- Interior
- Gardens
- Fencing
- Outbuildings
- Roof Exterior - Part
- Trees
- Wall Exterior

The inspection excludes areas which are affected by obstructions, where access is limited or unsafe. We do not move obstructions and defects, timber pest activity or conditions conducive to these may not be obvious unless they are removed.

Inaccessible Areas

The following areas were inaccessible:

- Ceiling Cavity.
- Exterior Roof Surface - Second Storey.
- Slab edge which would normally be exposed due to finished ground levels obscuring inspection.
- Wall exterior due to obstructions.

Any areas which are inaccessible at the time of inspection present a high risk for undetected defects and timber pest activity and conditions conducive to these. The client is advised to make inaccessible areas accessible wherever possible for re-inspection.

Obstructions and Limitations

Building defects, termite and timber pest activity as well as conditions conducive to both, may be concealed by the following obstructions which prevented full inspection:

- Appliances and equipment
- Ceiling linings
- Fixed ceilings
- Fixed Furniture - Built-in Cabinetry
- Wall linings
- Vegetation

The presence of obstructions increases the risk of undetected building defects, timber pest activity and conditions conducive to these. The client should make arrangement to remove obstructions where ever possible and re-inspect these areas urgently.

Undetected defect risk (Building)

A risk rating is provided to help you understand the degree to which accessibility issues and the presence of obstructions have limited the scope of the inspection

The risk of undetected defects is: **High**

When the risk of undetected defects is medium or high we strongly recommend further inspection once access is provided or if the obstruction can be removed. Contact us for further advice.

Undetected defect risk (Timber Pest)

A risk rating is provided to help you understand the degree to which accessibility issues and the presence of obstructions have limited the scope of the inspection

The risk of undetected defects is: **High**

When the risk of undetected defects is medium or high we strongly recommend further inspection once access is provided or if the obstruction can be removed. Contact us for further advice.

Section D Significant Items

Safety Hazard

Finding 1.01

Building:	Building 1
Location:	Many windows
Finding:	Window opening restrictors missing.
Information:	The Building Code of Australia rules require all openable windows (where the internal floor is more than 2m above the ground outside) in residential rooms to be fitted with a suitable screen or restrictor. Windows located 1.7m above the floor level do not require protection.

Window restrictors are required where people who are vulnerable to the risk of falling have access to windows. This means all windows above ground level which do not have another fall prevention safety measure in place, such as a balcony or balustrade should have a restrictor. Some restrictors were found in the unit but not installed.


These need to be added urgently for the safety of all persons.



Major Defect

Finding 2.01

Building:	Building 1
Location:	Front yard
Finding:	Front fence leaning and major step cracking
Information:	Evidence of damage was identified to the front fence. Sections of this fence show major step cracking and leaning toward the street. A fencing contractor or bricklayer would be responsible for replacement of this fence as soon a possible to prevent further damage.



Finding 2.02

Building:	Main Building
Location:	Exterior walls - both sides
Finding:	Fascias - Wood rotted and loose
Information:	Wood rot was found to be affecting fascias and barges, mostly on the left wall of Unit 3. This appears to have been occurring for years and parts are now falling off.

Wood rot, also known as Fungal Decay, occurs when timbers and other cellulose building materials are exposed to damp conditions on an ongoing basis.

It is likely that this wood rot has developed as a result of faults in the roof plumbing, creating excessive moisture in this areas. Frequent exposure to rain and other weather conditions also make fascias and barges susceptible to accelerated deterioration.

Early intervention and regular maintenance will prolong the useful life of these building elements. Prior to any works being performed, the cause of the moisture that has created the visible wood rot should be identified and addressed by a roofing contractor.

It is advised that a roof plumber be appointed to inspect all roof plumbing and subsequently identify the cause of the wood rot. Replacement of affected fascias and barges may then be a necessary step in protecting surrounding building elements from such deterioration.

A roofing contractor should be appointed to assess this upper storey and to provide advice on any remedial works as required.

A qualified carpenter or registered builder will then be required to replace these badly affected building materials.

This damaged timber is described as a major defect due to the internal damage that may be caused if rainwater enters the building as a result of this damage.





Minor Defect

Finding 3.01

Building: Main Building
 Location: Exterior walls - left side of unit 3
 Finding: Sealant (external) - Missing.
 Information: It was noted on inspection that areas of external sealant was missing to small areas of the external windows.

A flexible sealant or flashing is required to protect the associated building materials from rainwater ingress.

Flexible sealants should be applied to these affected areas to prevent any subsequent water damage that is likely to occur.

A sealant specialist or skilled handy person should be appointed to complete these works as soon as possible



Finding 3.02

Building: Main Building
 Location: Right front perimeter fence

Finding: Fence damaged - leaning
 Information: Evidence of damage to this fence was identified at the time of the inspection. The likely cause is not enough concrete used in the post footings.

If left unmanaged this fence may deteriorate further. It is suggest a licensed builder or fencer be engaged for rectification when convenient.



Finding 3.03

Building: Main Building
 Location: All exterior unit wall corners
 Finding: Brickwork - Step cracking (minor up to 3mm)
 Information: Step cracking was identified to the brickwork all 4 corners of the unit block at the time of inspection. Step cracking, which is similar to other forms of cracking, has a variety of possible causes. However, the most common is the subsidence of adjacent footings.

Step cracking is a relatively common defect, and is most likely to occur adjacent to windows, doors and other openings. Mortar failure in the gaps between affected bricks indicates the stresses and tensions affecting the wall.

Where step cracking is extensive or severe, the client is advised to consult a structural engineer. This minor step cracking can be used as a warning sign to address factors causing stress to the wall, which can include the effect of surrounding trees, water leaks, soil erosion, or even the presence of reactive soils in the surrounding area.



Finding 3.04

Building:	Building 1
Location:	Verandah
Finding:	Crack in verandah slab - Category 2
Information:	<p>A crack coded as Category 2 was identified in the verandah slab. A Category 2 crack is described as a distinct crack, with the slab being noticeably curved or changed in level.</p> <p>To be considered Category 2, the approximate width of the crack is less than 2.0mm, or a change in offset of less than 15mm when a 3m straight edge is placed over the defect.</p>

Category 2 cracks to slabs should be monitored for a period of 12 months. At the end of the monitoring period, cracks rated greater than Category 2 are considered defects that require rectification.




Finding 3.05

Building:	Main Building
Location:	Rear walls of both buildings
Finding:	Site drainage - Inadequate
Information:	The site drainage in these 2 rear wall areas of both buildings was found to be inadequate at the time of inspection, creating potential for subsequent water damage to associated building elements. Both rear walls appear to have no drainage and the rear garage downpipe boot has also cracked.

It is important that water does not lie against the base of walls; surrounding paths and ground levels should be sloped to drain water away from walls. Downpipes should not discharge stormwater onto lower walls or plinths. Stormwater should be carried away by large, regularly cleaned drains. Ground levels may need to be lowered to expose a buried DPC.

Where site drainage is inadequate, installation of an Agricultural (Aggie) Drain may be required. A qualified plumber should be appointed to further inspect the property and perform any remedial works as necessary. Water damage and secondary defects are

likely to occur if left unmanaged.




Finding 3.06

Building: Building 1
 Location: Pictured shower and kitchen sink areas
 Finding: Sealant and grouting - Missing
 Information: It was noted on inspection that sealant or grout is missing to these pictured areas of the building.

A flexible sealant is required to allow for expected expansion and contraction, while keeping the joint water tight and protective of all associated building materials.

Flexible and mould resistant materials should be applied to affected areas to prevent any subsequent water damage that is likely to occur.

This needs to be brought to the attention of the builder.





Finding 3.07

Building:	Building 1
Location:	Loungeroom, Master bedroom
Finding:	Cracking - Damage Category 1 - Fine (up to 1mm)
Information:	Although fine cracks are quite noticeable, they are often only considered to be an appearance defect, and usually do not indicate any structural damage. Generally, the cause of a fine crack is indicative of a separation between building materials and finishes (e.g. paint, plaster, etc.) along joints.

Cracking of this nature can generally be repaired with minor sanding, filling and/or repainting. Such works should be performed by a qualified painter or a general handyman.

Monitoring of all cracking should be conducted frequently. Always contact a building inspector should cracks widen, lengthen, or become more numerous.



Live Timber Pest Activity

No evidence was found

Timber Pest Damage

No evidence was found

Conditions Conducive to Timber Pest Activity

Finding 6.01

Building: Main Building
 Location: Exterior walls - left side
 Finding: Slab Edge - Exposure
 Information: An inspection zone of at least 75mm in relation to the exposed slab edge, between the bottom brick and the perimeter pavement, is required. This inspection zone should be maintained in order to force termites into the open where they can be detected more readily during regular inspections. The slab edge should not be concealed by anything that may prevent inspection of the area, including render, landscaping, soil, turf, paving, concrete cladding or other structures.

If the slab edge is not properly exposed there is a high risk of termite attack. Sometimes, in order to determine the type of slab, a suitably qualified person such as an architect or builder may be required to consult the construction plans.

Where the slab edge cannot be properly inspected, it is highly recommended that termite or timber pest inspections be carried out every 6-12 months to aid protection of the property against infestation.



Finding 6.02

Building: Main Building
 Location: Meter Box
 Finding: Termite Management System - no evidence of a chemical installation
 Information: The application of a post-construction chemical termite barrier is highly recommended for all properties, particularly if live termite activity has been found on the site previously. Such barriers are highly effective in preventing termite attack on any timber building elements throughout the property.

A durable notice should be placed in the switchboard unit to indicate current termite barriers. At the time of inspection, no durable notice was found and it appeared as though no termite management system has been installed, with no evidence to suggest preventative works taking place.

The client may consider gaining further advice from a pest controller as to the costs

and procedures involved with this application. It is recommended that obtaining such advice be a short-term priority.



Evidence of fungal decay activity and/or damage

No evidence was found

Evidence of wood borer activity and/or damage

No evidence was found

Section D Significant Items

D4 Further Inspections

We advise that you seek additional specialist inspections from a qualified and, where appropriate, licensed

- Licensed Electrician

- Licensed Plumber

Jim's Building Inspections can put you in contact with qualified and licensed providers of these and other trades services. Please contact your inspector for recommendations, or visit www.jims.net.

D5 Conclusion - Assessment of overall condition of property

- The two bedroom unit has the safety issues of the missing window restrictors in the upper windows. There are the major defects of the cracked and leaning front brick fence and the wood rotted and loose barge boards on the upper roof on the left side of Unit 3.

There are other minor defects that also need rectification. Left unmanaged, even these minor defects can turn into major defects if left unmanaged.

Please be aware that limitation's did affect the inspection with no access to the upper secondary storey roof and vegetation blocking inspection of some areas.

For further information, advice and clarification please contact Justin Blake on: 0435 182 122

Section D Significant Items

The following items were noted as - For your information

Noted Item

Building: Building 1
Location: Front verandah
Finding: Elevated structure inspections
Information: Where any elevated Structure (deck, balcony, verandah etc) is present, and this elevated structure is designed to accommodate people, you MUST have this structure checked by an engineer or other suitably qualified person.

You should also arrange annual inspections of the structure by an engineer or other suitably qualified person to ensure any maintenance, that may become necessary, is identified. Care must be taken not to overload the structure.

Nothing contained in this report should be taken as an indicator that an assessment has been made, on any elevated structure, as suitable for any specific number of people or purpose. This can only be done by a qualified engineer. For the purpose of this report, the Structure includes the elevated front verandah which shows very minor rust to some brackets cracking to one brick and the corner concrete (2mm) in the easy corner.



Noted Item

Building: Building 1
Location: All Internal Areas
Finding: Additional Photos
Information: Additional photos are provided for your general reference





Noted Item

Building: Building 1
Location: All Internal Areas
Finding: Additional Photos
Information: Additional photos are provided for your general reference





Noted Item

Building: Building 1
Location: Roof Exterior
Finding: Additional Photos
Information: Additional photos are provided for your general reference





Definitions to help you better understand this report

Access hole (cover)	An opening in flooring or ceiling or other parts of a structure (such as service hatch, removable panel) to allow for entry to carry out an inspection, maintenance or repair.
Accessible area	An area of the site where sufficient, safe and reasonable access is available to allow inspection within the scope of the inspection.
Appearance defect	Fault or deviation from the intended appearance of a building element.
Asbestos-Containing Material (ACM)	Asbestos-containing material (ACM) means any material or thing that, as part of its design, contains asbestos.
Building element	A portion of a building that, by itself or in combination with other such parts, fulfils a characteristic function. NOTE: For example supporting, enclosing, furnishing or servicing building space.
Client	The person or other entity for whom the inspection is being carried out.
Conditions Conducive to Termite Activity	Noticeable building deficiencies or environmental factors that may contribute to the presence of Termites.
Defect	Fault or deviation from the intended condition of a material, assembly, or component.
Detailed assessment	An assessment by an accredited sampler to determine the extent and magnitude of methamphetamine contamination in a property.
Inspection	Close and careful scrutiny of a building carried out without dismantling, in order to arrive at a reliable conclusion as to the condition of the building.
Inspector	Person or organisation responsible for carrying out the inspection.
Instrument Testing	Where appropriate the carrying out of Tests using the following techniques and instruments: (a) electronic moisture detecting meter - an instrument used for assessing the moisture content of building elements (b) stethoscope - an instrument used to hear sounds made by termites within building elements (c) probing - a technique where timber and other materials/areas are penetrated with a sharp instrument (e.g. bradawl or pocket knife), but does not include probing of decorative timbers or finishes, or the drilling of timber and trees and (d) sounding - a technique where timber is tapped with a solid object. (e) T3I - an instrument used to detect movement, moisture and changes in temperature within timber
Limitation	Any factor that prevents full or proper inspection of the building.
Major defect	A defect of sufficient magnitude where rectification has to be carried

	out in order to avoid unsafe conditions, loss of utility or further deterioration of the property.
Methamphetamine	An amphetamine-type stimulant that is highly addictive. Methamphetamine is a controlled substance, classified as a Class A (very high-risk) drug under the Misuse of Drug Act. This term is used as a grouping term to include all substances screened for, specifically: Ephedrine, Pseudoephedrine, Amphetamine, Methamphetamine, MDA and MDMA.
Methamphetamine contamination	A property or part of a property where the level of methamphetamine has been tested in accordance with this standard and found to exceed 0.5 micrograms/100 cm ² (Residential) or 10 micrograms/100 cm ² (Commercial).
Methamphetamine production/manufacture	The manufacture of methamphetamine, including processing, packaging, and storage of methamphetamine and associated chemicals.
Minor defect	A defect other than a major defect.
Roof space/Roof void	Space between the roof covering and the ceiling immediately below the roof covering.
Screening assessment	An assessment by a screening sampler to determine whether or not methamphetamine is present.
Serviceability defect	Fault or deviation from the intended serviceability performance of a building element.
Significant item	An item that is to be reported in accordance with the scope of the inspection.
Site	Allotment of land on which a building stands or is to be erected.
Structural defect	Fault or deviation from the intended structural performance of a building element.
Structural element	Physically distinguishable part of a structure. NOTE: For example wall, columns, beam, connection.
Subfloor space	Space between the underside of a suspended floor and the ground.
Subterranean Termite Management Proposal	A written proposal in accordance with Australian Standard AS 3660.2 to treat a known subterranean termite infestation and/or manage the risk of concealed subterranean termite access to buildings and structures.
Termites	Wood destroying insects belonging to the order 'Isoptera' which commonly attack seasoned timber.
Tests	Additional attention to the visual examination was given to those accessible areas which the consultant's experience has shown to be

particularly susceptible to attack by Termites. Instrument Testing of those areas and other visible accessible timbers/materials/areas showing evidence of attack was performed.

Timber Pest Activity	Tell-tale signs associated with 'active' (live) and/or 'inactive' (absence of live) Timber Pests at the time of inspection.
Timber Pest Attack	Timber Pest Activity and/or Timber Pest Damage.
Timber Pest Damage	Noticeable impairments to the integrity of timber and other susceptible materials resulting from an attack by Timber Pests.
Urgent and Serious Safety Hazards	Building elements or situations that present a current or immediate potential threat of injury or disease to persons.

Terms on which this report was prepared

This report is based on the condition of the property at the time of inspection. We strongly recommend re-inspection 30 days after this report is issued as the general condition of the property is likely to have changed, including the extent of defects described and instance of potential undetected defects.

This report has been prepared in accordance with and subject to the pre-inspection agreement in place between the parties, which forms part of this Report.

This Report is prepared for the client identified above and may not be relied on by any other person without our express permission or by the purchase of this Report on our website.

SPECIAL ATTENTION SHOULD BE GIVEN TO THE SCOPE, LIMITATIONS AND EXCLUSIONS IN YOUR PRE-INSPECTION AGREEMENT AND THIS REPORT

Any of the exclusions or limitations identified for this Report may be the subject of a special-purpose inspection which we recommend being undertaken by an appropriately qualified inspector

RELIANCE AND DISCLOSURE

This report has been prepared based on conditions at the time of the report.

We own the copyright in this report and may make it available to third parties.

If your Property is in the Australian Capital Territory, you acknowledge we will make certain information about this Report available to the ACT Government for inclusion in the building and pest inspections public register if required under the *Civil Law (Sale of Residential Property) Act 2003*. This will include the fact the report has been prepared, the Property street address, date of the inspection, the name of the person who prepared the report and (if applicable) the entity that employs them.

UNDETECTED DEFECT RISK RATING

If this Report has identified a medium or high-risk rating for undetected defects, we strongly recommend a further inspection of areas that were inaccessible. This may include an invasive inspection that requires the removal or cutting of walls, floors or ceilings.

If the Property has been vacant for a period of time, moisture levels or leaks may not be detectable at the time of the inspection because often only frequent use of water pipes (showers, taps etc) result in a leak being identifiable. We advise further testing on pipes and water susceptible areas (such as the bathroom and laundry) after more frequent use has occurred.

IMPORTANT SAFETY INFORMATION:

This is not a report by a licensed plumber or electrician. We recommend a special-purpose

report to detect substandard or illegal plumbing and electrical work at the Property

This is not a smoke alarm report. We recommend all existing detectors in the Property be tested and advice sought as to the suitability of number, placement and operation.

This is not an asbestos report. There are potential products in the Property containing asbestos that will not be identified in this report. In order to accurately identify asbestos, we recommend performing an asbestos inspection, particularly for buildings built prior to 1988.

This is not a report on safety glass. Glazing in older homes may not reflect current standards and may cause significant injury if damaged. Exercise caution around the glass in older homes.

This is not a report on window opening restrictions. We have not inspected window opening restrictors. Window openings in older buildings may not reflect current standards and can be a potential risk. Window opening restrictors are advised for all second story or above windows with sill heights below 900mm. Some states make this a mandatory requirement. Owners should enquire of their local and state requirements to ensure compliance.

This is not a report on pool safety. If a swimming pool is present it should be the subject to a special purpose pool inspection.

External Timber Structures - Balcony and Decks. It is strongly recommended that a Structural Engineer is required to assess distributed load capacity of external timber structures such as balconies and decks, alerting users of the load capacity. Regular maintenance and inspections by competent practitioners to assess the ongoing durability of exposed external timber structures are needed.

This is not a Group Titled Property Report as per AS4349.2. If you require a report for a Group Titled Property as per this standard, please seek a separate inspection for Group Titled Properties.

MOISTURE

The identification of moisture, dampness or the evidence of water penetration is dependent on the weather conditions at the time an inspection. The absence of dampness identified in this Report does not necessarily mean the Property will not experience some damp problems in other weather conditions or that roofs, walls or wet areas are watertight.

Where the evidence of water penetration is identified we recommend detailed investigation of waterproofing in the surrounding area monitoring of the affected area over a period of time to fully detect and assess the cause of dampness.

MAINTENANCE OF THE PROPERTY

This Report is not a warranty or an insurance policy against problems developing with the Property in the future. Accordingly, a preventative maintenance program should be implemented which includes systematic inspections, detection and prevention of issues. Please contact the inspector who carried out this inspection for further advice.

It is strongly advised that appropriate steps be taken to remove, rectify or monitor any evidence of

conditions conducive to timber pest activity. Undertaking thorough regular inspections at intervals not exceeding twelve months (or more frequent inspections where the risk of timber pest attack is high or the building type is susceptible to attack). To further reduce the risk of subterranean termite attack, implement a management program in accordance with Australian Standard AS3660. This may include the installation of a monitoring and/or baiting system, or chemical and/or physical barrier. However, AS3660 stresses that subterranean termites can bridge or breach barrier systems and inspection zones and those thorough regular inspections of the building are necessary.

NO CERTIFICATION

- a) The Property has been compared to others of a similar age, construction type and method that had an acceptable level of basic maintenance completed.
- b) We don't advise you about title, ownership or other legal matters like easements, restrictions, covenants and planning laws. None of our inspections constitutes approval by a Building Surveyor, a certificate of occupancy or compliance with any law, regulation or standard, including any comment on whether the Property complies with current Australian Standards, Building Regulations or other legislative requirements.

RECTIFICATION COSTS

We don't provide advice on the costs of rectification or repair unless specifically identified in the scope of the Report. Any cost advice provided verbally or in this report must be taken as of a general nature and is not to be relied on. Actual costs depend on the quality of materials, the standard of work, what price a contractor is prepared to do the work for and may be contingent on approvals, delays and unknown factors associated with third parties. No liability is accepted for costing advice.