



BEFORE YOU BUY

BEFORE YOU BUILD

Building and Timber Pest Inspection Report VR

Inspection Date: Thu, 8 Jan 2026

Property Address: 97 Bainbridge Dr, Pullenvale QLD 4069,
Australia



Contents

	The Parties
Section A	Results of inspection - summary
Section B	General
Section C	Accessibility
Section D	Significant Items
Section E	Additional comments
Section F	Annexures to this report

Definitions to help you better understand this report

Terms on which this report was prepared

Special conditions or instructions

If you have any queries with this report or require further information, please do not hesitate to contact the person who carried out the inspection.

This Report has been prepared in accordance with the pre-inspection agreement in place between the parties set out below, which set out the purpose and scope of the inspection, and the significant items that will be reported on. This Report reflects the opinion of the inspector based on the documents that have been provided. This Report should be read in its entirety and in the context of the agreed scope of Services. If there is a discrepancy between the summary findings and the body of the Report, the body of the Report will prevail. We recommend that you should promptly implement any recommendation or advice in this Report, including recommendations of further inspections by another specialist. If you have any queries with this Report or require further information, please do not hesitate to contact the person who carried out the inspection. This Report contains reference to material that is the copyright of Standards Australia reproduced under agreement with SAI Global to Jim's Building Inspections (Australia).

Original Inspection Date: Thu, 8 Jan 2026

The Parties

Name of the Client:

Name of the Principal(if Applicable):

Job Address: 97 Bainbridge Dr, Pullenvale QLD 4069, Australia

Client's Email Address:

Client's Phone Number:

Consultant: Gordon Duncan Ph: 0478 121 200
Email: Kenmore@jimsbuildinginspections.com.au

QBCC 1281978

Company Name: Jim's Building Inspections Kenmore

Company Address and Postcode: Mount Crosby 4306

Company Email: Kenmore@jimsbuildinginspections.com.au

Company Contact Numbers: 0478 121 200

Special conditions or instructions

A report may be conditional on information provided by the person, agents or employees of the person requesting the report, apparent concealment of possible defects and a range of other factors

The following apply: Not Applicable

Section A Results of Inspection - summary

A summary of your inspection is outlined below; please also refer to the Report.

	Found	Not Found
Safety Hazard		✓
Major Defect		✓
Minor Defect	✓	
Live Timber Pest Activity	✓	
Timber Pest Damage		✓
Conditions Conducive to Timber Pest Activity	✓	
Evidence of fungal decay activity and/or damage	✓	
Evidence of wood borer activity and/or damage		✓
Evidence of a previous termite management program		✓

Overall Condition (Building)

In summary, the building, compared to others of similar age and construction is in the condition documented in this report.

Overall Condition (Timber Pest)

In summary, the building, compared to others of similar age and construction is moderately susceptible to timber pests. A termite treatment is recommended.

Section B General

General description of the property

Building Type	Detached, Residential
Company or Strata title	No
Floor	Piers - Steel, Steel Frame
Furnished	Furnished
No. of bedrooms	4
Occupied	Unoccupied
Orientation	South
Other Building Elements	Garage, Fence - Perforated Materials / Wire Mesh, Retaining Walls, Shed
Other Timber Bldg Elements	Deck, Door Frames, Doors, Architraves, Skirting Boards, Stair Railing, Staircase, Internal Joinery, Floorboards, Window Frames
Roof	Steel Framed, Corrugated Iron (e.g. Colourbond)
Storeys	Single
Walls	Weatherboards
Weather	Fine

Section C Accessibility

Areas Inspected

The following areas were inspected. As documented in your Pre-Inspection Agreement, obstructions and limitations to the accessible areas for inspection are to be expected in any inspection. Refer also to our listing of obstructions and limitations.

- Exterior
- Gardens
- Interior
- Fencing
- Outbuildings
- Posts
- Roof Exterior - Part
- Roof Void - Part
- Subfloor
- The Site
- Trees
- Wall Exterior

The inspection excludes areas which are affected by obstructions, where access is limited or unsafe. We do not move obstructions and defects, timber pest activity or conditions conducive to these may not be obvious unless they are removed.

Inaccessible Areas

The following areas were inaccessible:

- Exterior Roof Surface - Second Storey.
- Areas of low roof pitch preventing full inspection.
- Ceiling Cavity - Part.
- Outside of the fencing.
- Roof Exterior - Part

- Locked Sheds or Outbuildings.
- Site - Part.

Any areas which are inaccessible at the time of inspection present a high risk for undetected defects and timber pest activity and conditions conducive to these. The client is advised to make inaccessible areas accessible wherever possible for re-inspection.

Obstructions and Limitations

Building defects, termite and timber pest activity as well as conditions conducive to both, may be concealed by the following obstructions which prevented full inspection:

- Above safe working height
- Appliances and equipment
- Areas of low roof pitch preventing full inspection
- Ceiling linings
- Fixed ceilings
- Floor coverings
- Insulation
- Fixed Furniture - Built-in Cabinetry
- Furniture
- Stored items
- Wall linings

The presence of obstructions increases the risk of undetected building defects, timber pest activity and conditions conducive to these. The client should make arrangement to remove obstructions where ever possible and re-inspect these areas urgently.

Undetected defect risk (Building)

A risk rating is provided to help you understand the degree to which accessibility issues and the presence of obstructions have limited the scope of the inspection

The risk of undetected defects is: **High**

When the risk of undetected defects is medium or high we strongly recommend further inspection once access is provided or if the obstruction can be removed. Contact us for further advice.

Undetected defect risk (Timber Pest)

A risk rating is provided to help you understand the degree to which accessibility issues and the presence of obstructions have limited the scope of the inspection

The risk of undetected defects is: **High**

When the risk of undetected defects is medium or high we strongly recommend further inspection once access is provided or if the obstruction can be removed. Contact us for further advice.

Section D Significant Items

Safety Hazard

No evidence was found

Major Defect

No evidence was found

Minor Defect

Finding 3.01

Building: Main Building
Location: Subfloor
Finding: Subfloor - water stain to underside of master bedroom floor
Information: At the time of the inspection, it was noted that there was evidence of a water stain to the underside of the master bedroom floor. The water staining appears to be historic and no evidence of a current leak was noted.

Information received from the vendor suggests that a burst flexible hose in the ensuite was responsible for this water stain. The flexible hoses to the ensuite have been replaced. Elevated moisture readings were recorded in this area.

The client should monitor this area for any change to the appearance of the water staining.





Finding 3.02

Building: Main Building
 Location: Subfloor
 Finding: Subfloor - water stains to underside of flooring to the family bathroom and ensuite
 Information: At the time of the inspection, it was noted that there was evidence of water staining to the underside of the flooring to the family bathroom and ensuite. The water stain appears to be historic, no evidence of a current leak was noted. Elevated moisture readings were recorded in these areas.

Information received from the vendor shows that remedial works have been performed to both bathrooms. As per the attached invoices, sealing of the ensuite shower was performed on the 26/09/2025. And sealing of the family bathroom shower was carried out on the 11/11/2025. Warranties will be attached to this work.

The client should monitor these areas for any change to the appearance of the water staining.





Finding 3.03

Building: Main Building
 Location: Subfloor
 Finding: Subfloor - steel post rusted
 Information: At the time of the inspection, it was noted that a steel post in the subfloor area has rusted creating a hole in the base of the steel post.

If left unaddressed this will become a major defect.

A building maintenance professional should be engaged to carry out the necessary repairs to the steel post to stop further deterioration. This should be done as a matter of urgency.



Finding 3.04

Building: Main Building
 Location: Roof exterior
 Finding: Metal roof covering - Weathered
 Information: Upon inspection of the exterior roofing, the majority of the metal roof sheets were considered to be in a fair condition. While weathering of the metal roof sheets is consistent with the age of the property, maintenance works are required.

Numerous metal roof fasteners were found to be rusting and should be replaced to avoid the rust transferring to the metal roof sheets. Sealant was noted to other roof fasteners, this sealant has deteriorated. The reason for the sealant should be determined to ensure that this is the most effective fix. Several holes from roof fasteners would be found and should be sealed to avoid moisture entering the roof void.

Where left unmanaged, deteriorating metal roof sheets are likely to lead to a number of secondary defects, including minor water leaks and weather exposure to internal roofing structures.

Consultation with a roofing contractor is highly advised to gain advice on cost of remedial works that may be required in the short to medium term. Remedial works are likely to increase the longevity of the exterior roofing structure.







Finding 3.05

Building: Main Building

Location: Hallway

Finding: Hallway - light fixture loose

Information: At the time of the inspection, it was noted that one of the light fixtures in the hallway was loose. The light fixture should be re-secured to the wall to ensure that it does not fall off the wall.

A licensed electrician should be engaged to carry out this repair. This should be done as a matter of urgency.



Finding 3.06

Building:	Main Building
Location:	All Internal Areas
Finding:	Internal areas - doors binding on the door sill
Information:	At the time of the inspection, it was noted that several french doors were binding on the door sills during normal operation. A small amount of material should be removed from the bottom of the affected doors to restore normal operation.

Binding doors were found in the study, master bedroom and bedroom 4. French doors in the lounge were locked and as a result, the operation of these doors could not be checked.

A building maintenance professional should be engaged to carry out these minor repairs. This can be done at the clients discretion.





Finding 3.07

Building:	Main Building
Location:	All Internal Areas
Finding:	Door handle - Not latching
Information:	At the time of the inspection, it was noted that the door to the cupboard in bedroom 4 and the master walk in robe were not latching during normal operation. The functionality of this building element is affected. This appears to be from general wear and tear.

A qualified carpenter or building maintenance professional may be appointed to perform rectification works as necessary, at client discretion. If left unattended, further functional impairment is likely to occur.





Finding 3.08

Building: Main Building

Location: Front deck

Finding: Front deck - deterioration

Information: At the time of the inspection, it was noted that the front deck shows signs of deterioration which may be due to wood rot. It appears that the affected areas have been repaired and painted. This may be due to general weathering and the age of the materials.

The client should monitor the decking boards for any change to their appearance.

A licensed carpenter could be engaged to replace any affected timber decking boards. This can be done at the clients discretion.





Live Timber Pest Activity

Finding 4.01

Building:	Main Building
Location:	Front yard
Finding:	Evidence of live termite activity was identified (species unknown)
Information:	At the time of the inspection, it was noted that there was live termite activity in a dead tree in the front yard to the left of the dwelling.

The species of the termites could not be identified at the time of inspection which may

impact on the mode of eradication. Works to eradicate live termites should be undertaken immediately to prevent any further damage that will inevitably ensue.



Timber Pest Damage

No evidence was found

Conditions Conducive to Timber Pest Activity

Finding 6.01

Building:	Main Building
Location:	All External Areas
Finding:	Termite Management System - no evidence of a chemical installation
Information:	At the time of the inspection, no evidence of a chemical termite management system was found. There is no durable notice in the meter box. No record of annual termite inspections was found onsite.

The design of this building allows for a visual inspection of the subfloor area.

The application of a post-construction chemical termite barrier is highly recommended for all properties, particularly if live termite activity has been found on the site

previously. Such barriers are highly effective in preventing termite attack on any timber building elements throughout the property.

A durable notice should be placed in the switchboard unit to indicate current termite barriers. At the time of inspection, it appeared as though no termite management system has been installed, with no evidence to suggest preventative works taking place.

The client may consider gaining further advice from a pest controller as to the costs and procedures involved with this application. It is recommended that obtaining such advice be a short-term priority.

A termite treatment system and annual termite inspections are an important part of an ongoing termite management plan.



Finding 6.02


Building:	Main Building
Location:	Subfloor
Finding:	Building materials in direct ground contact - conducive to termites
Information:	At the time of the inspection, it was noted that there was timber in contact with the ground at the sides of the dwelling. The subfloor timber battens are touching the ground.

Where timber elements are in direct contact with the ground and consequently moisture or dampness they become conducive to termite activity. Whether timber is used as a building element part of a fencing structure or stored as an unused item they can provide an environment that is attractive to termite infestation.

When met with excessive moisture timber begins to decay and develop wood rot. Any timbers that are in direct contact with external grounds especially if left untreated or non-durable also provide ingress for subterranean termites into that particular element.

The removal of any such materials that may be conducive to termite activity should be removed as soon as possible to minimise the risk of termite attack.

Annual termite inspections should be carried out in order to further protect the dwelling.



Finding 6.03

Building: Main Building

Location: Subfloor


Finding: Air conditioner - Disconnected overflows

Information: At the time of the inspection, it was noted that the air conditioner drain overflows to all the units were not connected to the storm water drainage and as a result are draining next to the foundations of the dwelling.

Air conditioning overflows that are not connected to the storm water drainage and are draining near the foundation can create excessive moisture in the surrounding area.

Such leaking creates an environment which is conducive to an array of defects, including water damage to associated building elements and the attraction of termite or timber pest infestation.

It is highly recommended that a licensed plumber be appointed to connect the A/C overflow in order to prevent such an environment from being created. These minor works should be carried out as soon as possible.



Evidence of fungal decay activity and/or damage

Finding 7.01


Building:	Main Building
Location:	Front elevation
Finding:	Wood rot - timber building materials
Information:	At the time of the inspection, it was noted that there was evidence of minor wood rot to decorative balusters and two stair treads at the front of the dwelling. The decorative ball on top of the post on the front stairs needs to be treated and re-attached. This may be due to the age of the timber building elements and general weathering.

This building element shows evidence of wood rot. Wood rot, also known as Fungal Decay, occurs when timbers and other cellulose building materials are exposed to damp conditions on an ongoing basis.

Wood rot is often associated with general damp problems and is evidenced by a 'musty' smell or mould and mildew occurring on surfaces. If left unmanaged, damp conditions can lead to further health problems and the decay of timbers will continue.

Early intervention and regular maintenance, particularly of exterior timbers, will prolong the useful life of these building elements. Prior to any works being performed, the cause of the moisture that has created the visible wood rot should be identified and addressed in a suitable manner. Replacement of affected timbers may then be a necessary step in protecting surrounding building elements from such deterioration.

A qualified carpenter or registered builder may also be required to replace affected building materials.



Evidence of wood borer activity and/or damage

No evidence was found

Section D Significant Items

D4 Further Inspections

We advise that you seek additional specialist inspections from a qualified and, where appropriate, licensed

- Registered Roofing Contractor
- Termite and Timber Pest Technician / Licensed Pest Controller

Jim's Building Inspections can put you in contact with qualified and licensed providers of these and other trades services. Please contact your inspector for recommendations, or visit www.jims.net.

D5 Conclusion - Assessment of overall condition of property

- Compared to dwellings of a similar age, the visual appraisal, and a limited assessment of the serviceability of then weatherboard clad building, at the time of the inspection, was in a good condition. All significant items have been noted in the body of this report, and will require addressing.

The showers in the ensuite and family bathroom have been sealed, ensuite in September 2025 and the family bathroom in November 2025. A burst flexible hose to the ensuite vanity has caused water staining to the underside of the master bedroom floor. The flexible hoses have been replaced.

Preventative maintenance is required to the metal roof covering.

Live termites were found in a dead tree in the front yard.

No evidence of a termite treatment system was found during the inspection. No durable notice was found in the meter box or in the kitchen sink cabinet. The design of this building allows for a visual inspection of the subfloor area.

Annual termite inspections must be carried out in partnership with a termite treatment system, physical or chemical, as termite treatment systems cannot be expected to be 100% effective. A termite treatment system and annual termite inspections are an important part of an ongoing termite management plan.

Due to the conducive conditions for termite activity, as per AS3660 and as referenced in section D4 - Further Inspections, a termite and timber pest technician must be engaged to carry out annual termite inspections as part of an ongoing termite management plan.

The termite and timber pest technician will advise if the frequency of the inspections should be increased once they have assessed the property. Termite inspections do not stop termites, however the damage they can cause may be lessened if caught early. Termite activity is generally concealed.

Some minor defects were noted. Maintenance items needing attention may be performed at the clients

discretion. Work should not be neglected as further deterioration may occur.

For further information, advice and clarification please contact Gordon Duncan on: 0478 121 200

Section D Significant Items

The following items were noted as - For your information

Noted Item

Building: Main Building
Location: All Internal Areas
Finding: Obstructions and Limitations - Internal areas
Information: These photographs are an indication of the obstructions and limitations which impeded full inspection of the property of the internal areas at the time of inspection. These obstructions can hide an array of defects and should be removed to allow full inspection to be carried out. A re-inspection is recommended once the areas are made accessible.





Noted Item

Building: Main Building
 Location: Roof Void
 Finding: Obstructions and Limitations - Roof cavity
 Information: These photographs are an indication of the obstructions and limitations which impeded full inspection of the property of the roof cavity

at the time of inspection. These obstructions can hide an array of defects and should be removed to allow full inspection to be carried out. A re-inspection is recommended once the areas are made accessible.



Definitions to help you better understand this report

Access hole (cover)	An opening in flooring or ceiling or other parts of a structure (such as service hatch, removable panel) to allow for entry to carry out an inspection, maintenance or repair.
Accessible area	An area of the site where sufficient, safe and reasonable access is available to allow inspection within the scope of the inspection.
Appearance defect	Fault or deviation from the intended appearance of a building element.
Asbestos-Containing Material (ACM)	Asbestos-containing material (ACM) means any material or thing that, as part of its design, contains asbestos.
Building element	A portion of a building that, by itself or in combination with other such parts, fulfils a characteristic function. NOTE: For example supporting, enclosing, furnishing or servicing building space.
Client	The person or other entity for whom the inspection is being carried out.
Conditions Conducive to Termite Activity	Noticeable building deficiencies or environmental factors that may contribute to the presence of Termites.
Defect	Fault or deviation from the intended condition of a material, assembly, or component.
Detailed assessment	An assessment by an accredited sampler to determine the extent and magnitude of methamphetamine contamination in a property.
Inspection	Close and careful scrutiny of a building carried out without dismantling, in order to arrive at a reliable conclusion as to the condition of the building.
Inspector	Person or organisation responsible for carrying out the inspection.
Instrument Testing	Where appropriate the carrying out of Tests using the following techniques and instruments: (a) electronic moisture detecting meter - an instrument used for assessing the moisture content of building elements (b) stethoscope - an instrument used to hear sounds made by termites within building elements (c) probing - a technique where timber and other materials/areas are penetrated with a sharp instrument (e.g. bradawl or pocket knife), but does not include probing of decorative timbers or finishes, or the drilling of timber and trees and (d) sounding - a technique where timber is tapped with a solid object. (e) T3I - an instrument used to detect movement, moisture and changes in temperature within timber
Limitation	Any factor that prevents full or proper inspection of the building.
Major defect	A defect of sufficient magnitude where rectification has to be carried

	out in order to avoid unsafe conditions, loss of utility or further deterioration of the property.
Methamphetamine	An amphetamine-type stimulant that is highly addictive. Methamphetamine is a controlled substance, classified as a Class A (very high-risk) drug under the Misuse of Drug Act. This term is used as a grouping term to include all substances screened for, specifically: Ephedrine, Pseudoephedrine, Amphetamine, Methamphetamine, MDA and MDMA.
Methamphetamine contamination	A property or part of a property where the level of methamphetamine has been tested in accordance with this standard and found to exceed 0.5 micrograms/100 cm ² (Residential) or 10 micrograms/100 cm ² (Commercial).
Methamphetamine production/manufacture	The manufacture of methamphetamine, including processing, packaging, and storage of methamphetamine and associated chemicals.
Minor defect	A defect other than a major defect.
Roof space/Roof void	Space between the roof covering and the ceiling immediately below the roof covering.
Screening assessment	An assessment by a screening sampler to determine whether or not methamphetamine is present.
Serviceability defect	Fault or deviation from the intended serviceability performance of a building element.
Significant item	An item that is to be reported in accordance with the scope of the inspection.
Site	Allotment of land on which a building stands or is to be erected.
Structural defect	Fault or deviation from the intended structural performance of a building element.
Structural element	Physically distinguishable part of a structure. NOTE: For example wall, columns, beam, connection.
Subfloor space	Space between the underside of a suspended floor and the ground.
Subterranean Termite Management Proposal	A written proposal in accordance with Australian Standard AS 3660.2 to treat a known subterranean termite infestation and/or manage the risk of concealed subterranean termite access to buildings and structures.
Termites	Wood destroying insects belonging to the order 'Isoptera' which commonly attack seasoned timber.
Tests	Additional attention to the visual examination was given to those accessible areas which the consultant's experience has shown to be

particularly susceptible to attack by Termites. Instrument Testing of those areas and other visible accessible timbers/materials/areas showing evidence of attack was performed.

Timber Pest Activity	Tell-tale signs associated with 'active' (live) and/or 'inactive' (absence of live) Timber Pests at the time of inspection.
Timber Pest Attack	Timber Pest Activity and/or Timber Pest Damage.
Timber Pest Damage	Noticeable impairments to the integrity of timber and other susceptible materials resulting from an attack by Timber Pests.
Urgent and Serious Safety Hazards	Building elements or situations that present a current or immediate potential threat of injury or disease to persons.

Terms on which this report was prepared

This report is based on the condition of the property at the time of inspection. We strongly recommend re-inspection 30 days after this report is issued as the general condition of the property is likely to have changed, including the extent of defects described and instance of potential undetected defects.

This report has been prepared in accordance with and subject to the pre-inspection agreement in place between the parties, which forms part of this Report.

This Report is prepared for the client identified above and may not be relied on by any other person without our express permission or by the purchase of this Report on our website.

SPECIAL ATTENTION SHOULD BE GIVEN TO THE SCOPE, LIMITATIONS AND EXCLUSIONS IN YOUR PRE-INSPECTION AGREEMENT AND THIS REPORT

Any of the exclusions or limitations identified for this Report may be the subject of a special-purpose inspection which we recommend being undertaken by an appropriately qualified inspector

RELIANCE AND DISCLOSURE

This report has been prepared based on conditions at the time of the report.

We own the copyright in this report and may make it available to third parties.

If your Property is in the Australian Capital Territory, you acknowledge we will make certain information about this Report available to the ACT Government for inclusion in the building and pest inspections public register if required under the *Civil Law (Sale of Residential Property) Act 2003*. This will include the fact the report has been prepared, the Property street address, date of the inspection, the name of the person who prepared the report and (if applicable) the entity that employs them.

UNDETECTED DEFECT RISK RATING

If this Report has identified a medium or high-risk rating for undetected defects, we strongly recommend a further inspection of areas that were inaccessible. This may include an invasive inspection that requires the removal or cutting of walls, floors or ceilings.

If the Property has been vacant for a period of time, moisture levels or leaks may not be detectable at the time of the inspection because often only frequent use of water pipes (showers, taps etc) result in a leak being identifiable. We advise further testing on pipes and water susceptible areas (such as the bathroom and laundry) after more frequent use has occurred.

IMPORTANT SAFETY INFORMATION:

This is not a report by a licensed plumber or electrician. We recommend a special-purpose

report to detect substandard or illegal plumbing and electrical work at the Property

This is not a smoke alarm report. We recommend all existing detectors in the Property be tested and advice sought as to the suitability of number, placement and operation.

This is not an asbestos report. There are potential products in the Property containing asbestos that will not be identified in this report. In order to accurately identify asbestos, we recommend performing an asbestos inspection, particularly for buildings built prior to 1988.

This is not a report on safety glass. Glazing in older homes may not reflect current standards and may cause significant injury if damaged. Exercise caution around the glass in older homes.

This is not a report on window opening restrictions. We have not inspected window opening restrictors. Window openings in older buildings may not reflect current standards and can be a potential risk. Window opening restrictors are advised for all second story or above windows with sill heights below 900mm. Some states make this a mandatory requirement. Owners should enquire of their local and state requirements to ensure compliance.

This is not a report on pool safety. If a swimming pool is present it should be the subject to a special purpose pool inspection.

External Timber Structures - Balcony and Decks. It is strongly recommended that a Structural Engineer is required to assess distributed load capacity of external timber structures such as balconies and decks, alerting users of the load capacity. Regular maintenance and inspections by competent practitioners to assess the ongoing durability of exposed external timber structures are needed.

This is not a Group Titled Property Report as per AS4349.2. If you require a report for a Group Titled Property as per this standard, please seek a separate inspection for Group Titled Properties.

MOISTURE

The identification of moisture, dampness or the evidence of water penetration is dependent on the weather conditions at the time an inspection. The absence of dampness identified in this Report does not necessarily mean the Property will not experience some damp problems in other weather conditions or that roofs, walls or wet areas are watertight.

Where the evidence of water penetration is identified we recommend detailed investigation of waterproofing in the surrounding area monitoring of the affected area over a period of time to fully detect and assess the cause of dampness.

MAINTENANCE OF THE PROPERTY

This Report is not a warranty or an insurance policy against problems developing with the Property in the future. Accordingly, a preventative maintenance program should be implemented which includes systematic inspections, detection and prevention of issues. Please contact the inspector who carried out this inspection for further advice.

It is strongly advised that appropriate steps be taken to remove, rectify or monitor any evidence of

conditions conducive to timber pest activity. Undertaking thorough regular inspections at intervals not exceeding twelve months (or more frequent inspections where the risk of timber pest attack is high or the building type is susceptible to attack). To further reduce the risk of subterranean termite attack, implement a management program in accordance with Australian Standard AS3660. This may include the installation of a monitoring and/or baiting system, or chemical and/or physical barrier. However, AS3660 stresses that subterranean termites can bridge or breach barrier systems and inspection zones and those thorough regular inspections of the building are necessary.

NO CERTIFICATION

- a) The Property has been compared to others of a similar age, construction type and method that had an acceptable level of basic maintenance completed.
- b) We don't advise you about title, ownership or other legal matters like easements, restrictions, covenants and planning laws. None of our inspections constitutes approval by a Building Surveyor, a certificate of occupancy or compliance with any law, regulation or standard, including any comment on whether the Property complies with current Australian Standards, Building Regulations or other legislative requirements.

RECTIFICATION COSTS

We don't provide advice on the costs of rectification or repair unless specifically identified in the scope of the Report. Any cost advice provided verbally or in this report must be taken as of a general nature and is not to be relied on. Actual costs depend on the quality of materials, the standard of work, what price a contractor is prepared to do the work for and may be contingent on approvals, delays and unknown factors associated with third parties. No liability is accepted for costing advice.