




# Building and Timber Pest Inspection Report

Inspection Date: Thu, 22 Jan 2026

Property Address: 60 Wolseley St, Fairfield NSW 2165,  
Australia



## Contents

	The Parties
<b>Section A</b>	Results of inspection - summary
<b>Section B</b>	General
<b>Section C</b>	Accessibility
<b>Section D</b>	Significant Items
<b>Section E</b>	Additional comments
<b>Section F</b>	Annexures to this report

Definitions to help you better understand this report

Terms on which this report was prepared

Special conditions or instructions

If you have any queries with this report or require further information, please do not hesitate to contact the person who carried out the inspection.

This Report has been prepared in accordance with the pre-inspection agreement in place between the parties set out below, which set out the purpose and scope of the inspection, and the significant items that will be reported on. This Report reflects the opinion of the inspector based on the documents that have been provided. This Report should be read in its entirety and in the context of the agreed scope of Services. If there is a discrepancy between the summary findings and the body of the Report, the body of the Report will prevail. We recommend that you should promptly implement any recommendation or advice in this Report, including recommendations of further inspections by another specialist. If you have any queries with this Report or require further information, please do not hesitate to contact the person who carried out the inspection. This Report contains reference to material that is the copyright of Standards Australia reproduced under agreement with SAI Global to Jim's Building Inspections (Australia).

Original Inspection Date: Thu, 22 Jan 2026

## The Parties

---

Name of the Client:

---

Name of the Principal(if Applicable):

---

Job Address: 60 Wolseley St, Fairfield NSW 2165, Australia

---

Client's Email Address:

---

Client's Phone Number:

---

Consultant: Terry Masoudi \* Ph: 0420 990 777  
Email: Parramatta@jimsbuildinginspections.com.au

---

161360C

---

Company Name: Jim's Building Inspections (Parramatta)

---

Company Address and Postcode: Marsden Park 2765

---

Company Email: Parramatta@jimsbuildinginspections.com.au

---

Company Contact Numbers: 0420 990 777

## Special conditions or instructions

A report may be conditional on information provided by the person, agents or employees of the person requesting the report, apparent concealment of possible defects and a range of other factors

The following apply: This report does not comment on common areas.

This report is based on the condition of the property at the time of inspection. We strongly recommend re-inspection 30 days after this report is issued as the general condition of the property is likely to have changed, including the extent of defects described and instance of potential undetected defects.

## Section A Results of Inspection - summary

A summary of your inspection is outlined below; please also refer to the Report.

	Found	Not Found
<b>Safety Hazard</b>		✓
<b>Major Defect</b>	✓	
<b>Minor Defect</b>	✓	
<b>Live Timber Pest Activity</b>		✓
<b>Timber Pest Damage</b>		✓
<b>Conditions Conducive to Timber Pest Activity</b>	✓	
<b>Evidence of fungal decay activity and/or damage</b>		✓
<b>Evidence of wood borer activity and/or damage</b>		✓
<b>Evidence of a previous termite management program</b>		✓

### Overall Condition (Building)

In summary, the building, compared to others of similar age and construction is in poor condition with major and minor defects found.

### Overall Condition (Timber Pest)

In summary, the building, compared to others of similar age and construction is highly susceptible to timber pests. A termite treatment is required.

## Section B General

### General description of the property

Building Type	Detached, Residential
Company or Strata title	No
Floor	Slab on ground
Furnished	Unfurnished
No. of bedrooms	4
Occupied	Unoccupied
Orientation	South
Other Building Elements	Driveway, Fence - Fabricated Metal Fence, Shed, Water Tanks
Other Timber Bldg Elements	Internal Joinery, Landscaping Timbers and Construction, Doors, Door Frames, Architraves, Floating Floor, Window Frames, Skirting Boards, Stair Railing, Staircase
Roof	Corrugated Iron (e.g. Colourbond), Pitched
Storeys	Double
Walls	Brick Veneer, Hebel Clad
Weather	Fine

## Section C Accessibility

### Areas Inspected

The following areas were inspected. As documented in your Pre-Inspection Agreement, obstructions and limitations to the accessible areas for inspection are to be expected in any inspection. Refer also to our listing of obstructions and limitations.

- Exterior
- Interior

The inspection excludes areas which are affected by obstructions, where access is limited or unsafe. We do not move obstructions and defects, timber pest activity or conditions conducive to these may not be obvious unless they are removed.

### Inaccessible Areas

The following areas were inaccessible:

- Wall Exterior - where neighbouring buildings immediately adjoin.
- Exterior Roof Surface - Second Storey.
- Ceiling Cavity - Part.
- Areas of low roof pitch preventing full inspection.
- Slab edge which would normally be exposed due to finished ground levels obscuring inspection.

Any areas which are inaccessible at the time of inspection present a high risk for undetected defects and timber pest activity and conditions conducive to these. The client is advised to make inaccessible areas accessible wherever possible for re-inspection.

### Obstructions and Limitations

Building defects, termite and timber pest activity as well as conditions conducive to both, may be concealed by the following obstructions which prevented full inspection:

- Above safe working height
- Appliances and equipment
- Areas of low roof pitch preventing full inspection
- Ceiling cavity inspection was significantly obstructed with more than 75% of the inspectable area inaccessible or obstructed by factors like lack of safe access, insulation and ducting.
- Ceiling linings

- Duct work
- External concrete or paving
- External finished ground level
- Fixed Furniture - Built-in Cabinetry
- Floor coverings
- Sarking
- Stored items
- Wall linings

The presence of obstructions increases the risk of undetected building defects, timber pest activity and conditions conducive to these. The client should make arrangement to remove obstructions where ever possible and re-inspect these areas urgently.

### Undetected defect risk (Building)

A risk rating is provided to help you understand the degree to which accessibility issues and the presence of obstructions have limited the scope of the inspection

The risk of undetected defects is: **High**

When the risk of undetected defects is medium or high we strongly recommend further inspection once access is provided or if the obstruction can be removed. Contact us for further advice.

### Undetected defect risk (Timber Pest)

A risk rating is provided to help you understand the degree to which accessibility issues and the presence of obstructions have limited the scope of the inspection

The risk of undetected defects is: **High**

When the risk of undetected defects is medium or high we strongly recommend further inspection once access is provided or if the obstruction can be removed. Contact us for further advice.

## Section D Significant Items

### Safety Hazard

No evidence was found

### Major Defect

#### Finding 2.01

Building:	Main Building
Location:	Garage
Finding:	Evidence of excessive moisture was present at the time of inspection
Information:	Excessive moisture can attract termites and produce conditions that promote termite attack, fungal growth and wood decay. Excessive moisture is generally caused by deteriorated, inadequate or missing roof drainage, leaking plumbing pipes or fixtures, poorly plumbed HWS overflows or condenser units and poor site drainage. It is highly recommended that all plumbing and drainage fixtures and fittings be maintained regularly in order to prevent excessive moisture being present in the external / internal property.

A licensed plumber must be appointed urgently for assessment and rectifications.



#### Finding 2.02

Building:	Main Building
Location:	Balcony
Finding:	Water leak - Internal
Information:	A water leak was found in this area at the time of inspection. Internal water leaks can be detrimental to surrounding building elements. It is suspected that the balcony waterproofing has failed, causing the internal leak.

Rust, corrosion, decay and water damage are potential outcomes where a minor water leak is left unattended. More serious defects may also result, such as electrical

hazards, or water damage to structural building elements.

In extreme cases, structural damage may develop due to a prolonged water leak. It is highly advised that a licensed plumber be engaged to confirm the leak. Major works should be expected to re-waterproof the balcony and re-tile to suite.



## Minor Defect

### Finding 3.01

Building: Main Building  
 Location: Balcony  
 Finding: Balcony — Missing overflow  
 Information: NCC Volume Two (Housing Provisions), Part 10.6 and Part 10.7, and

AS/NZS 3500.3: Plumbing and Drainage, Stormwater Drainage

specify that:

Any area exposed to rainfall (including balconies, roofs, and podiums) with a drainage outlet must have an overflow provision to prevent water ingress during blockages. This must be designed for both 20 year ARI and a 100 year ARI.

The client is highly advised to seek further advice from a licensed plumber.



### Finding 3.02

Building:	Main Building
Location:	Balcony
Finding:	Building element - Swollen
Information:	Swollen building elements generally indicate that the building materials have been affected by excessive moisture over a prolonged period of time, and have swollen as a result. It is suspected that rain penetration occurs from the bottom of the door.

The swollen flooring does not appear to have lost its integrity, hence replacement is not a requirement. However the client is recommended to engage a general handyman to install a weather seal at the bottom of the door to ensure any further damage is restricted.



### Finding 3.03

Building:	Main Building
Location:	Balcony, bathroom, ensuite
Finding:	Sealant — Missing/deteriorated
Information:	Silicone or grout is missing or deteriorated in this area, which is used to protect gaps and crevices in building materials to ensure that they are water-tight and prevent water penetration to the associated structures.

Where silicone or grout is missing, a sealant specialist should be appointed immediately to apply grout and re-apply any silicone where necessary. Failure to do so is likely to lead to water damage to the surrounding area.




### Finding 3.04

Building:	Main Building
Location:	Roof Void
Finding:	Internal air conditioning unit - Missing condensation tray
Information:	The internal air conditioning unit in the roof was found to be missing the condensation tray at the time of inspection.

An internal air conditioning unit inside the roof must have a secondary drip tray with a separate drain line to ensure any condensation is dealt with accordingly to avoid water leaks.

A HVAC specialist must be appointed urgently for consultation and rectification, ensuring the manufacturer guidelines are closely followed.



### Finding 3.05

Building:	Main Building
Location:	Roof Void
Finding:	Insulation - Missing
Information:	Upon inspection of the roof void it was noted that insulation is not present.

Insufficient insulation will result in a comparatively higher cost to heat and cool a property as there is a lack of Insulation (or uneven coverage of insulation) which works as a barrier to heat transfer. This helps to keep out unwanted heat in summer and preserves warmth inside your home in winter. It can also help soundproof your home from unwanted airborne noise transfer.

Where insulation is absent, the area does not meet current Australian Standards. Installation of adequate insulation is required and should be conducted as soon as possible.



### Finding 3.06

Building:	Main Building
Location:	Kitchen
Finding:	Building element - Missing
Information:	A cornice or a plasterboard was noted to be missing in this area, allowing pest ingress. Furthermore the conditioned kitchen air may escape into the cavity. Although some building elements may seem irrelevant or unnecessary, all building elements play a key role in the operation and function of the overall structure and its performance.

Replacement of any missing building element should be conducted as soon as possible to ensure that no damage or functional issues occur to associated building materials.

The appropriate tradesperson should be appointed as soon as possible to replace the missing building element.



### Finding 3.07

Building:	Main Building
Location:	Roof Exterior
Finding:	Flashing - Defective
Information:	Instances where flashings are defective were noted. Overflashings were missing at the time of inspection. It is expected the silicon to wear out causing water leaks in this area.

Flashings are metal and other materials which are applied to seals and intersections between roof coverings and building elements. They are designed to aid in weatherproofing of roof joins.

Flashings that are not installed adequately or are missing are likely to result in water penetration to the interior of the property, as well as creating excessively damp conditions against the exterior surfaces and around the base perimeter of the building.

Premature ageing and secondary building defects are imminent where roof plumbing is missing or inadequately installed. Additionally, water pooling also creates an environment that is susceptible to termite and pest infestation.

This must be rectified immediately by a licensed roof contractor. The solution is to chase the brickwork and insert the flashing or otherwise to install over flashings with appropriate fixings.

The client is highly advised to ensure the manufacturer installation guide is followed.

DIAGRAM 8.10 FLASHINGS

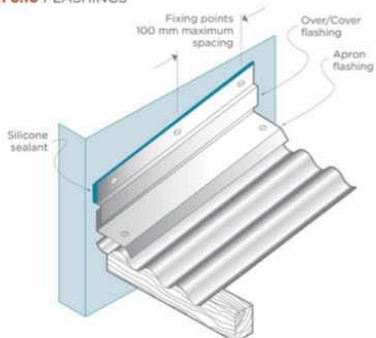
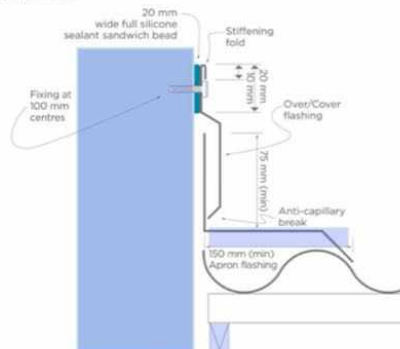


DIAGRAM 8.11 FLASHINGS



**Finding 3.08**

Building: Main Building  
 Location: Roof Exterior  
 Finding: Downpipe Spreader — Missing  
 Information: The downpipe spreader to the lower roof is missing. A spreader has a series of holes and is designed to spread the water so it is distributed evenly. This is considered to be incomplete works and should be completed.




**Finding 3.09**

Building: Main Building  
 Location: Alfresco

Finding: Incomplete or substandard works  
 Information: The works to this area appear to be incomplete or have been completed to a substandard level. The alfresco was found to have been closed up and there no drain point for the external tap. Usage of water tap in this area will cause water pooling in the alfresco, hence the rise of associated damages as a result.

Works that have not been completed to a satisfactory level create potential for the development of building defects and may impede on the safety and integrity of the overall structure.

It is highly recommended that the relevant trades be appointed to complete these works and ensure the safety of the area and the longevity of all associated building elements.



### Finding 3.10

Building: Main Building  
 Location: Shed  
 Finding: Plumbing & Electrical - Non-Compliant  
 Information: The plumbing and electrical works in this area do not appear to be compliant to the current Australian standard practices. Plumbing and electrical inspections are outside the scope of the building inspection and must be conducted by a Licensed and registered Trades person.

It is highly recommended that the client makes immediate arranges to have the plumbing and electrical works in this area inspected to ensure compliance.

Whilst we note and comment of visually apparent defects that present during the building inspection, legislation requires the checking and documenting of compliance for plumbing and electrical requirements be done by licensed electrician and plumbers respectively to ensure they are functioning correctly.




### Finding 3.11

Building: Main Building  
 Location: Shed  
 Finding: Paving — Uneven  
 Information:

Sections of the external paved area are uneven, which may develop into a trip hazard. It appears as though the area has been subject to rough installation, or that paving sections have lifted due to movements in the foundation.

Left unmanaged, the May develop into a safety hazard due to trip and fall.

Re-paving of the area is required to remedy this situation. Further consultation with a specialist concreter is advised.



### Finding 3.12

Building: Main Building  
 Location: Fencing  
 Finding: Fencing - Deteriorated  
 Information:

It was noted at the time of inspection that sections of the fencing in this area has deteriorated. Typically fencing deteriorates due to age and or wear, rot and or rust which is generally expected for a structure of this age, due to prolonged exposure to weather conditions. Sometimes inadequate installation or maintenance can be to

blame.

If left unattended, it is likely that further damage will occur. It is suspected that repair of several elements of the fencing may be required however replacement may be a consideration of the client also.

A licensed fencing contractor should be appointed to provide further advice and perform rectification works as necessary.



### Finding 3.13

Building:	Main Building
Location:	Rear left corner
Finding:	Water leak - External
Information:	Water leaks were found to be present to exterior plumbing work. Leaks are generally caused by deterioration of the plumbing elements over time, due to exposure to weather conditions, but may have also been caused by minor impact damage.

Such leaking creates damp conditions in the affected area, causing potential for water pooling and subsequent water damage if left unattended. These conditions may also attract termite attack, particularly if the area is subject to minimal levels of sun throughout daylight hours.

It is highly advised that a licensed plumber be appointed to rectify any water leaks that may be present. Areas of repair and replacement of plumbing fittings and fixtures may be required and, as such, a quotation should be sought.




### Finding 3.14

Building:	Main Building
Location:	Alfresco
Finding:	Tiles - Drummy
Information:	Drummy tiled areas were identified at the time of inspection. The term 'drummy' refers to tiles that have become detached from their fixing, despite otherwise being in relatively good condition. Such defects are generally caused by physical or moisture damage to the area. Drummy tiled areas may also be a direct result of poor workmanship during the construction process.

Tiled areas may swell and shrink with changes in air humidity if the area has sustained moisture damage. Any exposure to moisture is capable of causing tiled areas to become drummy and/or cracked over a prolonged period of time. Drummy tiled areas generally require removal and replacement of affected tiles, with adequate sealant and grouting.

Specialist trades are available for these types of services. A licensed tiling contractor may be appointed to perform works as necessary.



### Finding 3.15

Building:	Main Building
-----------	---------------

Location: Guest  
 Finding: Fitting or fixture - Loose  
 Information: The fitting in this area is loose and requires adjustment to tighten.

If left unmanaged, the fitting may further deteriorate, causing potential for the development of other minor secondary defects.

A relevant tradesperson should be appointed to perform these rectification works at discretion of the client.



## Live Timber Pest Activity

No evidence was found

## Timber Pest Damage

No evidence was found

## Conditions Conducive to Timber Pest Activity

### Finding 6.01

Building: Main Building  
 Location: Meterbox  
 Finding: Termite Management System - no evidence of installation  
 Information: The application of a post-construction chemical termite barrier is highly recommended for all properties, particularly if live termite activity has been found on the site previously. Such barriers are highly effective in preventing termite attack on any timber building elements throughout the property.

A durable notice should be placed in the switchboard unit to indicate current termite barriers. At the time of inspection, it appeared as though no termite management system has been installed, with no evidence to suggest preventative works taking

place.

The client may consider gaining further advice from a pest controller as to the costs and procedures involved with this application. It is recommended that obtaining such advice be a short-term priority.



### Finding 6.02

Building:	Main Building
Location:	Perimeter
Finding:	Slab Edge - Exposure
Information:	Slab Edge Exposure: Where external concrete slab edges are not exposed there is a high risk of concealed termite entry. In some buildings built since July 1995 the edge of the slab forms part of the termite shield system. In these buildings an inspection zone of at least 75mm should be maintained to permit detection of termite entry. The concrete edge should not be concealed by render, tiles, cladding, flashings, adjoining structures, paving, soil, turf or landscaping etc. Where this is the case you should arrange to have the slab edge exposed for inspection. Concealed termite entry may already be taking place but could not be detected at the time of the inspection. This may have resulted in concealed timber damage. Does the slab edge inspection zone fully comply?

Not able to comment. A very high proportion of termite attacks are over the edge of both Infill and other concrete slabs types. Covering the edge of a concrete slab makes concealed termite entry easy. Infill slab type construction has an even higher risk of concealed termite ingress as the slab edge is concealed due to the construction design and cannot be exposed. The type of slab may only be determined by assessment of the construction plans by a qualified person e.g. Builder, Architect. Construction Plans may be obtainable by your local Council or Builder. Termite activity and or damage may be present in concealed timbers of the building. We strongly recommend frequent regular inspections in accordance with AS 3660.2. Where the slab edge is not fully exposed or the slab is an infill slab or the slab type cannot be determined then we strongly recommend inspections every 3 to 6 months in accordance with AS 3660.2 or AS 4349.3.



### Finding 6.03

Building:	Main Building
Location:	Slab penetrations
Finding:	Service penetrations
Information:	Services into home can allow for concealed termite entry without additional or adequate termite protection.

### Finding 6.04

Building:	Main Building
Location:	Exterior walls - left side
Finding:	Bridging or breaching of termite barriers - weep holes
Information:	Bridging is the spanning of a termite barrier or inspection zone so that subterranean termites are provided with passage over or around that barrier.

Breaching is the making of a hole or gap in a termite barrier so that termites are provided with a passage over or around that barrier.

Weep holes in the exterior brickwork of the property are designed to allow condensation that may build up between the brickwork and subsequent timber framework to drain from within the wall hence preventing any deterioration of the timber building elements.

Where weep holes are covered by external ground levels such as paving or garden beds concealed entry is available for termites from these grounds into the brickwork or external wall materials.

Additionally build-up of moisture is likely to occur if weep holes are covered further attracting termite activity to these areas.

It is highly recommended that weep holes are left exposed in all areas throughout the external property. Therefore if any termite activity leading into weep holes becomes easily detectable during frequent pest inspections.

The client is recommended to contact a concrete specialist to lower the ground level, ensuring all weepholes are fully exposed.



### Finding 6.05

Building:	Main Building
Location:	Fencing & Landscaping
Finding:	Building materials in direct ground contact - conducive to termites
Information:	Where timber elements are in direct contact with the ground and consequently moisture or dampness they become conducive to termite activity. Whether timber is used as a building element part of a fencing structure or stored as an unused item they can provide an environment that is attractive to termite infestation.

When met with excessive moisture timber begins to decay and develop wood rot. Any timbers that are in direct contact with external grounds especially if left untreated or non-durable also provide ingress for subterranean termites into that particular element.

The removal of any such materials that may be conducive to termite activity should be removed as soon as possible to minimise the risk of termite attack.





### Finding 6.06

Building: Main Building  
 Location: External tap  
 Finding: Tap - No drain  
 Information: The external tap in this area was noted to have no drain at the time of inspection.

This keeps the surrounding surfaces damp while using the tap, which becomes conducive to termite activity.

A licensed plumber must be appointed to ensure an appropriate drain is installed.



### Finding 6.07

Building: Main Building  
 Location: Rear left corner  
 Finding: Water leak - External  
 Information: Water leaks were found to be present to exterior plumbing work. Leaks are generally caused by deterioration of the plumbing elements over time, due to exposure to weather conditions, but may have also been caused by minor impact damage.

Such leaking creates damp conditions in the affected area, causing potential for water pooling and subsequent water damage if left unattended. These conditions may also attract termite attack, particularly if the area is subject to minimal levels of sun throughout daylight hours.

It is highly advised that a licensed plumber be appointed to rectify any water leaks that may be present. Areas of repair and replacement of plumbing fittings and fixtures may be required and, as such, a quotation should be sought.



**Evidence of fungal decay activity and/or damage**

No evidence was found

**Evidence of wood borer activity and/or damage**

No evidence was found

## Section D Significant Items

### D4 Further Inspections

We advise that you seek additional specialist inspections from a qualified and, where appropriate, licensed

- Licensed Plumber specialising in Roof Plumbing
- Licensed Plumber
- Licensed Electrician
- Termite and Timber Pest Technician / Licensed Pest Controller

Jim's Building Inspections can put you in contact with qualified and licensed providers of these and other trades services. Please contact your inspector for recommendations, or visit [www.jims.net](http://www.jims.net).

### D5 Conclusion - Assessment of overall condition of property

- This is a visual report as per AS4349.1 & AS4349.3 and as per agreed pre-inspection agreement that you have received from us.

This summary must be read in conjunction with the defects list.

The purchaser should ensure all extensions and additions are council approved and completed by licensed trades.

The property was found to be in average condition despite the identified defects.

Repair of all other defects are recommended. If left unattended, secondary minor or major defects can ensue.

Installation of a termite chemical barrier is highly recommended. Regular termite inspections are recommended every 6-months.

Please be aware that limitation's did affect the inspection and areas of low clearance and poor access meant a complete inspection of the roof space and subfloor was not possible and areas of stored items, insulation and garden vegetation meant some areas were obstructed.

It is strongly recommended that full access is gained as major defects and/or damage may be concealed.

Please read all the defects and recommendations carefully and read the report in its entirety.

For further information, advice and clarification please contact Terry Masoudi \* on: 0420 990 777

### Section D Significant Items

The following items were noted as - For your information

#### Noted Item

Building: Main Building  
Location: All Areas  
Finding: Moisture metre  
Information: During the inspection the property was checked for moisture using a moisture metre.  
  
This is for information only.





### Noted Item

Building: Main Building  
 Location: All Wet Areas  
 Finding: Waterproofing  
 Information:

All taps, mixers and toilets were tested for operation, except for those obstructed. The waterproofing to the shower recess was assessed by checking the walls in and around the shower recess for varying moisture content. There were no significant variations across the tested areas. No sign of recent water damage was evident upon a visual inspection of the surrounding walls, where the visual nature of the inspection was possible.

Consequently, there is no conclusive evidence of any current shower recess leakage other than those which may have already been mentioned earlier in this report. It is reasonable to assume the shower waterproofing is sound. Note that if the shower is not used, or has not been used for some time, moisture readings would not vary significantly and this can lead to erroneous results. It is not possible under the visual inspection criteria (under which a prepurchase inspection is carried out) to categorically determine if there are leaks. If a more accurate assessment is required, a special purpose inspection should be requested. Alternatively, the assumption should be made that the shower may leak.





Noted Item

Building: Main Building  
Location: Roof Void  
Finding: Additional Photos  
Information:

Additional photos are provided for your general reference.





**Noted Item**

Building: Main Building  
Location: Roof Exterior  
Finding: Additional Photos  
Information:

Additional photos are provided for your general reference.



**Noted Item**

Building: Main Building  
Location: Plumbing/electrical/gas/aircon/appliances/pool equipment/fire safety etc

Finding: Plumbing & Electrical  
 Information: Plumbing and electrical inspections including appliances are outside the scope of the building inspection and must be conducted by a Licensed and registered Trades person. It is highly recommended that the client makes immediate arrangements to have the gas appliances checked by a licensed gas plumber to ensure that the appliances are working safely and efficiently. We recommend all other installations be checked also. Whilst we note and comment of visually apparent defects that present during the building inspection, legislation requires the checking and documenting of compliance for plumbing and electrical requirements be done by licensed electrician and plumbers respectively to ensure they are functioning correctly.

### Noted Item

Building: Main Building  
 Location: All Areas  
 Finding: Site drainage  
 Information: Unless mentioned as a defect further up this report, site drainage appears to be acceptable at the time of inspection, however, the site/yard should be monitored during heavy rain to determine whether the existing drains can cope. If it appears that they cannot cope, then additional drains may be required. The general adequacy of site drainage is not included in the Standard Property Inspection Report. Comments on surface water drainage are limited as where there may have been either little or no rainfall for a period of time, surface water drainage may appear to be adequate during the inspection but then during periods of heavy rain, may be found to be inadequate. Any comments made in this section are relevant only in light of the conditions present at the time of inspection. It is recommended that a Smoke Test be obtained to determine any illegal connections, blocked or broken drains.

### Noted Item

Building: Main Building  
 Location: All Areas  
 Finding: Additional Photos - Obstructions and Limitations  
 Information: These photographs are an indication of the obstructions and limitations which impeded full inspection of the property at the time of inspection. These obstructions can hide an array of defects and should be removed to allow full inspection to be carried out. A re-inspection is recommended once the areas are made accessible.



## Definitions to help you better understand this report

Access hole (cover)	An opening in flooring or ceiling or other parts of a structure (such as service hatch, removable panel) to allow for entry to carry out an inspection, maintenance or repair.
Accessible area	An area of the site where sufficient, safe and reasonable access is available to allow inspection within the scope of the inspection.
Appearance defect	Fault or deviation from the intended appearance of a building element.
Asbestos-Containing Material (ACM)	Asbestos-containing material (ACM) means any material or thing that, as part of its design, contains asbestos.
Building element	A portion of a building that, by itself or in combination with other such parts, fulfils a characteristic function. NOTE: For example supporting, enclosing, furnishing or servicing building space.
Client	The person or other entity for whom the inspection is being carried out.
Conditions Conducive to Termite Activity	Noticeable building deficiencies or environmental factors that may contribute to the presence of Termites.
Defect	Fault or deviation from the intended condition of a material, assembly, or component.
Detailed assessment	An assessment by an accredited sampler to determine the extent and magnitude of methamphetamine contamination in a property.
Inspection	Close and careful scrutiny of a building carried out without dismantling, in order to arrive at a reliable conclusion as to the condition of the building.
Inspector	Person or organisation responsible for carrying out the inspection.
Instrument Testing	Where appropriate the carrying out of Tests using the following techniques and instruments: (a) electronic moisture detecting meter - an instrument used for assessing the moisture content of building elements (b) stethoscope - an instrument used to hear sounds made by termites within building elements (c) probing - a technique where timber and other materials/areas are penetrated with a sharp instrument (e.g. bradawl or pocket knife), but does not include probing of decorative timbers or finishes, or the drilling of timber and trees and (d) sounding - a technique where timber is tapped with a solid object. (e) T3I - an instrument used to detect movement, moisture and changes in temperature within timber
Limitation	Any factor that prevents full or proper inspection of the building.
Major defect	A defect of sufficient magnitude where rectification has to be carried

	out in order to avoid unsafe conditions, loss of utility or further deterioration of the property.
Methamphetamine	An amphetamine-type stimulant that is highly addictive. Methamphetamine is a controlled substance, classified as a Class A (very high-risk) drug under the Misuse of Drug Act. This term is used as a grouping term to include all substances screened for, specifically: Ephedrine, Pseudoephedrine, Amphetamine, Methamphetamine, MDA and MDMA.
Methamphetamine contamination	A property or part of a property where the level of methamphetamine has been tested in accordance with this standard and found to exceed 0.5 micrograms/100 cm <sup>2</sup> (Residential) or 10 micrograms/100 cm <sup>2</sup> (Commercial).
Methamphetamine production/manufacture	The manufacture of methamphetamine, including processing, packaging, and storage of methamphetamine and associated chemicals.
Minor defect	A defect other than a major defect.
Roof space/Roof void	Space between the roof covering and the ceiling immediately below the roof covering.
Screening assessment	An assessment by a screening sampler to determine whether or not methamphetamine is present.
Serviceability defect	Fault or deviation from the intended serviceability performance of a building element.
Significant item	An item that is to be reported in accordance with the scope of the inspection.
Site	Allotment of land on which a building stands or is to be erected.
Structural defect	Fault or deviation from the intended structural performance of a building element.
Structural element	Physically distinguishable part of a structure. NOTE: For example wall, columns, beam, connection.
Subfloor space	Space between the underside of a suspended floor and the ground.
Subterranean Termite Management Proposal	A written proposal in accordance with Australian Standard AS 3660.2 to treat a known subterranean termite infestation and/or manage the risk of concealed subterranean termite access to buildings and structures.
Termites	Wood destroying insects belonging to the order 'Isoptera' which commonly attack seasoned timber.
Tests	Additional attention to the visual examination was given to those accessible areas which the consultant's experience has shown to be

particularly susceptible to attack by Termites. Instrument Testing of those areas and other visible accessible timbers/materials/areas showing evidence of attack was performed.

Timber Pest Activity	Tell-tale signs associated with 'active' (live) and/or 'inactive' (absence of live) Timber Pests at the time of inspection.
Timber Pest Attack	Timber Pest Activity and/or Timber Pest Damage.
Timber Pest Damage	Noticeable impairments to the integrity of timber and other susceptible materials resulting from an attack by Timber Pests.
Urgent and Serious Safety Hazards	Building elements or situations that present a current or immediate potential threat of injury or disease to persons.

## Terms on which this report was prepared

This report is based on the condition of the property at the time of inspection. We strongly recommend re-inspection 30 days after this report is issued as the general condition of the property is likely to have changed, including the extent of defects described and instance of potential undetected defects.

This report has been prepared in accordance with and subject to the pre-inspection agreement in place between the parties, which forms part of this Report.

*This Report is prepared for the client identified above and may not be relied on by any other person without our express permission or by the purchase of this Report on our website.*

SPECIAL ATTENTION SHOULD BE GIVEN TO THE SCOPE, LIMITATIONS AND EXCLUSIONS IN YOUR PRE-INSPECTION AGREEMENT AND THIS REPORT

Any of the exclusions or limitations identified for this Report may be the subject of a special-purpose inspection which we recommend being undertaken by an appropriately qualified inspector

### RELIANCE AND DISCLOSURE

This report has been prepared based on conditions at the time of the report.

We own the copyright in this report and may make it available to third parties.

If your Property is in the Australian Capital Territory, you acknowledge we will make certain information about this Report available to the ACT Government for inclusion in the building and pest inspections public register if required under the *Civil Law (Sale of Residential Property) Act 2003*. This will include the fact the report has been prepared, the Property street address, date of the inspection, the name of the person who prepared the report and (if applicable) the entity that employs them.

### UNDETECTED DEFECT RISK RATING

If this Report has identified a medium or high-risk rating for undetected defects, we strongly recommend a further inspection of areas that were inaccessible. This may include an invasive inspection that requires the removal or cutting of walls, floors or ceilings.

*If the Property has been vacant for a period of time, moisture levels or leaks may not be detectable at the time of the inspection because often only frequent use of water pipes (showers, taps etc) result in a leak being identifiable. We advise further testing on pipes and water susceptible areas (such as the bathroom and laundry) after more frequent use has occurred.*

### IMPORTANT SAFETY INFORMATION:

**This is not a report by a licensed plumber or electrician.** We recommend a special-purpose

report to detect substandard or illegal plumbing and electrical work at the Property

**This is not a smoke alarm report.** We recommend all existing detectors in the Property be tested and advice sought as to the suitability of number, placement and operation.

**This is not an asbestos report.** There are potential products in the Property containing asbestos that will not be identified in this report. In order to accurately identify asbestos, we recommend performing an asbestos inspection, particularly for buildings built prior to 1988.

**This is not a report on safety glass.** Glazing in older homes may not reflect current standards and may cause significant injury if damaged. Exercise caution around the glass in older homes.

**This is not a report on window opening restrictions.** We have not inspected window opening restrictors. Window openings in older buildings may not reflect current standards and can be a potential risk. Window opening restrictors are advised for all second story or above windows with sill heights below 900mm. Some states make this a mandatory requirement. Owners should enquire of their local and state requirements to ensure compliance.

**This is not a report on pool safety.** If a swimming pool is present it should be the subject to a special purpose pool inspection.

**External Timber Structures - Balcony and Decks.** It is strongly recommended that a Structural Engineer is required to assess distributed load capacity of external timber structures such as balconies and decks, alerting users of the load capacity. Regular maintenance and inspections by competent practitioners to assess the ongoing durability of exposed external timber structures are needed.

**This is not a Group Titled Property Report as per AS4349.2.** If you require a report for a Group Titled Property as per this standard, please seek a separate inspection for Group Titled Properties.

## MOISTURE

The identification of moisture, dampness or the evidence of water penetration is dependent on the weather conditions at the time an inspection. The absence of dampness identified in this Report does not necessarily mean the Property will not experience some damp problems in other weather conditions or that roofs, walls or wet areas are watertight.

Where the evidence of water penetration is identified we recommend detailed investigation of waterproofing in the surrounding area monitoring of the affected area over a period of time to fully detect and assess the cause of dampness.

## MAINTENANCE OF THE PROPERTY

This Report is not a warranty or an insurance policy against problems developing with the Property in the future. Accordingly, a preventative maintenance program should be implemented which includes systematic inspections, detection and prevention of issues. Please contact the inspector who carried out this inspection for further advice.

It is strongly advised that appropriate steps be taken to remove, rectify or monitor any evidence of

conditions conducive to timber pest activity. Undertaking thorough regular inspections at intervals not exceeding twelve months (or more frequent inspections where the risk of timber pest attack is high or the building type is susceptible to attack). To further reduce the risk of subterranean termite attack, implement a management program in accordance with Australian Standard AS3660. This may include the installation of a monitoring and/or baiting system, or chemical and/or physical barrier. However, AS3660 stresses that subterranean termites can bridge or breach barrier systems and inspection zones and those thorough regular inspections of the building are necessary.

### **NO CERTIFICATION**

- a) The Property has been compared to others of a similar age, construction type and method that had an acceptable level of basic maintenance completed.
- b) We don't advise you about title, ownership or other legal matters like easements, restrictions, covenants and planning laws. None of our inspections constitutes approval by a Building Surveyor, a certificate of occupancy or compliance with any law, regulation or standard, including any comment on whether the Property complies with current Australian Standards, Building Regulations or other legislative requirements.

### **RECTIFICATION COSTS**

We don't provide advice on the costs of rectification or repair unless specifically identified in the scope of the Report. Any cost advice provided verbally or in this report must be taken as of a general nature and is not to be relied on. Actual costs depend on the quality of materials, the standard of work, what price a contractor is prepared to do the work for and may be contingent on approvals, delays and unknown factors associated with third parties. No liability is accepted for costing advice.