




## Building Inspection Report

Inspection Date: Wed, 1 Apr 2026

Property Address: 58 London St, Bentleigh VIC 3204, Australia



## Contents

	The Parties
<b>Section A</b>	Results of inspection - summary
<b>Section B</b>	General
<b>Section C</b>	Accessibility
<b>Section D</b>	Significant Items
<b>Section E</b>	Additional comments
<b>Section F</b>	Annexures to this report

Definitions to help you better understand this report

Terms on which this report was prepared

Special conditions or instructions

If you have any queries with this report or require further information, please do not hesitate to contact the person who carried out the inspection.

This Report has been prepared in accordance with the pre-inspection agreement in place between the parties set out below, which set out the purpose and scope of the inspection, and the significant items that will be reported on. This Report reflects the opinion of the inspector based on the documents that have been provided. This Report should be read in its entirety and in the context of the agreed scope of Services. If there is a discrepancy between the summary findings and the body of the Report, the body of the Report will prevail. We recommend that you should promptly implement any recommendation or advice in this Report, including recommendations of further inspections by another specialist. If you have any queries with this Report or require further information, please do not hesitate to contact the person who carried out the inspection. This Report contains reference to material that is the copyright of Standards Australia reproduced under agreement with SAI Global to Jim's Building Inspections (Australia).

Original Inspection Date: Wed, 1 Apr 2026

## The Parties

---

Name of the Client:

---

Name of the Principal(if Applicable):

---

Job Address: 58 London St, Bentleigh VIC 3204, Australia

---

Client's Email Address:

---

Client's Phone Number:

---

Consultant: Vince Paterno Ph: 0498 110 155  
Email: Sandringham@jimsbuildinginspections.com.au

---

942154

---

Company Name: Jim's Building Inspections (Sandringham)

---

Company Address and Postcode: Mentone 3194

---

Company Email: Sandringham@jimsbuildinginspections.com.au

---

Company Contact Numbers: 0498 110 155

## Special conditions or instructions

A report may be conditional on information provided by the person, agents or employees of the person requesting the report, apparent concealment of possible defects and a range of other factors

The following apply: Not Applicable

## Section A Results of Inspection - summary

A summary of your inspection is outlined below; please also refer to the Report.

	Found	Not Found
<b>Safety Hazard</b>	✓	
<b>Major Defect</b>	✓	
<b>Minor Defect</b>	✓	

### Overall Condition

In summary, the building, compared to others of similar age and construction is in fair condition with some major and minor defects found.

## Section B General

### General description of the property

---

Building Type	Residential
---------------	-------------

---

Company or Strata title	Unknown
-------------------------	---------

---

Floor	Slab on ground
-------	----------------

---

Furnished	Furnished
-----------	-----------

---

No. of bedrooms	4
-----------------	---

---

Occupied	Unoccupied
----------	------------

---

Orientation	North
-------------	-------

---

Other Building Elements	Garage
-------------------------	--------

---

Other Timber Bldg Elements	Doors, Door Frames, Architraves, Floorboards, Stair Railing, Skirting Boards, Staircase
----------------------------	---

---

Roof	Pitched, Tiled, Timber Framed
------	-------------------------------

---

Storeys	Double
---------	--------

---

Walls	Rendered
-------	----------

---

Weather	Fine
---------	------

---

## Section C Accessibility

### Areas Inspected

The following areas were inspected. As documented in your Pre-Inspection Agreement, obstructions and limitations to the accessible areas for inspection are to be expected in any inspection. Refer also to our listing of obstructions and limitations.

- Interior
- Exterior

The inspection excludes areas which are affected by obstructions or where access is limited or unsafe. We do not move obstructions and building defects may not be obvious unless obstructions or unsafe conditions are removed to provide access.

### Inaccessible Areas

The following areas were inaccessible:

- Exterior Roof Surface - Second Storey.

Any areas which are inaccessible at the time of inspection present a high risk for undetected building defects. The client is strongly advised to make arrangements to access inaccessible areas urgently wherever possible.

### Obstructions and Limitations

Building defects may be concealed by the following obstructions which prevented full inspection:

- Fixed ceilings
- Fixed Furniture - Built-in Cabinetry
- Floor coverings
- Furniture
- Rugs
- Stored items, built in cabinetry, furniture and personal items obscured approximately 50% of every room.

The presence of obstructions increases the risk of undetected defects. The client should make arrangement to remove obstructions where ever possible and re-inspect these areas as a matter of urgency. See also overall risk rating for undetected defects.

### Undetected defect risk

A risk rating is provided to help you understand the degree to which accessibility issues and the presence of obstructions have limited the scope of the inspection

The risk of undetected defects is: **Medium**

When the risk of undetected defects medium or high we strongly recommend further inspection once access is provided or if the obstruction can be removed. Contact us for further advice.

## Section D Significant Items

### Safety Hazard

#### Defects 1.01

Building: Main Building  
Location: Rear Elevation  
Finding: Additional Photos  
Information: It appears the water tank is showing signs of subsidence as the water tank is on an angle and not secure.

Additional photos are provided for your general reference



#### Defects 1.02

Building: Main Building  
Location: Upstairs  
Finding: Windows not restricted opening  
Information: Second story windows in buildings constructed after 2013 must be fitted with devices to restrict the window opening more than 12.5cm to prevent falls. Even if this property was constructed prior to this date it is a safety hazard not to have restricting devices installed.



### Defects 1.03

Building:	Main Building
Location:	Stairs - Internal
Finding:	Balustrade - Suspected Non-Compliance
Information:	The balustrade was measured and found to be less than the present building regulation requirement of 1000mm high. Additionally the gaps between the balustrade cladding were found to be greater than the present building regulation requirement of 125mm.

As with all constructions, compliance for a particular dwelling need only meet the regulations of the build date and not necessarily future changes to specific building regulations.

Some changes to the building regulations are made to ensure the safety of all inhabitants and balustrades are definitely one of those crucial regulations.

This defect creates a potential safety hazard and should be rectified as soon as possible to ensure the safety of the area and to meet present building standards and regulations.

A registered builder should be contacted to discuss possible rectification solutions.




### Major Defect

**Defects 2.01**

Building: Main Building  
Location: Ensuite - Master  
Finding: Shower - Leaking  
Information: Leaking was evident to the shower area at the time of inspection as shown in photos with the moisture meter. It is suspected that the leaking has occurred as a result of general ageing of the building elements.

Leaking from the shower base, where left unattended, is likely to lead to water damage to adjoining flooring and walls. Leaking can lead to water damage and necessitate extensive remedial works being required. Active water leaks may also create an environment that is susceptible to the formation and development of mould.

Appointment of a tiling contractor is required to replace the shower the bathroom waterproofing and tiling. Such works should be performed as soon as possible to ensure that no further damage occurs.





## Minor Defect

### Defects 3.01

Building:	Main Building
Location:	Garage
Finding:	Garage door - Superficial markings
Information:	The garage roller door has a number of marks and dents likely to have resulted from impact damage be it accidental or deliberate impact at sometime.

Garage roller doors can fail when the building materials have aged but may be indicative of impact damage (accidental or deliberate). While superficial markings detract from the aesthetics of the building element, the functionality has not been hindered in any way.

Repair and/or replacement of the two garage doors would improve the condition of the garage but certainly not an urgent item

A qualified roller door installer or supplier should be engaged to check out the operation and overall condition of the doors to determine if repair is an option otherwise replacement may need to be considered.



### Defects 3.02

Building:	Main Building
Location:	Front Elevation
Finding:	Tiles - Drummy
Information:	Drummy tiled areas were identified at the time of inspection. The term 'drummy' refers to tiles that have become detached from their fixing, despite otherwise being in relatively good condition. Such defects are generally caused by physical or moisture damage to the area. Drummy tiled areas may also be a direct result of poor workmanship during the construction process.

Tiled areas may swell and shrink with changes in air humidity if the area has sustained moisture damage. Any exposure to moisture is capable of causing tiled areas to become drummy and/or cracked over a prolonged period of time. Drummy tiled areas generally require removal and replacement of affected tiles, with adequate sealant and grouting.

Specialist trades are available for these types of services. A registered builder may be required to undertake works if damage is extensive or if secondary building defects have resulted. Otherwise, it is advised that a tiling contractor be appointed to perform works as necessary. Immediate action is recommended to ensure that no further damage is sustained in the affected area.



### Defects 3.03

Building:	Main Building
Location:	Render
Finding:	Render chipped - defective
Information:	Chips or any other blemish which is obvious from a normal viewing position is considered a defect with reference to Standards and Tolerances.




### Defects 3.04

Building:	Main Building
Location:	Front Elevation
Finding:	Cracks to render - Category 2
Information:	It has been observed that cracking to rendered surfaces has occurred. The degree of damage falls within Category 2, described as noticeable cracks which are easily filled. Cracking of this size are generally less than 5mm in width.

Category 2 damage is required to be monitored for a period of 12 months. After the monitoring period, a crack rated at Category 2 or above is considered a defect requiring rectification.

Always contact your building inspector should cracks widen, lengthen, or become more numerous.



### Defects 3.05

Building:	Main Building
Location:	Walk In Robe and en-suite
Finding:	Building element - Swollen
Information:	Swollen building elements generally indicate that the building materials have been affected by excessive moisture over a prolonged period of time, and have swollen as a result. The formation and development of mould/fungi or mildew is also a likely consequence of excessive moisture, which may pose major respiratory issues for occupants, particularly the elderly, the very young and those with existing illnesses and could be potential health safety hazards. In these cases an appropriately qualified inspector/tester should also be contacted for advice and/or technical assistance.

The structural integrity of swollen building elements can not be guaranteed, and further damage is likely to develop if left unmanaged. Excessive moisture is likely to lead to the development of secondary damage to any associated building elements, which may necessitate major repair works if prolonged.

Rectification of the cause of the water leak should be addressed prior to any remedial works to the swollen building elements. A licensed plumber should be appointed immediately to identify the cause of the leak and provide advice on remedial works as necessary, Repair and/or replacement of swollen building elements should be conducted as a matter of urgency by a registered builder or qualified carpenter.



### Defects 3.06

Building: Main Building  
Location: Powder Room  
Finding: Building element - Swollen  
Information: Swollen building elements generally indicate that the building materials have been affected by excessive moisture over a prolonged period of time, and have swollen as a result. The formation and development of mould/fungi or mildew is also a likely consequence of excessive moisture, which may pose major respiratory issues for occupants, particularly the elderly, the very young and those with existing illnesses and could be potential health safety hazards. In these cases an appropriately qualified inspector/tester should also be contacted for advice and/or technical assistance.

The structural integrity of swollen building elements can not be guaranteed, and further damage is likely to develop if left unmanaged. Excessive moisture is likely to lead to the development of secondary damage to any associated building elements, which may necessitate major repair works if prolonged.

Rectification of the cause of the water leak should be addressed prior to any remedial works to the swollen building elements. A licensed plumber should be appointed immediately to identify the cause of the leak and provide advice on remedial works as necessary, Repair and/or replacement of swollen building elements should be conducted as a matter of urgency by a registered builder or qualified carpenter.





### Defects 3.07

Building: Main Building  
 Location: Entry and stairs  
 Finding: Plaster - Damaged  
 Information: Damage from flooding to the internal plaster was identified in this area at the time of inspection.

This should be monitored frequently to identify whether further cracking results.

The plaster damage is approximately as shown in the photos provided at the time of inspection.




### Defects 3.08

Building: Main Building  
 Location: All Areas  
 Finding: Walls - Scuffed  
 Information: Superficial scuff marks were noted to the internal walls in this area at the time of inspection. Marked and scuffed surfaces, while detracting from the overall appearance of the affected building element, do not indicate any operational or structural damage. This degree of surface damage is consistent with general wear and tear.

Marked surfaces may be left at client discretion, as no repair/replacement is necessarily required. Marked surfaces are unlikely to result in the development of

secondary damage; however, the client may wish to seek quotations for the cost to refurbish or replace the affected wall linings.

A general handyman or cleaning contractor may be appointed to rectify marked or scuffed surfaces at the client's discretion.



### Defects 3.09

Building:	Main Building
Location:	Stairs - Internal
Finding:	Nails - Popping
Information:	Numerous popped nails were identified at the time of inspection. Nails and screws are held by the friction between them and the surface that they are applied to. Over time, the nails and screws can back out, which is often a result of general ageing and deterioration of the building structure.

If left unmanaged, internal wall and ceiling sheeting may become loose and unstable, increasing the rate of deterioration of these building elements and creating potential for the development of secondary defects.

Re-fastening of popped nails will help to maintain the stability of these, and associated, building elements. Such minor works will also help to improve the appearance of the affected area and secure the linings. These works should be performed by a qualified carpenter or plasterer at client discretion.




### Defects 3.10

Building:	Main Building
Location:	Ensuite - Master
Finding:	Tiles - Rummy (Shower base)
Information:	Drummy tiled areas were identified at the time of inspection. The term 'drummy' refers to tiles that have become detached from their fixing, despite otherwise being in relatively good condition. Such defects are generally caused by physical or moisture damage to the area. Drummy tiled areas may also be a direct result of poor workmanship during the construction process.

Tiled areas may swell and shrink with changes in air humidity if the area has sustained moisture damage. Any exposure to moisture is capable of causing tiled areas to become drummy and/or cracked over a prolonged period of time. Drummy tiled areas generally require removal and replacement of affected tiles, with adequate sealant and grouting.

Specialist trades are available for these types of services. A registered builder may be required to undertake works if damage is extensive or if secondary building defects have resulted. Otherwise, it is advised that a tiling contractor be appointed to perform works as necessary. Immediate action is recommended to ensure that no further damage is sustained in the affected area.





### Defects 3.11

Building:	Main Building
Location:	Roof Void
Finding:	Insulation - Inadequate
Information:	Upon inspection of the roof void it was noted that there is a lack of adequate insulation.

Insufficient insulation will result in a comparatively higher cost to heat and cool a property as there is a lack of Insulation (or uneven coverage of insulation) which works as a barrier to heat transfer. This helps to keep out unwanted heat in summer and preserves warmth inside your home in winter. It can also help soundproof your home from unwanted airborne noise transfer.

Example - Where there is a gap in coverage totaling 5% there is a potential for up to 50% of the energy efficiency to escape.

The level of insulation in the property does not meet current Australian Standards. Installation of adequate insulation is required and should be conducted as soon as possible.

Caution should be exercised when accessing the roof void. Do not attempt to stand on the framework to the underside of the trusses and be aware there is a potential for electric shock if contact is made with exposed or faulty electrical wiring.





## Section D Significant Items

### D4 Further Inspections

We advise that you seek additional specialist inspections from a qualified and, where appropriate, licensed

- As identified in summary and defect statements

- Registered/Licensed Builder

Jim's Building Inspections can put you in contact with qualified and licensed providers of these and other trades services. Please contact your inspector for recommendations, or visit [www.jims.net](http://www.jims.net).

### D5 Conclusion - Assessment of overall condition of property

- On inspection, some minor defects and maintenance items were found as listed in the report. Please use this report as a maintenance list to rectify the defects found.

Please be aware that without attention, some minor defects may become major defects.

It appears that the bathrooms have recently had some new silicone and grout installed. Bathroom waterproofing is not to current standards and may have been beginning to fail.

The downstairs en-suite bathroom was found to leaking as evidenced by swollen door frame and vanity unit as well as excess moisture found with a moisture meter . This is considered a major effect for immediate rectification as without immediate attention associated building elements may continue to degrade.

A qualified Tiler and Registered Builder should be engaged in order to replace this bathroom tiling and waterproofing prior to any further use. The other bathrooms showed no sign of excess moisture however it is possible they have not been used for an extended period of time therefore moisture may not be present at the time of inspection..

There was evidence of a previous termite treatment, please contact installer for maintenance schedule details.

Please read the report in full and contact me with any questions

For further information, advice and clarification please contact Vince Paterno on: 0498 110 155

### Section D Significant Items

The following items were noted as - For your information

#### Noted Item

Building: Carport  
Location: All Areas  
Finding: Additional Photos and Obstructions and Limitations  
Information: These are additional photographs and photographs of the obstructions and limitations inside and outside (furniture, landscaping etc) which may impede full inspection of the property at the time of inspection. These obstructions can hide an array of defects and may be removed to allow full inspection to be carried out. A re-inspection may be made if clients require once the areas are made accessible.















### Noted Item

Building:	Main Building
Location:	Electrical Switchboard
Finding:	Evidence of a chemical treated zone barrier was identified
Information:	During inspection of the property, it was noted that works to install a chemical treated zone barrier had previously been completed. A chemical treated zone barrier is likely to ensure effective protection against termites.

However, we strongly recommend annual inspections of the barrier and surrounding areas as there are several factors that can lead to deterioration of the barrier and decrease its effectiveness.

Where a Termite Management System has been identified, the client should identify to the type of barrier, date of installation, warranty conditions and any documentation provided by a builder or past owner. Consult the company who installed the barrier to confirm whether the system is still under warranty.

Most chemical termite management systems expire and require replenishment. All physical systems are primarily designed to prevent concealed entry.



**Noted Item**

Building: Main Building  
 Location: All appliances  
 Finding: Warranty - Expired  
 Information: Where appliances are beyond their warranty period, the owner should be prepared to meet the cost of replacement or repair of the item at any time. The operation of the appliance can not be guaranteed and further inspection by an appropriately qualified tradesperson may be required.





**Noted Item**

Building: Main Building  
Location: Roof Exterior  
Finding: Additional Photos  
Information: Additional photos are provided for your general reference





## Definitions to help you better understand this report

Access hole (cover)	An opening in flooring or ceiling or other parts of a structure (such as service hatch, removable panel) to allow for entry to carry out an inspection, maintenance or repair.
Accessible area	An area of the site where sufficient, safe and reasonable access is available to allow inspection within the scope of the inspection.
Appearance defect	Fault or deviation from the intended appearance of a building element.
Asbestos-Containing Material (ACM)	Asbestos-containing material (ACM) means any material or thing that, as part of its design, contains asbestos.
Building element	A portion of a building that, by itself or in combination with other such parts, fulfils a characteristic function. NOTE: For example supporting, enclosing, furnishing or servicing building space.
Client	The person or other entity for whom the inspection is being carried out.
Defect	Fault or deviation from the intended condition of a material, assembly, or component.
Detailed assessment	An assessment by an accredited sampler to determine the extent and magnitude of methamphetamine contamination in a property.
Inspection	Close and careful scrutiny of a building carried out without dismantling, in order to arrive at a reliable conclusion as to the condition of the building.
Inspector	Person or organisation responsible for carrying out the inspection.
Limitation	Any factor that prevents full or proper inspection of the building.
Major defect	A defect of sufficient magnitude where rectification has to be carried out in order to avoid unsafe conditions, loss of utility or further deterioration of the property.
Methamphetamine	An amphetamine-type stimulant that is highly addictive. Methamphetamine is a controlled substance, classified as a Class A (very high-risk) drug under the Misuse of Drug Act. This term is used as a grouping term to include all substances screened for, specifically: Ephedrine, Pseudoephedrine, Amphetamine, Methamphetamine, MDA and MDMA.
Methamphetamine contamination	A property or part of a property where the level of methamphetamine has been tested in accordance with this standard and found to exceed 0.5 micrograms/100 cm <sup>2</sup> (Residential) or 10 micrograms/100 cm <sup>2</sup> (Commercial).

Methamphetamine production/manufacture	The manufacture of methamphetamine, including processing, packaging, and storage of methamphetamine and associated chemicals.
Minor defect	A defect other than a major defect.
Roof space/Roof void	Space between the roof covering and the ceiling immediately below the roof covering.
Screening assessment	An assessment by a screening sampler to determine whether or not methamphetamine is present.
Serviceability defect	Fault or deviation from the intended serviceability performance of a building element.
Significant item	An item that is to be reported in accordance with the scope of the inspection.
Site	Allotment of land on which a building stands or is to be erected.
Structural defect	Fault or deviation from the intended structural performance of a building element.
Structural element	Physically distinguishable part of a structure. NOTE: For example wall, columns, beam, connection.
Subfloor space	Space between the underside of a suspended floor and the ground.
Urgent and Serious Safety Hazards	Building elements or situations that present a current or immediate potential threat of injury or disease to persons.

## Terms on which this report was prepared

This report is based on the condition of the property at the time of inspection. We strongly recommend re-inspection 30 days after this report is issued as the general condition of the property is likely to have changed, including the extent of defects described and instance of potential undetected defects.

This report has been prepared in accordance with and subject to the pre-inspection agreement in place between the parties, which forms part of this Report.

*This Report is prepared for the client identified above and may not be relied on by any other person without our express permission or by the purchase of this Report on our website.*

SPECIAL ATTENTION SHOULD BE GIVEN TO THE SCOPE, LIMITATIONS AND EXCLUSIONS IN YOUR PRE-INSPECTION AGREEMENT AND THIS REPORT

Any of the exclusions or limitations identified for this Report may be the subject of a special-purpose inspection which we recommend being undertaken by an appropriately qualified inspector

### RELIANCE AND DISCLOSURE

This report has been prepared based on conditions at the time of the report.

We own the copyright in this report and may make it available to third parties.

If your Property is in the Australian Capital Territory, you acknowledge we will make certain information about this Report available to the ACT Government for inclusion in the building and pest inspections public register if required under the *Civil Law (Sale of Residential Property) Act 2003*. This will include the fact the report has been prepared, the Property street address, date of the inspection, the name of the person who prepared the report and (if applicable) the entity that employs them.

### UNDETECTED DEFECT RISK RATING

If this Report has identified a medium or high-risk rating for undetected defects, we strongly recommend a further inspection of areas that were inaccessible. This may include an invasive inspection that requires the removal or cutting of walls, floors or ceilings.

*If the Property has been vacant for a period of time, moisture levels or leaks may not be detectable at the time of the inspection because often only frequent use of water pipes (showers, taps etc) result in a leak being identifiable. We advise further testing on pipes and water susceptible areas (such as the bathroom and laundry) after more frequent use has occurred.*

### IMPORTANT SAFETY INFORMATION:

**This is not a report by a licensed plumber or electrician.** We recommend a special-purpose report to detect substandard or illegal plumbing and electrical work at the Property

**This is not a smoke alarm report.** We recommend all existing detectors in the Property be tested and advice sought as to the suitability of number, placement and operation.

**This is not a pest report.** As termites are widespread throughout mainland Australia we recommend annual timber pest inspections.

**This is not an asbestos report.** There are potential products in the Property containing asbestos that will not be identified in this report. In order to accurately identify asbestos, we recommend performing an asbestos inspection, particularly for buildings built prior to 1988.

**This is not a report on safety glass.** Glazing in older homes may not reflect current standards and may cause significant injury if damaged. Exercise caution around the glass in older homes.

**This is not a report on window opening restrictions.** We have not inspected window opening restrictors. Window openings in older buildings may not reflect current standards and can be a potential risk. Window opening restrictors are advised for all second story or above windows with sill heights below 900mm. Some states make this a mandatory requirement. Owners should enquire of their local and state requirements to ensure compliance.

**This is not a report on pool safety.** If a swimming pool is present it should be the subject to a special purpose pool inspection.

**External Timber Structures - Balcony and Decks.** It is strongly recommended that a Structural Engineer is required to assess distributed load capacity of external timber structures such as balconies and decks, alerting users of the load capacity. Regular maintenance and inspections by competent practitioners to assess the ongoing durability of exposed external timber structures are needed.

**This is not a Group Titled Property Report as per AS4349.2.** If you require a report for a Group Titled Property as per this standard, please seek a separate inspection for Group Titled Properties.

## MOISTURE

The identification of moisture, dampness or the evidence of water penetration is dependent on the weather conditions at the time an inspection. The absence of dampness identified in this Report does not necessarily mean the Property will not experience some damp problems in other weather conditions or that roofs, walls or wet areas are watertight.

Where the evidence of water penetration is identified we recommend detailed investigation of waterproofing in the surrounding area monitoring of the affected area over a period of time to fully detect and assess the cause of dampness.

## MAINTENANCE OF THE PROPERTY

This Report is not a warranty or an insurance policy against problems developing with the Property in the future. Accordingly, a preventative maintenance program should be implemented which includes systematic inspections, detection and prevention of issues. Please contact the inspector who carried out this inspection for further advice.

**NO CERTIFICATION**

- a) The Property has been compared to others of a similar age, construction type and method that had an acceptable level of basic maintenance completed.
- b) We don't advise you about title, ownership or other legal matters like easements, restrictions, covenants and planning laws. None of our inspections constitutes approval by a Building Surveyor, a certificate of occupancy or compliance with any law, regulation or standard, including any comment on whether the Property complies with current Australian Standards, Building Regulations or other legislative requirements.

**RECTIFICATION COSTS**

We don't provide advice on the costs of rectification or repair unless specifically identified in the scope of the Report. Any cost advice provided verbally or in this report must be taken as of a general nature and is not to be relied on. Actual costs depend on the quality of materials, the standard of work, what price a contractor is prepared to do the work for and may be contingent on approvals, delays and unknown factors associated with third parties. No liability is accepted for costing advice.