



Building Inspection Report

Inspection Date: Wed, 4 Feb 2026

Property Address: 29/17-19 Jenkins Rd, Carlingford NSW
2118, Australia



Contents

	The Parties
Section A	Results of inspection - summary
Section B	General
Section C	Accessibility
Section D	Significant Items
Section E	Additional comments
Section F	Annexures to this report

Definitions to help you better understand this report

Terms on which this report was prepared

Special conditions or instructions

If you have any queries with this report or require further information, please do not hesitate to contact the person who carried out the inspection.

This Report has been prepared in accordance with the pre-inspection agreement in place between the parties set out below, which set out the purpose and scope of the inspection, and the significant items that will be reported on. This Report reflects the opinion of the inspector based on the documents that have been provided. This Report should be read in its entirety and in the context of the agreed scope of Services. If there is a discrepancy between the summary findings and the body of the Report, the body of the Report will prevail. We recommend that you should promptly implement any recommendation or advice in this Report, including recommendations of further inspections by another specialist. If you have any queries with this Report or require further information, please do not hesitate to contact the person who carried out the inspection. This Report contains reference to material that is the copyright of Standards Australia reproduced under agreement with SAI Global to Jim's Building Inspections (Australia).

Original Inspection Date: Wed, 4 Feb 2026

Modified Date: Thu, 5 Feb 2026

The Parties

Name of the Client:

Name of the Principal(if Applicable):

Job Address: 29/17-19 Jenkins Rd, Carlingford NSW 2118, Australia

Client's Email Address:

Client's Phone Number:

Consultant: Ngoc Nguyen Ph: 0426 556 688
Email: Bankstown@jimbuildinginspections.com.au

Builder Licence 260133C

Company Name: Jim's Building Inspections (Bankstown)

Company Address and Postcode: Liverpool 2170

Company Email: Bankstown@jimbuildinginspections.com.au

Company Contact Numbers: 0426 556 688

Special conditions or instructions

A report may be conditional on information provided by the person, agents or employees of the person requesting the report, apparent concealment of possible defects and a range of other factors

The following apply: If you have any difficulty understanding anything in this report or if you require any further clarification on anything, please feel free to contact me via email or phone and I will be more than happy to book in a time to have a chat with you in regards to the report.

- The rectification of any water damage or water related defects in this report require immediate action, as left unmanaged can result in further deterioration.

Section A Results of Inspection - summary

A summary of your inspection is outlined below; please also refer to the Report.

	Found	Not Found
Safety Hazard		✓
Major Defect	✓	
Minor Defect	✓	

Overall Condition

In summary, the building, compared to others of similar age and construction is in fair condition with some major and minor defects found.

Section B General

General description of the property

Building Type	Multi Unit Property, Apartment
---------------	--------------------------------

Company or Strata title	Yes
-------------------------	-----

Floor	Concrete
-------	----------

Furnished	Furnished
-----------	-----------

No. of bedrooms	3
-----------------	---

Occupied	Unoccupied
----------	------------

Orientation	North East
-------------	------------

Other Building Elements	N/A
-------------------------	-----

Other Timber Bldg Elements	N/A
----------------------------	-----

Roof	N/A
------	-----

Storeys	Multi-Storey with basement
---------	----------------------------

Walls	Structural Masonry
-------	--------------------

Weather	Fine
---------	------

Section C Accessibility

Areas Inspected

The following areas were inspected. As documented in your Pre-Inspection Agreement, obstructions and limitations to the accessible areas for inspection are to be expected in any inspection. Refer also to our listing of obstructions and limitations.

- Interior

The inspection excludes areas which are affected by obstructions or where access is limited or unsafe. We do not move obstructions and building defects may not be obvious unless obstructions or unsafe conditions are removed to provide access.

Inaccessible Areas

The following areas were inaccessible:

- Not Applicable

Any areas which are inaccessible at the time of inspection present a high risk for undetected building defects. The client is strongly advised to make arrangements to access inaccessible areas urgently wherever possible.

Obstructions and Limitations

Building defects may be concealed by the following obstructions which prevented full inspection:

- Above safe working height
- Appliances and equipment
- Ceiling linings
- Fixed ceilings
- Fixed Furniture - Built-in Cabinetry
- Floor coverings
- Pipework
- Wallpaper or Wall Coverings

The presence of obstructions increases the risk of undetected defects. The client should make arrangement to remove obstructions where ever possible and re-inspect these areas as a matter of urgency. See also overall risk rating for undetected defects.

Undetected defect risk

A risk rating is provided to help you understand the degree to which accessibility issues and the presence of obstructions have limited the scope of the inspection

The risk of undetected defects is: **Medium**

When the risk of undetected defects medium or high we strongly recommend further inspection once access is provided or if the obstruction can be removed. Contact us for further advice.

Section D Significant Items

Safety Hazard


No evidence was found

Major Defect

Defects 2.01

Building: Main Building
Location: All Internal Areas
Finding: Ceiling - Suspected water damaged
Information: Suspected water damage to the ceiling lining is generally an indication of excessive moisture being present in the ceiling, usually via a leak to the bathroom on top

Client to confirm with Vendor about the rectification the source of the leak. A plumber and or waterproofer should be appointed as soon as possible to identify the leak and perform rectification works as necessary, ensuring the water damage is restricted.




Minor Defect


Defects 3.01

Building:	Main Building
Location:	All Internal Areas
Finding:	Cracking - Damage Category 1 - Fine (up to 1mm)
Information:	Although fine cracks are quite noticeable, they are often only considered to be an appearance defect, and usually do not indicate any structural damage. Generally, the cause of a fine crack is indicative of a separation between building materials and finishes (e.g. paint, plaster, etc.) along joins.

Cracking of this nature can generally be repaired with minor sanding, filling and/or repainting. Such works should be performed by a qualified painter or a general handyman.

Monitoring of all cracking should be conducted frequently. Always contact a building inspector should cracks widen, lengthen, or become more numerous.







Defects 3.02

Building:	Main Building
Location:	All Internal Areas
Finding:	Paint finish - Substandard, Wear and Tear
Information:	The paint finish in this area was found to have been completed to a substandard level or wear and tear as the normal deterioration of a property from ordinary, everyday use. Exposure to the elements, time, as well as day to day living can cause fair wear and tear.

If this applies, further areas of poor and incomplete finishes could develop over time. Furthermore, substandard, wear and tear paint finishes in areas exposed to moisture, e.g. external areas or wet areas, could lead to deterioration of underlying building materials.

Substandard, wear and tear paint finishes should be sanded back, filled, leveled and repainted, as applicable. Where inadequate paint protection has led to the deterioration of the associated building element, repair and/or replacement of this building element may be required.

A painting contractor should be appointed as soon as possible to perform necessary works to aid the appearance of the affected area and to ensure that the area is protected against further deterioration. Alternatively, the homeowner following manufacturer instructions may be able to provide this service.





Defects 3.03


Building:	Main Building
Location:	Bathroom / Ensuite
Finding:	Sealant and grouting - Missing or damaged
Information:	It was noted on inspection that sealant or grout is degraded to the tiled shower alcove and or other areas of the bathroom.

Different materials and floor areas move at different rates, generally causing cracking to grout or sealant at this point. A flexible sealant is required to allow for expected expansion and contraction, while keeping the joint water tight and protective of all associated building materials.

There appears to be excessive mould to the sealant and grout which will likely require scraping out and replacement.

Flexible and mould resistant materials should be applied to affected areas to prevent any subsequent water damage that is likely to occur. Regular maintenance and replacement of damage or missing or damaged sealant and grout is highly recommended to the wet areas, as this is a regular wear and tear defect. Sealant and grouting in areas that come into regular contact with water should be maintained for the long term care of your property.

A sealant specialist or tiling contractor should be appointed to complete these works as soon as possible





Defects 3.04

Building: Main Building


Location: Bathroom

Finding: Shower Screen – Missing / Incomplete Work

Information: At the time of inspection, the shower recess was observed without a shower screen installed. The absence of a shower screen may result in water splashing outside the shower area, increasing the risk of water damage to floor finishes, wall linings, and adjoining areas.

The shower screen is required to ensure proper containment of water and to support compliance with NCC 2022 Vol 2 – Part 10.2 (Wet Areas) and AS 3740 – Waterproofing of domestic wet areas.

A compliant shower screen should be supplied and installed by a suitably qualified contractor prior to occupation.



Defects 3.05

Building: Main Building

Location: Bathroom / Ensuite

Finding: Bathroom - Damp

Information: Damp is evident to the lower 300mm of wall to the bathroom alcove. This defect is

quite common, and is suspected to have been caused by moisture permeating through the grouting in this area, which shows evidence of deterioration. Leaking pipes within the adjoining wall is also a possible cause. Damp (or structural damp) refers to the presence of unwanted moisture in the structure of a building, either as the result of intrusion from outside, or condensation from within the structure. In the bathroom area, internal water leaks or other sources of excessive moisture are generally the cause of damp. Unmanaged damp in the bathroom recess is likely to facilitate the formation and development of mould and fungi growth, decaying associated building materials and compromising their structural integrity. It is important to address damp conditions, as the World Health Organisation notes that excess moisture leads - on almost all indoor materials - to growth of microbes such as moulds, fungi and bacteria, which subsequently emit spores and other matter into the indoor air. Exposure to these contaminants is associated with a wide range of respiratory and other health-related problems. Consultation with a qualified plumber or bathroom specialist is advised immediately to identify the cause of damp and to perform remedial works as required. Where excessive mould growth is present, further inspection by a specialist environmental health inspector should also be considered. Always ensure that sealant and grout is in good condition to prevent any moisture issues occurring in the future.



Defects 3.06

Building: Main Building

Location: Bathroom
 Finding: Door - swelling and damage at the bottom edge
 Information: Swollen and damaged door base in bathroom due to moisture exposure. Edges show fraying and surface degradation.

Replace or seal the affected door. Ensure door edges are properly sealed to prevent future water damage.



Defects 3.07

Building: Main Building
 Location: Ensuite
 Finding: Bathroom holders - Loose
 Information: The bathroom holder was found to be loose at the time of inspection. While not a major operational defect, function can deteriorate if the problem is left unmanaged.


It is advised that the homeowner performs remedial works to re-attach the bathroom holder to its original fixing. A general handyperson may be required to perform these works.



Defects 3.08

Building: Main Building

Location: All Internal Areas
 Finding: Float Timber flooring - damaged / gap
 Information: Damages / gaps to float laminate flooring were found during inspection. The laminate timber flooring is typically resistant to water damage, but standing water and large amount of moisture that gets under the floor (as the water has no place to evaporate) can eventually destroy the floor and delaminate the product.



Defects 3.09

Building: Main Building
 Location: Kitchen
 Finding: Rangehood - Flue disconnected

Information: The range hood flue has become disconnected and is allowing the emission of steam and evaporative moisture into the ceiling space above.

While this does not create high potential for secondary defects, development of grease is likely to occur in the surrounding area, necessitating regular cleaning and maintenance.

Consultation with a licensed electrician may be required to reconnect the flue and thus allow the emission of gases into the external environment. Works should be completed at client discretion.



Defects 3.10

Building: Main Building

Location: Balcony

Finding: Render - Drummy

Information: Drummy rendered areas were identified at the time of inspection. The term 'drummy' refers to render that has become detached from its fixing, despite it still being solid. Such defects are generally caused by physical or moisture damage to the area. Drummy render may also be a direct result of poor workmanship during the construction process.

Render may swell and shrink with changes in air humidity if the area has sustained moisture damage. Any exposure to moisture is capable of causing rendered areas to become drummy and/or cracked over a prolonged period of time. Drummy render generally requires chipping off and re-rendering or painting.

Specialist trades are available for these types of services. A registered builder may be required to undertake works if damage is extensive, or if secondary building defects have resulted. Immediate action is recommended to ensure that no further damage is sustained in the affected area.



Defects 3.11

Building:	Main Building
Location:	All Internal Areas
Finding:	Building element - Rusted or corroded
Information:	This building element shows evidence of rusting and corrosion, which is likely to have developed as a result of excessive exposure to moisture and or inadequate coatings.

As surface rust provides no protection to the underlying iron, the deteriorating condition is likely to worsen if not addressed in the short-term future.

Where possible, the use of galvanized (treated) metals or aluminium coated metals aid in rust prevention, as does regular general maintenance. Rust formation can be controlled with coatings, such as paint, that isolate the iron from the environment.

Rusting and corrosion should be managed by ideally removing or limiting the affected surface from exposure to moisture. A registered builder may be appointed to replace any building elements that have been severely affected by rust or water damage.






Defects 3.12

Building:	Main Building
Location:	All Internal Areas
Finding:	Incomplete or substandard works
Information:	The works to this area appear to be incomplete or have been completed to a substandard level.

Works that have not been completed to a satisfactory level create potential for the development of building defects and may impede on the safety and integrity of the overall structure.

It is highly recommended that the relevant trades be appointed to complete these works and ensure the safety of the area and the longevity of all associated building elements.





Section D Significant Items

D4 Further Inspections

We advise that you seek additional specialist inspections from a qualified and, where appropriate, licensed

- Licensed Electrician

- Licensed Plumber

Jim's Building Inspections can put you in contact with qualified and licensed providers of these and other trades services. Please contact your inspector for recommendations, or visit www.jims.net.

D5 Conclusion - Assessment of overall condition of property

- The 3 bedrooms apartment compared to others of a similar age and construction appears to be mostly in fair condition. It does have major defects and some minor maintenance issues that will require attention and remedial maintenance. Left unmanaged some of these defects may become costly in the future and develop into more major defects over time.

For further information, advice and clarification please contact Ngoc Nguyen on: 0426 556 688

Section D Significant Items

The following items were noted as - For your information

Noted Item


Building: Main Building
Location: All Areas
Finding: Additional Photos - Obstructions and Limitations
Information: These photographs are an indication of the obstructions and limitations which impeded full inspection of the property at the time of inspection. These obstructions can hide an array of defects and should be removed to allow full inspection to be carried out. A re-inspection is recommended once the areas are made accessible.


















Noted Item

Building: Main Building
Location: All Areas
Finding: Additional Photos
Information: Additional photos are provided for your general reference. Arrows have been included to highlight areas of importance. Please discuss these photos with your building consultant for clarification.




















































Noted Item

Building:	Main Building
Location:	All Areas
Finding:	Water Proofing Membranes - Information Only
Information:	<p>Internal Water Proofing Membranes, are crucial in preventing water ingress into the property is important to know that the Membrane System used is to Australian Standards and has been installed correctly. Please refer to the original Building Documents or Maintenance Schedule for the relevant information including; - Membrane used and Manufacturers Specifications. - The Installer and Installation Certification. Especially with older property's where this information is unavailable, all wet areas should be monitored. Generally new waterproofing with a certificate may only have a guarantee of 8yrs. If any leaks, water staining, peeling or bubbling of the paint become evident to any adjacent walls or ceilings below a licensed builder or waterproofing specialist is recommended to investigate further.</p>





Noted Item

Building: Main Building
Location: Basement
Finding: Water leak - Active
Information: Generally, water leaks occur when a particular area of the property is not weather or water tight. As the surrounding area was found to be damp at the time of inspection, the leak is considered ongoing and hence requires urgent action.

Regardless of the location, even minor leaks that are left unmanaged can lead to serious damage of associated building elements and result in the need for replacement of building materials. Mould and other hazards such as electrical hazards may also arise if the leak is left to develop.

It is highly advised that the cause of the leak be identified and resolved immediately by a licensed plumber to prevent any further damage. Depending on the extent of the damage previously sustained, repair and/or replacement of any affected building materials may be required.

Definitions to help you better understand this report

Access hole (cover)	An opening in flooring or ceiling or other parts of a structure (such as service hatch, removable panel) to allow for entry to carry out an inspection, maintenance or repair.
Accessible area	An area of the site where sufficient, safe and reasonable access is available to allow inspection within the scope of the inspection.
Appearance defect	Fault or deviation from the intended appearance of a building element.
Asbestos-Containing Material (ACM)	Asbestos-containing material (ACM) means any material or thing that, as part of its design, contains asbestos.
Building element	A portion of a building that, by itself or in combination with other such parts, fulfils a characteristic function. NOTE: For example supporting, enclosing, furnishing or servicing building space.
Client	The person or other entity for whom the inspection is being carried out.
Defect	Fault or deviation from the intended condition of a material, assembly, or component.
Detailed assessment	An assessment by an accredited sampler to determine the extent and magnitude of methamphetamine contamination in a property.
Inspection	Close and careful scrutiny of a building carried out without dismantling, in order to arrive at a reliable conclusion as to the condition of the building.
Inspector	Person or organisation responsible for carrying out the inspection.
Limitation	Any factor that prevents full or proper inspection of the building.
Major defect	A defect of sufficient magnitude where rectification has to be carried out in order to avoid unsafe conditions, loss of utility or further deterioration of the property.
Methamphetamine	An amphetamine-type stimulant that is highly addictive. Methamphetamine is a controlled substance, classified as a Class A (very high-risk) drug under the Misuse of Drug Act. This term is used as a grouping term to include all substances screened for, specifically: Ephedrine, Pseudoephedrine, Amphetamine, Methamphetamine, MDA and MDMA.
Methamphetamine contamination	A property or part of a property where the level of methamphetamine has been tested in accordance with this standard and found to exceed 0.5 micrograms/100 cm ² (Residential) or 10 micrograms/100 cm ² (Commercial).

Methamphetamine production/manufacture	The manufacture of methamphetamine, including processing, packaging, and storage of methamphetamine and associated chemicals.
Minor defect	A defect other than a major defect.
Roof space/Roof void	Space between the roof covering and the ceiling immediately below the roof covering.
Screening assessment	An assessment by a screening sampler to determine whether or not methamphetamine is present.
Serviceability defect	Fault or deviation from the intended serviceability performance of a building element.
Significant item	An item that is to be reported in accordance with the scope of the inspection.
Site	Allotment of land on which a building stands or is to be erected.
Structural defect	Fault or deviation from the intended structural performance of a building element.
Structural element	Physically distinguishable part of a structure. NOTE: For example wall, columns, beam, connection.
Subfloor space	Space between the underside of a suspended floor and the ground.
Urgent and Serious Safety Hazards	Building elements or situations that present a current or immediate potential threat of injury or disease to persons.

Terms on which this report was prepared

This report is based on the condition of the property at the time of inspection. We strongly recommend re-inspection 30 days after this report is issued as the general condition of the property is likely to have changed, including the extent of defects described and instance of potential undetected defects.

This report has been prepared in accordance with and subject to the pre-inspection agreement in place between the parties, which forms part of this Report.

This Report is prepared for the client identified above and may not be relied on by any other person without our express permission or by the purchase of this Report on our website.

SPECIAL ATTENTION SHOULD BE GIVEN TO THE SCOPE, LIMITATIONS AND EXCLUSIONS IN YOUR PRE-INSPECTION AGREEMENT AND THIS REPORT

Any of the exclusions or limitations identified for this Report may be the subject of a special-purpose inspection which we recommend being undertaken by an appropriately qualified inspector

RELIANCE AND DISCLOSURE

This report has been prepared based on conditions at the time of the report.

We own the copyright in this report and may make it available to third parties.

If your Property is in the Australian Capital Territory, you acknowledge we will make certain information about this Report available to the ACT Government for inclusion in the building and pest inspections public register if required under the *Civil Law (Sale of Residential Property) Act 2003*. This will include the fact the report has been prepared, the Property street address, date of the inspection, the name of the person who prepared the report and (if applicable) the entity that employs them.

UNDETECTED DEFECT RISK RATING

If this Report has identified a medium or high-risk rating for undetected defects, we strongly recommend a further inspection of areas that were inaccessible. This may include an invasive inspection that requires the removal or cutting of walls, floors or ceilings.

If the Property has been vacant for a period of time, moisture levels or leaks may not be detectable at the time of the inspection because often only frequent use of water pipes (showers, taps etc) result in a leak being identifiable. We advise further testing on pipes and water susceptible areas (such as the bathroom and laundry) after more frequent use has occurred.

IMPORTANT SAFETY INFORMATION:

This is not a report by a licensed plumber or electrician. We recommend a special-purpose report to detect substandard or illegal plumbing and electrical work at the Property

This is not a smoke alarm report. We recommend all existing detectors in the Property be tested and advice sought as to the suitability of number, placement and operation.

This is not a pest report. As termites are widespread throughout mainland Australia we recommend annual timber pest inspections.

This is not an asbestos report. There are potential products in the Property containing asbestos that will not be identified in this report. In order to accurately identify asbestos, we recommend performing an asbestos inspection, particularly for buildings built prior to 1988.

This is not a report on safety glass. Glazing in older homes may not reflect current standards and may cause significant injury if damaged. Exercise caution around the glass in older homes.

This is not a report on window opening restrictions. We have not inspected window opening restrictors. Window openings in older buildings may not reflect current standards and can be a potential risk. Window opening restrictors are advised for all second story or above windows with sill heights below 900mm. Some states make this a mandatory requirement. Owners should enquire of their local and state requirements to ensure compliance.

This is not a report on pool safety. If a swimming pool is present it should be the subject to a special purpose pool inspection.

External Timber Structures - Balcony and Decks. It is strongly recommended that a Structural Engineer is required to assess distributed load capacity of external timber structures such as balconies and decks, alerting users of the load capacity. Regular maintenance and inspections by competent practitioners to assess the ongoing durability of exposed external timber structures are needed.

This is not a Group Titled Property Report as per AS4349.2. If you require a report for a Group Titled Property as per this standard, please seek a separate inspection for Group Titled Properties.

MOISTURE

The identification of moisture, dampness or the evidence of water penetration is dependent on the weather conditions at the time an inspection. The absence of dampness identified in this Report does not necessarily mean the Property will not experience some damp problems in other weather conditions or that roofs, walls or wet areas are watertight.

Where the evidence of water penetration is identified we recommend detailed investigation of waterproofing in the surrounding area monitoring of the affected area over a period of time to fully detect and assess the cause of dampness.

MAINTENANCE OF THE PROPERTY

This Report is not a warranty or an insurance policy against problems developing with the Property in the future. Accordingly, a preventative maintenance program should be implemented which includes systematic inspections, detection and prevention of issues. Please contact the inspector who carried out this inspection for further advice.

NO CERTIFICATION

- a) The Property has been compared to others of a similar age, construction type and method that had an acceptable level of basic maintenance completed.
- b) We don't advise you about title, ownership or other legal matters like easements, restrictions, covenants and planning laws. None of our inspections constitutes approval by a Building Surveyor, a certificate of occupancy or compliance with any law, regulation or standard, including any comment on whether the Property complies with current Australian Standards, Building Regulations or other legislative requirements.

RECTIFICATION COSTS

We don't provide advice on the costs of rectification or repair unless specifically identified in the scope of the Report. Any cost advice provided verbally or in this report must be taken as of a general nature and is not to be relied on. Actual costs depend on the quality of materials, the standard of work, what price a contractor is prepared to do the work for and may be contingent on approvals, delays and unknown factors associated with third parties. No liability is accepted for costing advice.