



Building and Timber Pest Inspection Report

Inspection Date: Wed, 21 Jan 2026

Property Address: 14 Frances St, LIDCOMBE, NSW, 2141,
Australia



Contents

	The Parties
Section A	Results of inspection - summary
Section B	General
Section C	Accessibility
Section D	Significant Items
Section E	Additional comments
Section F	Annexures to this report

Definitions to help you better understand this report

Terms on which this report was prepared

Special conditions or instructions

If you have any queries with this report or require further information, please do not hesitate to contact the person who carried out the inspection.

This Report has been prepared in accordance with the pre-inspection agreement in place between the parties set out below, which set out the purpose and scope of the inspection, and the significant items that will be reported on. This Report reflects the opinion of the inspector based on the documents that have been provided. This Report should be read in its entirety and in the context of the agreed scope of Services. If there is a discrepancy between the summary findings and the body of the Report, the body of the Report will prevail. We recommend that you should promptly implement any recommendation or advice in this Report, including recommendations of further inspections by another specialist. If you have any queries with this Report or require further information, please do not hesitate to contact the person who carried out the inspection. This Report contains reference to material that is the copyright of Standards Australia reproduced under agreement with SAI Global to Jim's Building Inspections (Australia).

Original Inspection Date: Wed, 21 Jan 2026

Modified Date: Thu, 22 Jan 2026

The Parties

Name of the Client:

Name of the Principal(if Applicable):

Job Address: 14 Frances St, LIDCOMBE, NSW, 2141, Australia

Client's Email Address:

Client's Phone Number:

Consultant: Adam Ahmed Ph: 0450 250 739
Email: Lidcombe@jimsbuildinginspections.com.au

Advanced Diploma of Building Surveying - CPCSS00004

Company Name: Jim's Building Inspections Lidcombe

Company Address and Postcode: Lidcombe 2141

Company Email: Lidcombe@jimsbuildinginspections.com.au

Company Contact Numbers: 0450 250 739

Special conditions or instructions

A report may be conditional on information provided by the person, agents or employees of the person requesting the report, apparent concealment of possible defects and a range of other factors

The following apply: Not Applicable

Section A Results of Inspection - summary

A summary of your inspection is outlined below; please also refer to the Report.

	Found	Not Found
Safety Hazard	✓	
Major Defect	✓	
Minor Defect	✓	
Live Timber Pest Activity		✓
Timber Pest Damage		✓
Conditions Conducive to Timber Pest Activity	✓	
Evidence of fungal decay activity and/or damage		✓
Evidence of wood borer activity and/or damage		✓
Evidence of a previous termite management program		✓

Overall Condition (Building)

In summary, the building, compared to others of similar age and construction is in fair condition with some major and minor defects found.

Overall Condition (Timber Pest)

In summary, the building, compared to others of similar age and construction is highly susceptible to timber pests. A termite treatment is required.

Section B General

General description of the property

Building Type	Residential
Company or Strata title	Unknown
Floor	Slab - Suspended Slab
Furnished	Furnished
No. of bedrooms	4
Occupied	Unoccupied
Orientation	East
Other Building Elements	Driveway, Garage, Retaining Walls
Other Timber Bldg Elements	Architraves, Door Frames, Doors, Internal Joinery, Window Frames
Roof	Flat
Storeys	Multi-Storey with basement
Walls	Brick Veneer, Full Brick, Light Weight Wall Clad
Weather	Overcast

Section C Accessibility

Areas Inspected

The following areas were inspected. As documented in your Pre-Inspection Agreement, obstructions and limitations to the accessible areas for inspection are to be expected in any inspection. Refer also to our listing of obstructions and limitations.

- Exterior
- Fencing
- Interior
- Roof Exterior - Part
- Wall Exterior

The inspection excludes areas which are affected by obstructions, where access is limited or unsafe. We do not move obstructions and defects, timber pest activity or conditions conducive to these may not be obvious unless they are removed.

Inaccessible Areas

The following areas were inaccessible:

- Roof Exterior - Part
- Wall Exterior - where neighbouring buildings immediately adjoin.
- Inside of the fencing.
- Exterior Roof Surface - Second Storey.
- Areas of skillion or flat roof - no access
- Ceiling Cavity.

Any areas which are inaccessible at the time of inspection present a high risk for undetected defects and timber pest activity and conditions conducive to these. The client is advised to make inaccessible areas accessible wherever possible for re-inspection.

Obstructions and Limitations

Building defects, termite and timber pest activity as well as conditions conducive to both, may be concealed by the following obstructions which prevented full inspection:

- Above safe working height

- Appliances and equipment
- Areas of skillion or flat roof - no access
- Evidence of recently painted walls or ceilings
- Evidence of remedial cleaning may result in lower levels of contaminant being detected.
- External concrete or paving
- Fixed ceilings
- Fixed Furniture - Built-in Cabinetry
- Floor coverings
- Furniture
- Lack of natural or acceptable lighting
- Stored items, built in cabinetry, furniture and personal items obscured approximately 75% of every room.
- Vegetation obscured up to 50% of the area for inspection.

The presence of obstructions increases the risk of undetected building defects, timber pest activity and conditions conducive to these. The client should make arrangement to remove obstructions where ever possible and re-inspect these areas urgently.

Undetected defect risk (Building)

A risk rating is provided to help you understand the degree to which accessibility issues and the presence of obstructions have limited the scope of the inspection

The risk of undetected defects is: **High**

When the risk of undetected defects is medium or high we strongly recommend further inspection once access is provided or if the obstruction can be removed. Contact us for further advice.

Undetected defect risk (Timber Pest)

A risk rating is provided to help you understand the degree to which accessibility issues and the presence of obstructions have limited the scope of the inspection

The risk of undetected defects is: **High**

When the risk of undetected defects is medium or high we strongly recommend further inspection once access is provided or if the obstruction can be removed. Contact us for further advice.

Section D Significant Items

Safety Hazard

Finding 1.01

Building:	Main Building
Location:	Basement
Finding:	Mould - Present
Information:	Mold growth is present throughout the property, primarily due to inadequate ventilation. Poor airflow and moisture accumulation within the house have created ideal conditions for mold to thrive.

Risk:

- **Health Hazards**: Mold growth can pose serious health risks to occupants, particularly those with allergies, asthma, or other respiratory conditions. Prolonged exposure to mold spores can cause respiratory issues, skin irritation, and other allergic reactions.
- **Structural Damage**: Mold can degrade building materials over time, leading to rot and weakening of the structural components such as timber, drywall, and insulation, which can result in costly repairs.
- **Decreased Property Value**: The presence of mold can significantly reduce the value of the property, as it indicates underlying moisture and ventilation issues that need addressing.

Recommendation:

A licensed mold remediation specialist should be engaged to remove the mold and treat affected areas. In addition, a ventilation expert or builder should assess and improve the house's ventilation system, possibly installing exhaust fans, vents, or mechanical ventilation systems to ensure adequate airflow and prevent future mold growth.



Major Defect

Finding 2.01

Building:	Main Building
Location:	Basement
Finding:	Sagging ceiling
Information:	The ceiling exhibits noticeable sagging, characterized by visible dips or bulges in the surface.

Risk: Sagging ceilings pose several risks, including potential collapse or detachment of ceiling materials, which can lead to property damage and serious injuries to occupants. Additionally, sagging ceilings may indicate underlying structural issues, such as water damage or compromised support beams, which could worsen over time if left unaddressed.

A qualified and licensed Builder or structural engineer should be consulted to assess the extent of the sagging and identify the underlying cause. Depending on the severity and cause, repairs may involve reinforcing support structures, addressing water damage, or replacing damaged ceiling materials to ensure safety and structural integrity.



Finding 2.02

Building: Main Building
Location: Basement
Finding: Water damage
Information: The area has sustained water damage resulting in potential structural issues. This damage compromises both the aesthetic and functional aspects.

To fix this issue, you should consider contacting a professional:

1 **Plumber:** If the water damage is due to plumbing issues, a plumber can fix leaks and ensure there are no further water-related problems.

2 **General Contractor:** If the damage is extensive and affects the surrounding area, a general contractor can coordinate the repair work, including any related structural or cosmetic repairs.

Make sure to obtain quotes from these professionals to determine the most cost-effective and efficient solution for your specific situation.



Finding 2.03

Building: Main Building
Location: Basement
Finding: Evidence of excessive moisture - Drywall

Information: Excessive moisture is present at the time of , indicating a potential water leakage issue within the wall.

The prolonged presence of moisture can lead to mold growth, deteriorate the structure, and create an environment conducive to health hazards. Additionally, it may compromise the adhesive holding the tiles, leading to their detachment.

A licensed plumber or a qualified contractor specializing in water damage remediation should investigate the source of the moisture, fix any leaks, and address the damage. Additionally, replacing affected tiles and ensuring proper waterproofing are crucial to preventing future issues.





Finding 2.04

Building: Main Building
Location: All Areas
Finding: Flaky Paint
Information: Sections of the paint in this area was found to have deteriorated. Paint deteriorating is generally an indication of excessive moisture in the area that is currently hidden by the painted surface.

The presence of excessive moisture can have major implications on associated building elements if left unattended. While only seemingly minor at this stage, the damage cannot be determined due to the paint, obstructing any further inspection of the damage.

It is highly advised that the affected paint to be cleaned to allow a further, more invasive inspection by a licensed builder/painter. Failure to act on this defect may necessitate major works in the future.







Finding 2.05

Building:	Main Building
Location:	Bathroom downstairs
Finding:	Evidence of excessive moisture was present at the time of inspection
Information:	Excessive moisture is present behind the bathroom tiles, indicating a potential water leakage issue within the wall.

The prolonged presence of moisture can lead to mold growth, deteriorate the structure, and create an environment conducive to health hazards. Additionally, it may compromise the adhesive holding the tiles, leading to their detachment.

A licensed plumber or a qualified contractor specializing in water damage remediation should investigate the source of the moisture, fix any leaks, and address the damage. Additionally, replacing affected tiles and ensuring proper waterproofing are crucial to preventing future issues.







Finding 2.06

Building: Main Building
Location: Foyer upstairs
Finding: Fire Damage
Information: Evidence of fire-related damage, including heat staining and surface deterioration, was observed to finishes. The full extent of damage, including any impact to concealed elements or structural components, could not be determined within the scope of a visual, non-invasive inspection.

Recommendation: A detailed structural inspection by a suitably qualified structural engineer is recommended, along with further assessment and rectification by an appropriately qualified fire restoration or building contractor.











Finding 2.07

Building: Main Building
Location: Ensuite 2
Finding: Shower base - Water pooling
Information: Evidence of water pooling around the floor waste in the shower recess was noticed at the time of inspection. It is suspected that this excessive moisture is attributed to insufficient fall in the shower floor tiles.

This pooling is major and considered unsatisfactory, as standard tiling practices would not permit this situation to occur. Pooling water around floor wastes can create a slip hazard in extreme cases and create conditions that are conducive to mould growth over time. Where left unmanaged, the degradation of sealant and grouting is also likely to occur, possibly necessitating further repair works.

Remedial works may involve some sections of tiling and flooring repair and replacement. A tiling contractor or bathroom specialist should be appointed to provide further advice on reparation options and to perform works as necessary.








Finding 2.08

Building:	Main Building
Location:	Ensuite - Master
Finding:	Shower base - Water pooling
Information:	Evidence of water pooling around the floor waste in the shower recess was noticed at the time of inspection. It is suspected that this excessive moisture is attributed to insufficient fall in the shower floor tiles.

This pooling is major and considered unsatisfactory, as standard tiling practices would not permit this situation to occur. Pooling water around floor wastes can create a slip hazard in extreme cases and create conditions that are conducive to mould growth over time. Where left unmanaged, the degradation of sealant and grouting is also likely to occur, possibly necessitating further repair works.

Remedial works may involve some sections of tiling and flooring repair and replacement. A tiling contractor or bathroom specialist should be appointed to provide further advice on reparation options and to perform works as necessary.





Minor Defect

Finding 3.01

Building: Main Building
 Location: All Areas
 Finding: Tile Damaged
 Information: Tiles are visibly damaged, showing a chipped/broken section on the surface.

Risk / Implication:

The damaged tile presents a trip hazard, may lead to cuts if stepped on barefoot, and can allow moisture ingress into the substrate, which may cause further deterioration or loosening of adjacent tiles. It also affects the overall appearance of the floor.

Recommended Action / Who Can Fix It:

A licensed tiler should be engaged to remove the damaged tile and install a matching replacement. If spare tiles are unavailable, additional remedial work may be required to blend the repair with surrounding finishes.









Finding 3.02

Building:	Main Building
Location:	Exterior walls - right side
Finding:	Beadings - damaged or deteriorated.
Information:	Damaged or deteriorated beadings pose several risks. They compromise the integrity , allowing drafts, moisture, and even pests to enter the building. This can lead to energy loss, water damage, and decreased indoor air quality.

Who Can Fix It:

A qualified repair technician should be contacted to assess and repair the damaged or deteriorated beadings. They can replace worn-out beadings, and ensure it is properly installed and function to maintain energy efficiency and structural integrity.



Finding 3.03

Building:	Main Building
Location:	All Areas
Finding:	Water staining
Information:	Water staining was evident in this area at the time of inspection. Water staining indicates that surfaces have been exposed to excessive moisture over time. The minerals and other elements in the water lead to staining, which may graduate to corrosion and deterioration if left unmanaged.

While mostly an appearance defect, water staining can be indicative of more serious defects, which may be currently concealed by other building elements.

Where water staining is active, a licensed plumber must be consulted to identify the cause of the staining and to provide advice on any reparation works that may be required. Replacement of any broken or damaged structures is advised.

Conversely, where water staining is old and inactive, affected building materials may be repaired or replaced at client discretion. A qualified carpenter or registered builder may be appointed to perform these works.





Finding 3.04

Building: Main Building
 Location: Rear Elevation
 Finding: Cracking - Damage Category 0 - Hairline (less than 1mm)
 Information: Hairline cracks are very minor in nature and generally are only ever an appearance defect. While such cracking may be noticeable in some cases, it is quite common and does not indicate any structural damage.

Cracking of this nature can generally be repaired with minor sanding, filling and/or repainting. Such works should be performed by a qualified painter or a general handyman.

Monitoring of all cracking should be conducted frequently. Always contact a building inspector should cracks widen, lengthen, or become more numerous.



Finding 3.05

Building: Main Building
 Location: Entertainment area
 Finding: Leaking plumbing fitting
 Information: Leaking plumbing fitting identified, posing the risk of water damage and increased water bills.

Potential structural damage, mold growth, and wastage of water resources.

Engage a licensed plumber to inspect and repair the leaking plumbing fitting, ensuring a proper seal and preventing any further water-related issues.



Finding 3.06

Building:	Main Building
Location:	All Areas
Finding:	Building element - Rusted or corroded
Information:	This building element shows evidence of rusting and corrosion, which is likely to have developed as a result of excessive exposure to moisture and or inadequate coatings.

As surface rust provides no protection to the underlying iron, the deteriorating condition is likely to worsen if not addressed in the short-term future.

Where possible, the use of galvanized (treated) metals or aluminium coated metals aid in rust prevention, as does regular general maintenance. Rust formation can be controlled with coatings, such as paint, that isolate the iron from the environment.

Rusting and corrosion should be managed by ideally removing or limiting the affected surface from exposure to moisture. A registered builder may be appointed to replace any building elements that have been severely affected by rust or water damage.



Finding 3.07

Building: Main Building
 Location: Yard - Side
 Finding: Leaning timber fence
 Information: The fence is leaning, deviating from its vertical position, compromising its stability and aesthetic appeal.

The leaning fence poses a risk of collapse, potential property damage, and a security breach, diminishing its effectiveness as a barrier.

A skilled fencing contractor or handyman is needed to assess and rectify the leaning fence. Timely repair is crucial to restore the fence's stability and prevent further damage or safety hazards.



Finding 3.08

Building: Main Building
 Location: Entertainment area / Toilet
 Finding: Evidence of excessive moisture was present at the time of inspection
 Information: Excessive moisture is present behind the bathroom tiles, indicating a potential water leakage issue within the wall.

The prolonged presence of moisture can lead to mold growth, deteriorate the structure, and create an environment conducive to health hazards. Additionally, it may

compromise the adhesive holding the tiles, leading to their detachment.

A licensed plumber or a qualified contractor specializing in water damage remediation should investigate the source of the moisture, fix any leaks, and address the damage. Additionally, replacing affected tiles and ensuring proper waterproofing are crucial to preventing future issues.





Finding 3.09

Building: Main Building

Location: All Areas

Finding: Crack in concrete slab - Category 0

Information: A crack coded as Category 0 was identified in the slab. A Category 0 crack is described as a hairline crack, representing insignificant movement of slab from level.

The approximate width of the crack to be considered Category 0 is 0.3mm, or change in offset of less than 8mm when a 3m straight edge is placed over the defect.

No rectification is required at this time. However, all cracking should be monitored over a 12 month period to identify any further damage in the area.





Finding 3.10

Building: Main Building

Location: Basement - Toilet

Finding: Basin - Blocked

Information: The basin drain appeared to be blocked at the time of inspection. Blockages prevent building elements from operating as intended. If left unmanaged, a lack of general maintenance may lead to the development of more significant defects, such as water damage to surrounding building materials.

It is advised that the blockage be removed prior to any further inspection or remedial works. Additionally, check for any secondary or concealed damage and then attempt to address the cause of the blockage to prevent any water damage to associated structures.

A licensed plumber should be appointed as soon as possible to perform any remedial works where required. Please be advised that a cabinet maker or qualified carpenter may be required if water damage is evident.






Finding 3.11

Building: Main Building
Location: Basement - Toilet
Finding: Evidence of excessive moisture was present at the time of inspection
Information: Excessive moisture is present behind the bathroom tiles, indicating a potential water leakage issue within the wall.

The prolonged presence of moisture can lead to mold growth, deteriorate the structure, and create an environment conducive to health hazards. Additionally, it may compromise the adhesive holding the tiles, leading to their detachment.

A licensed plumber or a qualified contractor specializing in water damage remediation should investigate the source of the moisture, fix any leaks, and address the damage. Additionally, replacing affected tiles and ensuring proper waterproofing are crucial to preventing future issues.





Finding 3.12

Building:	Main Building
Location:	Basement - Kitchen
Finding:	Basin - Blocked
Information:	The basin drain appeared to be blocked at the time of inspection. Blockages prevent building elements from operating as intended. If left unmanaged, a lack of general maintenance may lead to the development of more significant defects, such as water damage to surrounding building materials.

It is advised that the blockage be removed prior to any further inspection or remedial works. Additionally, check for any secondary or concealed damage and then attempt to address the cause of the blockage to prevent any water damage to associated structures.

A licensed plumber should be appointed as soon as possible to perform any remedial works where required. Please be advised that a cabinet maker or qualified carpenter may be required if water damage is evident.



Finding 3.13

Building: Main Building
Location: Basement - Kitchen
Finding: Lift – Not Operating
Information: At the time of inspection, the lift was not operational. The cause could not be determined within the scope of inspection. This presents accessibility and safety concerns.

Recommendation: Arrange inspection and rectification by a licensed lift contractor.





Finding 3.14

Building:	Main Building
Location:	Ensuite 1
Finding:	Shower base - Water pooling
Information:	Evidence of water pooling around the floor waste in the shower recess was noticed at the time of inspection. It is suspected that this excessive moisture is attributed to insufficient fall in the shower floor tiles.

This pooling is minor overall but is still considered unsatisfactory, as standard tiling practices would not permit this situation to occur. Pooling water around floor wastes can create a slip hazard in extreme cases and create conditions that are conducive to mould growth over time. Where left unmanaged, the degradation of sealant and grouting is also likely to occur, possibly necessitating further repair works.

Remedial works may involve some sections of tiling and flooring repair and replacement. A tiling contractor or bathroom specialist should be appointed to provide further advice on reparation options and to perform works as necessary.





Finding 3.15

Building:	Main Building
Location:	Ensuite - Master
Finding:	Water Stains in Vanity
Information:	"Water stains observed in the vanity area, compromising its appearance and potentially causing damage."

Continued water exposure may lead to material damage, mold growth, and diminished aesthetic appeal.

A licensed plumber or maintenance professional should assess and fix any leaks contributing to the water stains, while a cleaning or restoration service may be needed to address the visible stains and prevent further damage.



Finding 3.16

Building:	Main Building
Location:	Roof top
Finding:	Deteriorated Rendering
Information:	The rendering on the exterior walls of the building is deteriorating, showing signs of cracking, peeling, and flaking. This can be attributed to weathering, moisture ingress, or poor initial application.

****Risk:****

- ****Structural Damage:**** Deteriorated rendering can allow moisture to penetrate the underlying structure, leading to further damage, weakening the integrity of the building, and potentially causing structural issues over time.
- ****Aesthetic Impact:**** The appearance of the building is adversely affected, which can reduce the property's curb appeal and value.
- ****Insulation Problems:**** Poor rendering can affect the thermal insulation properties of the walls, leading to increased energy costs for heating and cooling.
- ****Safety Concerns:**** Loose or falling render poses a safety hazard to occupants and passersby.

****Who Can Fix It:****

- ****Professional Plasterer or Renderer:**** A skilled plasterer or renderer should be engaged to assess the extent of the damage, remove the deteriorated rendering, and apply a new, high-quality render to the affected areas.
- ****General Contractor:**** For extensive damage, a general contractor may be necessary to coordinate the repair work, ensuring that any underlying structural issues are also addressed.



Finding 3.17

Building: Main Building
 Location: Roof top
 Finding: Leaking plumbing fitting
 Information: Leaking plumbing fitting identified, posing the risk of water damage and increased water bills.

Potential structural damage, mold growth, and wastage of water resources.

Engage a licensed plumber to inspect and repair the leaking plumbing fitting, ensuring a proper seal and preventing any further water-related issues.





Live Timber Pest Activity

No evidence was found

Timber Pest Damage

No evidence was found

Conditions Conducive to Timber Pest Activity

Finding 6.01

Building: Main Building
 Location: Exterior walls - right side
 Finding: No Evidence of Termite Management System - Durable notice / Legible Sticker
 Information: The application of a pre & post-construction chemical termite barrier is highly recommended for all properties. Such barriers are highly effective in preventing termite attack on any timber building elements throughout the property.

A durable notice was not placed in the switchboard unit to indicate current termite barriers is legible at the time of inspection.

Client must seek further information from the vendor or real estate agent if the conditions of termite management systems were maintained.



Finding 6.02

Building: Main Building
Location: All Areas
Finding: No Drain under tap
Information: There is no drain installed under the tap, leading to water accumulation and creating conducive conditions for timber pests. This defect needs immediate attention to prevent potential damage and pest infestation.

Risk:


1. Water Accumulation: Without proper drainage, water can accumulate around the base of the tap, leading to persistent dampness in the surrounding area.
2. Timber Pest Infestation: The damp environment created by standing water is highly conducive to timber pests, such as termites and wood borers, which thrive in moist conditions and can cause significant damage to wooden structures.
3. Structural Damage: Prolonged exposure to moisture can lead to wood rot and deterioration of structural timber, compromising the integrity of the building.
4. Health Hazards: Persistent dampness can also promote mold and mildew growth, posing health risks to occupants.
5. Aesthetic Damage: Water stains and damage to finishes and materials around the tap area can detract from the appearance of the building and lead to costly repairs.

Who Can Fix It:

A licensed plumber or a qualified building contractor can address this defect by:

1. Assessment: Evaluating the area to determine the best approach for installing a proper drainage system under the tap.
2. Installation: Installing a drain that effectively channels water away from the base of the tap, preventing water accumulation and dampness.
3. Repair and Prevention: Inspecting and repairing any existing water damage and implementing measures to prevent future water accumulation and pest infestations.




By addressing this issue promptly, you can mitigate the risks associated with water accumulation and timber pest infestation, ensuring the longevity and safety of the building.



Finding 6.03

Building: Main Building
Location: All Areas
Finding: Timber on ground / conducive conditions to termite damage
Information: Timber on the ground is indeed conducive to termite damage. Termites are known to thrive in moist environments, and wood in contact with soil or moisture is more susceptible to infestation.

To prevent this, it's important to keep timber elevated and away from direct ground contact. Regular inspections and proper termite control measures are also essential to protect your wooden structures from termite damage.



Finding 6.04

Building: Main Building
Location: All Areas
Finding: Dense vegetation around a property can increase the risk of termite infestation
Information: The presence of dense vegetation around a property can increase the risk of termite infestation, as it provides a conducive environment for them. To address this, consider maintaining a clear space between the vegetation and your home. If you suspect a termite issue, it's advisable to consult with a licensed pest control professional for inspection and treatment.





Finding 6.05

Building:	Main Building
Location:	Entertainment area / Toilet
Finding:	Excessive moisture - Conducive to Timber pest
Information:	Excessive moisture can attract termites and produce conditions that promote fungal growth and wood decay.

Excessive moisture is generally caused by deteriorated inadequate or missing roof drainage leaking plumbing pipes or fixtures poorly plumbed HWS overflows or condenser units and poor site drainage.

If mould growth has been found there may be environmental biological or health issues involved. In these cases an appropriately qualified inspector should also be contacted.

Prior to any remedial works being performed a qualified plumber should be appointed to further inspect the property and to identify the cause of the excessive moisture. Works to remove affected building elements may then be necessary and should be performed by an appropriate tradesperson.



Finding 6.06

Building:	Main Building
Location:	Basement - Toilet
Finding:	Excessive moisture - Conducive to Timber pest
Information:	Excessive moisture can attract termites and produce conditions that promote fungal growth and wood decay.

Excessive moisture is generally caused by deteriorated inadequate or missing roof drainage leaking plumbing pipes or fixtures poorly plumbed HWS overflows or condenser units and poor site drainage.

If mould growth has been found there may be environmental biological or health issues involved. In these cases an appropriately qualified inspector should also be contacted.

Prior to any remedial works being performed a qualified plumber should be appointed to further inspect the property and to identify the cause of the excessive moisture. Works to remove affected building elements may then be necessary and should be performed by an appropriate tradesperson.



Finding 6.07

Building:	Main Building
Location:	Basement
Finding:	Excessive moisture - Conducive to Timber pest
Information:	Excessive moisture can attract termites and produce conditions that promote fungal growth and wood decay.

Excessive moisture is generally caused by deteriorated inadequate or missing roof drainage leaking plumbing pipes or fixtures poorly plumbed HWS overflows or condenser units and poor site drainage.

If mould growth has been found there may be environmental biological or health issues involved. In these cases an appropriately qualified inspector should also be contacted.

Prior to any remedial works being performed a qualified plumber should be appointed to further inspect the property and to identify the cause of the excessive moisture. Works to remove affected building elements may then be necessary and should be performed by an appropriate tradesperson.



Finding 6.08

Building:	Main Building
Location:	Bathroom downstairs
Finding:	Excessive moisture - Conducive to Timber pest
Information:	Excessive moisture can attract termites and produce conditions that promote fungal growth and wood decay.

Excessive moisture is generally caused by deteriorated inadequate or missing roof drainage leaking plumbing pipes or fixtures poorly plumbed HWS overflows or condenser units and poor site drainage.

If mould growth has been found there may be environmental biological or health

issues involved. In these cases an appropriately qualified inspector should also be contacted.

Prior to any remedial works being performed a qualified plumber should be appointed to further inspect the property and to identify the cause of the excessive moisture. Works to remove affected building elements may then be necessary and should be performed by an appropriate tradesperson.



Evidence of fungal decay activity and/or damage

No evidence was found

Evidence of wood borer activity and/or damage

No evidence was found

Section D Significant Items

D4 Further Inspections

We advise that you seek additional specialist inspections from a qualified and, where appropriate, licensed

- As identified in summary and defect statements
- Licensed Plumber
- Registered/Licensed Builder
- Structural Engineer
- Termite and Timber Pest Technician / Licensed Pest Controller

Jim's Building Inspections can put you in contact with qualified and licensed providers of these and other trades services. Please contact your inspector for recommendations, or visit www.jims.net.

D5 Conclusion - Assessment of overall condition of property

- Building Inspection Conclusion

A Building and Timber pest inspection was carried out on this property. At the time of inspection, a durable notice and evidence of pest treatment were not found.

Conducive conditions were observed which are noted in the body of the report.

The following recommendations are always strongly advised to minimise creating an environment which is conducive to timber pest infestation:

1. Maintain visual pest inspections every six to twelve months
2. Ensure that AC and HWS overflows are connected to a nearby down pipes and drain points if applicable
3. Ensure that if there any tree stumps in the immediate area that they are treated with an approved termiticide and certified by a licensed pest technician
4. Ensure that any loose timbers, timbers or stored items in ground contact in the subfloor (applicable) and around the dwelling perimeter are removed to prevent potential timber pest infestation
5. Ensure that areas of ground damp are further investigated and treated by a licensed plumber or damp proof specialist as well as addressing areas of subfloor ventilation inadequacy.

The application of a post construction chemical or physical termite barrier is highly recommended for all

properties and is always good building practice. Where a slab on ground type construction is evident a 75mm perimeter visual barrier is required to be maintained to ensure effective prevention of termite infestation and concealed entry points. If this visual barrier is not obtainable we strongly recommend a more invasive follow up termite inspection to completely rule out termite or timber pest presence in the dwelling.

Termite barriers are highly effective in preventing termite attack on any timber building elements throughout the property. A durable notice should always be placed in the meter box to clearly show the treatment method used and on what date and maintained there with.

It is strongly recommended that a full inspection to AS 4349.3 or AS 3660.2 be carried out at least once every six to twelve months. Regular inspections DO NOT stop timber pest attack but are designed to limit the amount of damage that may occur by detecting problems early.

Compared to other buildings of a similar age, full brick, brick veneer /Clad dwelling at the time of inspection was found to be in a fair condition with some Major and minor defects as highlighted in the report.

Significant items have been identified. These have been noted in the body of the report and will require relevant professional services to be engaged immediately to clarify further works.

Additionally, while some maintenance items may currently appear minor, they have the potential to escalate into major issues if left unaddressed.

Several limitations and obstructions impeded the inspection and, if at all feasible, should be removed, and a further inspection should be performed. Indicative images below depict some of the obstructions encountered.

For further information, advice and clarification please contact Adam Ahmed on: 0450 250 739

Section D Significant Items

The following items were noted as - For your information

Noted Item

Building: Main Building

Location: All Areas

Finding: Additional Photos - Obstructions and Limitations

Information: These photographs are an indication of the obstructions and limitations which impeded full inspection of the property at the time of inspection. These obstructions can hide an array of defects and should be removed to allow full inspection to be carried out. A re-inspection is recommended once the areas are made accessible.





























Definitions to help you better understand this report

Access hole (cover)	An opening in flooring or ceiling or other parts of a structure (such as service hatch, removable panel) to allow for entry to carry out an inspection, maintenance or repair.
Accessible area	An area of the site where sufficient, safe and reasonable access is available to allow inspection within the scope of the inspection.
Appearance defect	Fault or deviation from the intended appearance of a building element.
Asbestos-Containing Material (ACM)	Asbestos-containing material (ACM) means any material or thing that, as part of its design, contains asbestos.
Building element	A portion of a building that, by itself or in combination with other such parts, fulfils a characteristic function. NOTE: For example supporting, enclosing, furnishing or servicing building space.
Client	The person or other entity for whom the inspection is being carried out.
Conditions Conducive to Termite Activity	Noticeable building deficiencies or environmental factors that may contribute to the presence of Termites.
Defect	Fault or deviation from the intended condition of a material, assembly, or component.
Detailed assessment	An assessment by an accredited sampler to determine the extent and magnitude of methamphetamine contamination in a property.
Inspection	Close and careful scrutiny of a building carried out without dismantling, in order to arrive at a reliable conclusion as to the condition of the building.
Inspector	Person or organisation responsible for carrying out the inspection.
Instrument Testing	Where appropriate the carrying out of Tests using the following techniques and instruments: (a) electronic moisture detecting meter - an instrument used for assessing the moisture content of building elements (b) stethoscope - an instrument used to hear sounds made by termites within building elements (c) probing - a technique where timber and other materials/areas are penetrated with a sharp instrument (e.g. bradawl or pocket knife), but does not include probing of decorative timbers or finishes, or the drilling of timber and trees and (d) sounding - a technique where timber is tapped with a solid object. (e) T3I - an instrument used to detect movement, moisture and changes in temperature within timber
Limitation	Any factor that prevents full or proper inspection of the building.
Major defect	A defect of sufficient magnitude where rectification has to be carried

	out in order to avoid unsafe conditions, loss of utility or further deterioration of the property.
Methamphetamine	An amphetamine-type stimulant that is highly addictive. Methamphetamine is a controlled substance, classified as a Class A (very high-risk) drug under the Misuse of Drug Act. This term is used as a grouping term to include all substances screened for, specifically: Ephedrine, Pseudoephedrine, Amphetamine, Methamphetamine, MDA and MDMA.
Methamphetamine contamination	A property or part of a property where the level of methamphetamine has been tested in accordance with this standard and found to exceed 0.5 micrograms/100 cm ² (Residential) or 10 micrograms/100 cm ² (Commercial).
Methamphetamine production/manufacture	The manufacture of methamphetamine, including processing, packaging, and storage of methamphetamine and associated chemicals.
Minor defect	A defect other than a major defect.
Roof space/Roof void	Space between the roof covering and the ceiling immediately below the roof covering.
Screening assessment	An assessment by a screening sampler to determine whether or not methamphetamine is present.
Serviceability defect	Fault or deviation from the intended serviceability performance of a building element.
Significant item	An item that is to be reported in accordance with the scope of the inspection.
Site	Allotment of land on which a building stands or is to be erected.
Structural defect	Fault or deviation from the intended structural performance of a building element.
Structural element	Physically distinguishable part of a structure. NOTE: For example wall, columns, beam, connection.
Subfloor space	Space between the underside of a suspended floor and the ground.
Subterranean Termite Management Proposal	A written proposal in accordance with Australian Standard AS 3660.2 to treat a known subterranean termite infestation and/or manage the risk of concealed subterranean termite access to buildings and structures.
Termites	Wood destroying insects belonging to the order 'Isoptera' which commonly attack seasoned timber.
Tests	Additional attention to the visual examination was given to those accessible areas which the consultant's experience has shown to be

particularly susceptible to attack by Termites. Instrument Testing of those areas and other visible accessible timbers/materials/areas showing evidence of attack was performed.

Timber Pest Activity	Tell-tale signs associated with 'active' (live) and/or 'inactive' (absence of live) Timber Pests at the time of inspection.
Timber Pest Attack	Timber Pest Activity and/or Timber Pest Damage.
Timber Pest Damage	Noticeable impairments to the integrity of timber and other susceptible materials resulting from an attack by Timber Pests.
Urgent and Serious Safety Hazards	Building elements or situations that present a current or immediate potential threat of injury or disease to persons.

Terms on which this report was prepared

This report is based on the condition of the property at the time of inspection. We strongly recommend re-inspection 30 days after this report is issued as the general condition of the property is likely to have changed, including the extent of defects described and instance of potential undetected defects.

This report has been prepared in accordance with and subject to the pre-inspection agreement in place between the parties, which forms part of this Report.

This Report is prepared for the client identified above and may not be relied on by any other person without our express permission or by the purchase of this Report on our website.

SPECIAL ATTENTION SHOULD BE GIVEN TO THE SCOPE, LIMITATIONS AND EXCLUSIONS IN YOUR PRE-INSPECTION AGREEMENT AND THIS REPORT

Any of the exclusions or limitations identified for this Report may be the subject of a special-purpose inspection which we recommend being undertaken by an appropriately qualified inspector

RELIANCE AND DISCLOSURE

This report has been prepared based on conditions at the time of the report.

We own the copyright in this report and may make it available to third parties.

If your Property is in the Australian Capital Territory, you acknowledge we will make certain information about this Report available to the ACT Government for inclusion in the building and pest inspections public register if required under the *Civil Law (Sale of Residential Property) Act 2003*. This will include the fact the report has been prepared, the Property street address, date of the inspection, the name of the person who prepared the report and (if applicable) the entity that employs them.

UNDETECTED DEFECT RISK RATING

If this Report has identified a medium or high-risk rating for undetected defects, we strongly recommend a further inspection of areas that were inaccessible. This may include an invasive inspection that requires the removal or cutting of walls, floors or ceilings.

If the Property has been vacant for a period of time, moisture levels or leaks may not be detectable at the time of the inspection because often only frequent use of water pipes (showers, taps etc) result in a leak being identifiable. We advise further testing on pipes and water susceptible areas (such as the bathroom and laundry) after more frequent use has occurred.

IMPORTANT SAFETY INFORMATION:

This is not a report by a licensed plumber or electrician. We recommend a special-purpose

report to detect substandard or illegal plumbing and electrical work at the Property

This is not a smoke alarm report. We recommend all existing detectors in the Property be tested and advice sought as to the suitability of number, placement and operation.

This is not an asbestos report. There are potential products in the Property containing asbestos that will not be identified in this report. In order to accurately identify asbestos, we recommend performing an asbestos inspection, particularly for buildings built prior to 1988.

This is not a report on safety glass. Glazing in older homes may not reflect current standards and may cause significant injury if damaged. Exercise caution around the glass in older homes.

This is not a report on window opening restrictions. We have not inspected window opening restrictors. Window openings in older buildings may not reflect current standards and can be a potential risk. Window opening restrictors are advised for all second story or above windows with sill heights below 900mm. Some states make this a mandatory requirement. Owners should enquire of their local and state requirements to ensure compliance.

This is not a report on pool safety. If a swimming pool is present it should be the subject to a special purpose pool inspection.

External Timber Structures - Balcony and Decks. It is strongly recommended that a Structural Engineer is required to assess distributed load capacity of external timber structures such as balconies and decks, alerting users of the load capacity. Regular maintenance and inspections by competent practitioners to assess the ongoing durability of exposed external timber structures are needed.

This is not a Group Titled Property Report as per AS4349.2. If you require a report for a Group Titled Property as per this standard, please seek a separate inspection for Group Titled Properties.

MOISTURE

The identification of moisture, dampness or the evidence of water penetration is dependent on the weather conditions at the time an inspection. The absence of dampness identified in this Report does not necessarily mean the Property will not experience some damp problems in other weather conditions or that roofs, walls or wet areas are watertight.

Where the evidence of water penetration is identified we recommend detailed investigation of waterproofing in the surrounding area monitoring of the affected area over a period of time to fully detect and assess the cause of dampness.

MAINTENANCE OF THE PROPERTY

This Report is not a warranty or an insurance policy against problems developing with the Property in the future. Accordingly, a preventative maintenance program should be implemented which includes systematic inspections, detection and prevention of issues. Please contact the inspector who carried out this inspection for further advice.

It is strongly advised that appropriate steps be taken to remove, rectify or monitor any evidence of

conditions conducive to timber pest activity. Undertaking thorough regular inspections at intervals not exceeding twelve months (or more frequent inspections where the risk of timber pest attack is high or the building type is susceptible to attack). To further reduce the risk of subterranean termite attack, implement a management program in accordance with Australian Standard AS3660. This may include the installation of a monitoring and/or baiting system, or chemical and/or physical barrier. However, AS3660 stresses that subterranean termites can bridge or breach barrier systems and inspection zones and those thorough regular inspections of the building are necessary.

NO CERTIFICATION

- a) The Property has been compared to others of a similar age, construction type and method that had an acceptable level of basic maintenance completed.
- b) We don't advise you about title, ownership or other legal matters like easements, restrictions, covenants and planning laws. None of our inspections constitutes approval by a Building Surveyor, a certificate of occupancy or compliance with any law, regulation or standard, including any comment on whether the Property complies with current Australian Standards, Building Regulations or other legislative requirements.

RECTIFICATION COSTS

We don't provide advice on the costs of rectification or repair unless specifically identified in the scope of the Report. Any cost advice provided verbally or in this report must be taken as of a general nature and is not to be relied on. Actual costs depend on the quality of materials, the standard of work, what price a contractor is prepared to do the work for and may be contingent on approvals, delays and unknown factors associated with third parties. No liability is accepted for costing advice.