



# Building and Timber Pest Inspection Report

Inspection Date: Tue, 7 Apr 2026

Property Address: 11 Chivell St, Corowa NSW 2646, Australia



## Contents

	The Parties
<b>Section A</b>	Results of inspection - summary
<b>Section B</b>	General
<b>Section C</b>	Accessibility
<b>Section D</b>	Significant Items
<b>Section E</b>	Additional comments
<b>Section F</b>	Annexures to this report

Definitions to help you better understand this report

Terms on which this report was prepared

Special conditions or instructions

If you have any queries with this report or require further information, please do not hesitate to contact the person who carried out the inspection.

This Report has been prepared in accordance with the pre-inspection agreement in place between the parties set out below, which set out the purpose and scope of the inspection, and the significant items that will be reported on. This Report reflects the opinion of the inspector based on the documents that have been provided. This Report should be read in its entirety and in the context of the agreed scope of Services. If there is a discrepancy between the summary findings and the body of the Report, the body of the Report will prevail. We recommend that you should promptly implement any recommendation or advice in this Report, including recommendations of further inspections by another specialist. If you have any queries with this Report or require further information, please do not hesitate to contact the person who carried out the inspection. This Report contains reference to material that is the copyright of Standards Australia reproduced under agreement with SAI Global to Jim's Building Inspections (Australia).

Original Inspection Date: Tue, 7 Apr 2026

## The Parties

---

Name of the Client:

---

Name of the Principal(if Applicable):

---

Job Address: 11 Chivell St, Corowa NSW 2646, Australia

---

Client's Email Address:

---

Client's Phone Number:

---

Consultant: Vince McLindon Ph: 0490 970 459  
Email: Albury@jimsbuildinginspections.com.au

---

Company Name: Jim's Building Inspections Albury

---

Company Address and Postcode: Thurgoona 2640

---

Company Email: Albury@jimsbuildinginspections.com.au

---

Company Contact Numbers: 0490 970 459

## Special conditions or instructions

A report may be conditional on information provided by the person, agents or employees of the person requesting the report, apparent concealment of possible defects and a range of other factors

The following apply: Not Applicable

## Section A Results of Inspection - summary

A summary of your inspection is outlined below; please also refer to the Report.

	Found	Not Found
<b>Safety Hazard</b>		✓
<b>Major Defect</b>	✓	
<b>Minor Defect</b>	✓	
<b>Live Timber Pest Activity</b>		✓
<b>Timber Pest Damage</b>	✓	
<b>Conditions Conducive to Timber Pest Activity</b>	✓	
<b>Evidence of fungal decay activity and/or damage</b>	✓	
<b>Evidence of wood borer activity and/or damage</b>		✓
<b>Evidence of a previous termite management program</b>		✓

### Overall Condition (Building)

In summary, the building, compared to others of similar age and construction is in fair condition with some major and minor defects found.

### Overall Condition (Timber Pest)

In summary, the building, compared to others of similar age and construction is highly susceptible to timber pests. A termite treatment is required.

## Section B General

### General description of the property

Building Type	Residential
Company or Strata title	No
Floor	Brick Stumps or Piers, Suspended Timber Frame
Furnished	Furnished
No. of bedrooms	3
Occupied	Occupied
Orientation	East
Other Building Elements	Shed, Fence - Fabricated Metal Fence, Driveway, Carport
Other Timber Bldg Elements	Fascias, Internal Joinery, Doors, Door Frames, Architraves, Architectural Trims, Landscaping Timbers and Construction, Skirting Boards, Floorboards, Window Frames
Roof	Timber Framed, Pitched, Tiled
Storeys	Single
Walls	Timber Framed and Clad, Light Weight Wall Clad
Weather	Fine

## Section C Accessibility

### Areas Inspected

The following areas were inspected. As documented in your Pre-Inspection Agreement, obstructions and limitations to the accessible areas for inspection are to be expected in any inspection. Refer also to our listing of obstructions and limitations.

- Exterior
- Interior
- Landscaping Timbers
- Outbuildings
- Posts
- Roof Exterior - Part
- Roof Void - Part
- Subfloor - Part
- Wall Exterior

The inspection excludes areas which are affected by obstructions, where access is limited or unsafe. We do not move obstructions and defects, timber pest activity or conditions conducive to these may not be obvious unless they are removed.

### Inaccessible Areas

The following areas were inaccessible:

- Ceiling Cavity - Part.
- Areas of low roof pitch preventing full inspection.
- Roof Exterior - Part
- Subfloor - Part.
- Wall exterior due to obstructions.
- Switchboard

Any areas which are inaccessible at the time of inspection present a high risk for undetected defects and timber pest activity and conditions conducive to these. The client is advised to make inaccessible areas accessible wherever possible for re-inspection.

## Obstructions and Limitations

Building defects, termite and timber pest activity as well as conditions conducive to both, may be concealed by the following obstructions which prevented full inspection:

- Appliances and equipment
- Areas of low roof pitch preventing full inspection
- Ceiling linings
- Debris in gutters
- Debris or rubbish
- External concrete or paving
- External finished ground level
- Fixed Furniture - Built-in Cabinetry
- Floor coverings
- Furniture
- Insulation
- Lack of clearance - subfloor
- Landscaping
- Overhanging vegetation
- Pipework
- Old disused HWS in roof cavity incl associated plumbing
- Roof framing - not trafficable
- Stored items
- Subfloor area - Limited access due to restrictive crawl space
- Vegetation
- Wall linings

The presence of obstructions increases the risk of undetected building defects, timber pest activity and conditions conducive to these. The client should make arrangement to remove obstructions where ever possible and re-inspect these areas urgently.

### Undetected defect risk (Building)

A risk rating is provided to help you understand the degree to which accessibility issues and the presence of obstructions have limited the scope of the inspection

The risk of undetected defects is: **Medium**

When the risk of undetected defects is medium or high we strongly recommend further inspection once access is provided or if the obstruction can be removed. Contact us for further advice.

### Undetected defect risk (Timber Pest)

A risk rating is provided to help you understand the degree to which accessibility issues and the presence of obstructions have limited the scope of the inspection

The risk of undetected defects is: **High**

When the risk of undetected defects is medium or high we strongly recommend further inspection once access is provided or if the obstruction can be removed. Contact us for further advice.

## Section D Significant Items

### Safety Hazard

No evidence was found

### Major Defect

#### Finding 2.01

Building: Main Building  
 Location: Shower & Toilet  
 Finding: Shower & Toilet - High Moisture  
 Information: It appears that high moisture is present at but not limited to, below the toilet plumbing and the shower taps. Potential causes of leaking include but are not limited to loose or damaged plumbing fittings and fixtures, and/or deteriorated seals or waterproofing.

Areas of leaking and high moisture create an environment conducive to termite activity and therefore should not be neglected.

Recommend engaging a licensed plumber promptly, to identify the cause of the moisture & provide remedial works where necessary.



### Minor Defect

#### Finding 3.01

Building: Main Building  
 Location: Roof Exterior & Carport Roof  
 Finding: Roof Exterior - Cracking, Slippage, Rust  
 Information: Areas of chipped and slipped tiles and cracking in the tile pointing were identified to the roof exterior. The carport roof appeared to have areas of rust and loose / bent roof sheeting. While weathering of the roof exterior is consistent with the age of the

property, maintenance works are required.

Where left unmanaged, deteriorating and damaged roof tiles are likely to lead to secondary defects, including water leaks.

Recommend consulting with a licensed roofing contractor in the short term, to provide further advice on remedial works needed.



**Finding 3.02**

Building: Main Building  
Location: Rear Bedroom Ceiling

Finding: Mould - Present  
 Information: Mould growth was identified at, but not limited to, the ceiling of the rear bedroom. Causes of this defect may include previous leaking and/or insufficient air ventilation & light penetration to the area.

The client is advised to ensure that the general environment has sufficient airflow and light penetration to aid in the prevention of mould formation and development. Recommend engaging a mould remediation specialist to remove and treat the mould growth in the short term.




### Finding 3.03

Building: Main Building  
 Location: Gutters  
 Finding: Gutters - Debris & Water pooling  
 Information: Water pooling and debris were noted in sections of the guttering at the time of inspection, likely due to sagging or blockages. Water pooling can lead to deterioration of the roof plumbing over time, if neglected.

A licensed roof plumber should be engaged in the short term, to provide further advice & maintenance works to ensure adequate roof drainage is achieved. All debris should be cleared promptly to ensure proper drainage and prevent overflows.





### Finding 3.04

Building:	Main Building
Location:	Tiled Areas
Finding:	Sealant / grouting - deteriorated or missing & Cracked & Drummy Tiles
Information:	It appears that the sealant and grout has deteriorated in some tiled areas, a common defect in buildings of a similar age. Areas of cracked & drummy/loose tiles were also noted, which can allow for moisture ingress behind the tiles, if neglected.

Sealant and grouting in areas that come into regular contact with water should be maintained for the long term care of your property.

Recommend engaging a licensed tiling contractor promptly, to provide maintenance works where necessary.



### Finding 3.05

Building:	Main Building
Location:	Wall linings, Brickwork
Finding:	Cracking - External & Internal & Loose Plaster
Information:	Cracking was identified to some areas of the brickwork and internal wall linings. Cracking has a variety of possible causes, however, the most common is general movement of adjacent footings and/or expansion / contraction of building materials. Some areas of loose/drummy plaster was also noted.


The client should monitor the cracking. Should the cracking lengthen, widen or become more numerous, the client should consult with a structural engineer promptly to provide further advice.



**Finding 3.06**

Building: Main Building  
Location: All Areas  
Finding: Flooring - Uneven  
Information: Some areas, of the flooring throughout the building appear to be slightly uneven. It is advised that the client monitor the flooring to identify any further movement. Where flooring remains relatively unchanged for an extended period of time, it is likely that this defect has been caused by expected movement of the foundations of the property.  
  
However, where further movement and unevenness occurs, a structural engineer

should be engaged promptly for further evaluation.



## Live Timber Pest Activity

No evidence was found

## Timber Pest Damage

### Finding 5.01

Building:	Main Building
Location:	Subfloor, Bedrooms
Finding:	Evidence of termite workings & damage
Information:	Although no live termite activity was identified at the time of inspection, termite damage & workings were identified at, but not limited to, areas throughout the subfloor, rear tree stump and front and rear bedrooms (window frames & skirting)

The client should engage a licensed pest controller promptly, to provide further advice regarding installation of a termite treatment.

6 monthly ongoing termite inspections, conducted by a qualified termite inspector, are also recommended





## Conditions Conducive to Timber Pest Activity

### Finding 6.01

Building:	Main Building
Location:	Switchboard
Finding:	Termite Management System - no evidence of a chemical installation
Information:	The application of a termite barrier is strongly recommended. The switchboard was unable to be accessed at the time of inspection due to a beehive nearby. Generally, a durable notice is placed in the meter box to indicate current termite barriers.

Such barriers are highly effective in preventing termite attack on the building and therefore should be installed.

Recommend seeking further advice from a licensed pest controller.



### Finding 6.02

Building:	Main Building
Location:	Bedrooms
Finding:	Audible Indications of Potential Termite Damage
Information:	It appears areas of audible droppings in the wall cavities were identified at, but not limited to the front & rear bedroom walls. This may be an indicator of potential termite damage in the wall cavity. Therefore, a more invasive inspection conducted by a licensed tradesperson is recommended to confirm, and identify the extent of the damage.

Should termite damage be confirmed, a registered builder should then be engaged to replace any affected building materials.



### Finding 6.03

Building: Main Building  
 Location: Bathroom, Lounge Room & Kitchen Ceilings  
 Finding: Ceiling Leaks  
 Information: High moisture was identified at, but not limited to the ceilings of the bathroom & kitchen. It appears water staining was also present to the lounge room ceiling however no high moisture was identified in this area, at the time of inspection. Potential causes of leaking include damaged plumbing fittings and fixtures, or deterioration of the roof exterior.

This creates an environment conducive to termite activity. Recommend engaging a licensed roof plumber or roofing contractor promptly to identify the cause & provide remedial works.



### Finding 6.04

Building:	Main Building
Location:	Gutters, Down-pipes
Finding:	Roof Plumbing - Rust & Leaking
Information:	It appears that areas of the roof plumbing (gutters & down-pipes) were leaking & had areas of rust. Rusted & leaking roof plumbing could eventually develop holes overtime that can affect other building elements, and create water pooling in the area, creating an environment conducive to termite activity, if neglected.

Recommend consulting with a licensed roof plumber in the short term, to provide further advice & remedial works where necessary.



### Finding 6.05

Building:	Main Building
Location:	Subfloor
Finding:	Plumbing - Leaking
Information:	It appears that the plumbing beneath the bathroom/laundry area in the subfloor was leaking at the time of inspection. It appears that the pipework is disconnected and the adjacent pipework has also deteriorated and rusted.

This has created a moist environment in the area, creating an environment conducive to termite activity and water damage to surrounding materials, if neglected. Recommend engaging a licensed plumber promptly, to provide remedial works where

necessary.



**Finding 6.06**

Building: Main Building  
 Location: All External Areas, Subfloor  
 Finding: Timber in direct ground contact & trees - conducive to termites  
 Information: Where timber materials are in direct contact with the ground and consequently moisture, they become conducive to termite activity. The tree stumps, timber debris in the subfloor, landscaping timbers, and trees surrounding the building create an environment conducive to termite infestation.

Where feasible, any timbers in direct contact with the ground should be removed and any trees in close proximity to the building should be removed or test drilled (inspected) at least annually to reduce the risk of termite infestation & detect any early signs of termite activity.





### Finding 6.07

Building:	Main Building
Location:	Subfloor
Finding:	Ant caps - Inadequate
Information:	It was found that several ant caps that have been installed are inadequate. Ant caps are designed to easily identify termite or pest ingress from stumps to the adjoining bearers.

Where ant caps are inadequate, this poses as an obstruction to the inspection and frequent monitoring of these areas should be carried out in order to identify any early signs of termite workings. Recommend engaging a licensed carpenter to install adequate ant caps to the subfloor.



**Finding 6.08**

Building: Main Building  
Location: All external areas  
Finding: Potential Water pooling - against property  
Information: It appears that there are potential areas around the perimeter of the property that could be susceptible to water pooling. Where insufficient drainage of taps, hot water system & aircon overflows, and garden beds against the house are present, water pooling is likely to occur, and can create areas conducive to timber pests and potential damage to the subfloor structure overtime, if neglected.

Recommend consulting with a licensed plumber in the short term to further assess and provide remedial advice.





## Evidence of fungal decay activity and/or damage

### Finding 7.01

Building:	Main Building
Location:	Fascias, window frames, carport framing
Finding:	Fungal decay & weathering
Information:	Areas of fungal decay (wood rot) were identified at but not limited to the fascias, window frames & carport framing. It appears that a rail of the front balustrade has also become loose & dropped.

For areas of fungal decay, the client can engage a licensed carpenter at their discretion to replace affected materials. For areas of general weathering, it is advised the client engage a licensed painter to apply protective sealant or coating to areas of weathered external timbers.



## **Evidence of wood borer activity and/or damage**

No evidence was found

## Section D Significant Items

### D4 Further Inspections

We advise that you seek additional specialist inspections from a qualified and, where appropriate, licensed

- As identified in summary and defect statements
- Licensed Plumber
- Licensed Plumber specialising in Roof Plumbing
- Termite and Timber Pest Technician / Licensed Pest Controller
- Registered Roofing Contractor

Jim's Building Inspections can put you in contact with qualified and licensed providers of these and other trades services. Please contact your inspector for recommendations, or visit [www.jims.net](http://www.jims.net).

### D5 Conclusion - Assessment of overall condition of property

- Compared to other buildings of a similar age, the visual inspection of the timber framed, light weight clad dwelling at the time of inspection was in a fair condition. All findings have been noted in the body of the report.

Installation of a termite barrier is strongly recommended as the switchboard was unable to be accessed, to confirm whether a treatment has been put in place. 6 monthly termite inspections, conducted by a qualified termite inspector are also advised. Recommend engaging a licensed pest controller, to provide further advice.

Although no live termite activity was identified at the time of inspection, termite workings & damage were identified to areas of the subfloor, and front & rear bedroom. It appears areas of audible droppings in the wall cavities were present, at but not limited to the front & rear bedroom walls. This may be an indicator of potential termite damage in the wall cavity. Recommend engaging a licensed tradesperson to conduct a more invasive inspection to identify extent of the damage & provide remedial works where necessary.

High moisture was present at but not limited to, below the toilet plumbing and the shower taps, creating an environment conducive to termite activity. Recommend engaging a licensed plumber promptly, to identify the cause of the moisture & provide remedial works where necessary.

High moisture was identified at, but not limited to the ceilings of the bathroom & kitchen and water staining was present to the lounge room ceiling. Recommend engaging a licensed roof plumber or roofing contractor promptly to identify the cause & provide remedial works.

All areas of internal and external cracking as well as areas of uneven flooring should be closely

monitored. Should cracking widen, lengthen or become more numerous, or the flooring become further uneven, a structural engineer should be engaged promptly, for further evaluation.

Other findings include but are not limited to:

- Leaking plumbing beneath bathroom area in subfloor. Recommend licensed plumber promptly, to provide remedial works
- Areas of cracked and slipped roof tiles, and cracking in the tile pointing were noted. Recommend engaging a licensed roofing contractor in the short term to provide maintenance works.
- Mould growth identified to rear bedroom ceiling. Recommend engaging a mould remediation specialist to remove and treat in the short term.
- sealant and grout has deteriorated in some tiled areas. Areas of cracked & drummy/loose tiles were also noted. Recommend engaging a licensed tiling contractor promptly, to provide maintenance works
- areas of roof plumbing were found to be rusted and leaking. Recommend engaging a licensed roof plumber to provide remedial works.

Maintenance work items needing attention may be performed at the client's discretion. Works should not be neglected as further deterioration may occur.

Several limitations and obstructions impeded the inspection and, if feasible, should be removed, and a further inspection should be performed. The roof void was unable to be fully inspected due to low clearance and obstructions. Indicative images below depict some of the obstructions encountered.


For further information, advice and clarification please contact Vince McLindon on: 0490 970 459

## Section D Significant Items

### The following items were noted as - For your information

#### Noted Item

Building: Main Building  
Location: All Areas  
Finding: Additional Photos - Obstructions and Limitations  
Information: These photographs are an indication of the obstructions and limitations which impeded full inspection of the property at the time of inspection. These obstructions can hide an array of defects and should be removed to allow full inspection to be carried out. A re-inspection is recommended once the areas are made accessible.







Noted Item

Building: Main Building  
 Location: Driveway  
 Finding: Cracking - Driveway  
 Information: It was noted there is cracking in areas of the driveway. Cracks in driveways are a common occurrence in houses of a similar age. Recommend that the client monitor the cracking. A concrete specialist can be engaged at clients discretion, to provide further advice, should cracks widen, lengthen, or become more numerous.



### Noted Item

Building: Main Building  
 Location: Roof Void  
 Finding: Sarking - Not Present  
 Information: It is noted for your information that sarking has not been installed on the roof. Sarking is a laminated aluminium foil applied to the interior of the roof covering, assists in insulating the property and acting as a vapour-barrier to the roof void.

The client can consult with a licensed roofing contractor at their discretion, to provide further advice.



### Noted Item


Building: Main Building

Location: Roof Void

Finding: Gravity-Fed HWS - Disconnected

Information: A disconnected gravity-fed hot water system (HWS) remains in the roof void. Despite this plumbing system being unused, it may contain residual water. If neglected, rust of the system overtime, may lead to residual water leaking.

Recommend that the client either monitor the condition of the system or get the system drained by a licensed plumber to prevent any potential future leaks.



## Definitions to help you better understand this report

Access hole (cover)	An opening in flooring or ceiling or other parts of a structure (such as service hatch, removable panel) to allow for entry to carry out an inspection, maintenance or repair.
Accessible area	An area of the site where sufficient, safe and reasonable access is available to allow inspection within the scope of the inspection.
Appearance defect	Fault or deviation from the intended appearance of a building element.
Asbestos-Containing Material (ACM)	Asbestos-containing material (ACM) means any material or thing that, as part of its design, contains asbestos.
Building element	A portion of a building that, by itself or in combination with other such parts, fulfils a characteristic function. NOTE: For example supporting, enclosing, furnishing or servicing building space.
Client	The person or other entity for whom the inspection is being carried out.
Conditions Conducive to Termite Activity	Noticeable building deficiencies or environmental factors that may contribute to the presence of Termites.
Defect	Fault or deviation from the intended condition of a material, assembly, or component.
Detailed assessment	An assessment by an accredited sampler to determine the extent and magnitude of methamphetamine contamination in a property.
Inspection	Close and careful scrutiny of a building carried out without dismantling, in order to arrive at a reliable conclusion as to the condition of the building.
Inspector	Person or organisation responsible for carrying out the inspection.
Instrument Testing	Where appropriate the carrying out of Tests using the following techniques and instruments: (a) electronic moisture detecting meter - an instrument used for assessing the moisture content of building elements (b) stethoscope - an instrument used to hear sounds made by termites within building elements (c) probing - a technique where timber and other materials/areas are penetrated with a sharp instrument (e.g. bradawl or pocket knife), but does not include probing of decorative timbers or finishes, or the drilling of timber and trees and (d) sounding - a technique where timber is tapped with a solid object. (e) T3I - an instrument used to detect movement, moisture and changes in temperature within timber
Limitation	Any factor that prevents full or proper inspection of the building.
Major defect	A defect of sufficient magnitude where rectification has to be carried

	out in order to avoid unsafe conditions, loss of utility or further deterioration of the property.
Methamphetamine	An amphetamine-type stimulant that is highly addictive. Methamphetamine is a controlled substance, classified as a Class A (very high-risk) drug under the Misuse of Drug Act. This term is used as a grouping term to include all substances screened for, specifically: Ephedrine, Pseudoephedrine, Amphetamine, Methamphetamine, MDA and MDMA.
Methamphetamine contamination	A property or part of a property where the level of methamphetamine has been tested in accordance with this standard and found to exceed 0.5 micrograms/100 cm <sup>2</sup> (Residential) or 10 micrograms/100 cm <sup>2</sup> (Commercial).
Methamphetamine production/manufacture	The manufacture of methamphetamine, including processing, packaging, and storage of methamphetamine and associated chemicals.
Minor defect	A defect other than a major defect.
Roof space/Roof void	Space between the roof covering and the ceiling immediately below the roof covering.
Screening assessment	An assessment by a screening sampler to determine whether or not methamphetamine is present.
Serviceability defect	Fault or deviation from the intended serviceability performance of a building element.
Significant item	An item that is to be reported in accordance with the scope of the inspection.
Site	Allotment of land on which a building stands or is to be erected.
Structural defect	Fault or deviation from the intended structural performance of a building element.
Structural element	Physically distinguishable part of a structure. NOTE: For example wall, columns, beam, connection.
Subfloor space	Space between the underside of a suspended floor and the ground.
Subterranean Termite Management Proposal	A written proposal in accordance with Australian Standard AS 3660.2 to treat a known subterranean termite infestation and/or manage the risk of concealed subterranean termite access to buildings and structures.
Termites	Wood destroying insects belonging to the order 'Isoptera' which commonly attack seasoned timber.
Tests	Additional attention to the visual examination was given to those accessible areas which the consultant's experience has shown to be

particularly susceptible to attack by Termites. Instrument Testing of those areas and other visible accessible timbers/materials/areas showing evidence of attack was performed.

Timber Pest Activity	Tell-tale signs associated with 'active' (live) and/or 'inactive' (absence of live) Timber Pests at the time of inspection.
Timber Pest Attack	Timber Pest Activity and/or Timber Pest Damage.
Timber Pest Damage	Noticeable impairments to the integrity of timber and other susceptible materials resulting from an attack by Timber Pests.
Urgent and Serious Safety Hazards	Building elements or situations that present a current or immediate potential threat of injury or disease to persons.

## Terms on which this report was prepared

This report is based on the condition of the property at the time of inspection. We strongly recommend re-inspection 30 days after this report is issued as the general condition of the property is likely to have changed, including the extent of defects described and instance of potential undetected defects.

This report has been prepared in accordance with and subject to the pre-inspection agreement in place between the parties, which forms part of this Report.

*This Report is prepared for the client identified above and may not be relied on by any other person without our express permission or by the purchase of this Report on our website.*

SPECIAL ATTENTION SHOULD BE GIVEN TO THE SCOPE, LIMITATIONS AND EXCLUSIONS IN YOUR PRE-INSPECTION AGREEMENT AND THIS REPORT

Any of the exclusions or limitations identified for this Report may be the subject of a special-purpose inspection which we recommend being undertaken by an appropriately qualified inspector

### RELIANCE AND DISCLOSURE

This report has been prepared based on conditions at the time of the report.

We own the copyright in this report and may make it available to third parties.

If your Property is in the Australian Capital Territory, you acknowledge we will make certain information about this Report available to the ACT Government for inclusion in the building and pest inspections public register if required under the *Civil Law (Sale of Residential Property) Act 2003*. This will include the fact the report has been prepared, the Property street address, date of the inspection, the name of the person who prepared the report and (if applicable) the entity that employs them.

### UNDETECTED DEFECT RISK RATING

If this Report has identified a medium or high-risk rating for undetected defects, we strongly recommend a further inspection of areas that were inaccessible. This may include an invasive inspection that requires the removal or cutting of walls, floors or ceilings.

*If the Property has been vacant for a period of time, moisture levels or leaks may not be detectable at the time of the inspection because often only frequent use of water pipes (showers, taps etc) result in a leak being identifiable. We advise further testing on pipes and water susceptible areas (such as the bathroom and laundry) after more frequent use has occurred.*

### IMPORTANT SAFETY INFORMATION:

**This is not a report by a licensed plumber or electrician.** We recommend a special-purpose

report to detect substandard or illegal plumbing and electrical work at the Property

**This is not a smoke alarm report.** We recommend all existing detectors in the Property be tested and advice sought as to the suitability of number, placement and operation.

**This is not an asbestos report.** There are potential products in the Property containing asbestos that will not be identified in this report. In order to accurately identify asbestos, we recommend performing an asbestos inspection, particularly for buildings built prior to 1988.

**This is not a report on safety glass.** Glazing in older homes may not reflect current standards and may cause significant injury if damaged. Exercise caution around the glass in older homes.

**This is not a report on window opening restrictions.** We have not inspected window opening restrictors. Window openings in older buildings may not reflect current standards and can be a potential risk. Window opening restrictors are advised for all second story or above windows with sill heights below 900mm. Some states make this a mandatory requirement. Owners should enquire of their local and state requirements to ensure compliance.

**This is not a report on pool safety.** If a swimming pool is present it should be the subject to a special purpose pool inspection.

**External Timber Structures - Balcony and Decks.** It is strongly recommended that a Structural Engineer is required to assess distributed load capacity of external timber structures such as balconies and decks, alerting users of the load capacity. Regular maintenance and inspections by competent practitioners to assess the ongoing durability of exposed external timber structures are needed.

**This is not a Group Titled Property Report as per AS4349.2.** If you require a report for a Group Titled Property as per this standard, please seek a separate inspection for Group Titled Properties.

## MOISTURE

The identification of moisture, dampness or the evidence of water penetration is dependent on the weather conditions at the time an inspection. The absence of dampness identified in this Report does not necessarily mean the Property will not experience some damp problems in other weather conditions or that roofs, walls or wet areas are watertight.

Where the evidence of water penetration is identified we recommend detailed investigation of waterproofing in the surrounding area monitoring of the affected area over a period of time to fully detect and assess the cause of dampness.

## MAINTENANCE OF THE PROPERTY

This Report is not a warranty or an insurance policy against problems developing with the Property in the future. Accordingly, a preventative maintenance program should be implemented which includes systematic inspections, detection and prevention of issues. Please contact the inspector who carried out this inspection for further advice.

It is strongly advised that appropriate steps be taken to remove, rectify or monitor any evidence of

conditions conducive to timber pest activity. Undertaking thorough regular inspections at intervals not exceeding twelve months (or more frequent inspections where the risk of timber pest attack is high or the building type is susceptible to attack). To further reduce the risk of subterranean termite attack, implement a management program in accordance with Australian Standard AS3660. This may include the installation of a monitoring and/or baiting system, or chemical and/or physical barrier. However, AS3660 stresses that subterranean termites can bridge or breach barrier systems and inspection zones and those thorough regular inspections of the building are necessary.

### **NO CERTIFICATION**

- a) The Property has been compared to others of a similar age, construction type and method that had an acceptable level of basic maintenance completed.
- b) We don't advise you about title, ownership or other legal matters like easements, restrictions, covenants and planning laws. None of our inspections constitutes approval by a Building Surveyor, a certificate of occupancy or compliance with any law, regulation or standard, including any comment on whether the Property complies with current Australian Standards, Building Regulations or other legislative requirements.

### **RECTIFICATION COSTS**

We don't provide advice on the costs of rectification or repair unless specifically identified in the scope of the Report. Any cost advice provided verbally or in this report must be taken as of a general nature and is not to be relied on. Actual costs depend on the quality of materials, the standard of work, what price a contractor is prepared to do the work for and may be contingent on approvals, delays and unknown factors associated with third parties. No liability is accepted for costing advice.