



Building and Timber Pest Inspection Report

Inspection Date: Tue, 20 Jan 2026

Property Address: 1 Karol Ct, Hampton Park VIC 3976,
Australia



Contents

	The Parties
Section A	Results of inspection - summary
Section B	General
Section C	Accessibility
Section D	Significant Items
Section E	Additional comments
Section F	Annexures to this report

Definitions to help you better understand this report

Terms on which this report was prepared

Special conditions or instructions

If you have any queries with this report or require further information, please do not hesitate to contact the person who carried out the inspection.

This Report has been prepared in accordance with the pre-inspection agreement in place between the parties set out below, which set out the purpose and scope of the inspection, and the significant items that will be reported on. This Report reflects the opinion of the inspector based on the documents that have been provided. This Report should be read in its entirety and in the context of the agreed scope of Services. If there is a discrepancy between the summary findings and the body of the Report, the body of the Report will prevail. We recommend that you should promptly implement any recommendation or advice in this Report, including recommendations of further inspections by another specialist. If you have any queries with this Report or require further information, please do not hesitate to contact the person who carried out the inspection. This Report contains reference to material that is the copyright of Standards Australia reproduced under agreement with SAI Global to Jim's Building Inspections (Australia).

Original Inspection Date: Tue, 20 Jan 2026

Modified Date: Wed, 21 Jan 2026

The Parties

Name of the Client:

Name of the Principal(if Applicable):

Job Address: 1 Karol Ct, Hampton Park VIC 3976, Australia

Client's Email Address:

Client's Phone Number:

Consultant: Daren Louison Ph: 0402 561 280
Email: Frankston@jimsbuildinginspections.com.au

Company Name: Jim's Building Inspections Frankston

Company Address and Postcode: Skye 3977

Company Email: Frankston@jimsbuildinginspections.com.au

Company Contact Numbers: 0402 561 280

Special conditions or instructions

A report may be conditional on information provided by the person, agents or employees of the person requesting the report, apparent concealment of possible defects and a range of other factors

The following apply: Not Applicable

Section A Results of Inspection - summary

A summary of your inspection is outlined below; please also refer to the Report.

	Found	Not Found
Safety Hazard	✓	
Major Defect		✓
Minor Defect	✓	
Live Timber Pest Activity		✓
Timber Pest Damage		✓
Conditions Conducive to Timber Pest Activity	✓	
Evidence of fungal decay activity and/or damage	✓	
Evidence of wood borer activity and/or damage		✓
Evidence of a previous termite management program		✓

Overall Condition (Building)

In summary, the building, compared to others of similar age and construction is in fair condition with maintenance items required.

Overall Condition (Timber Pest)

In summary, the building, compared to others of similar age and construction is highly susceptible to timber pests. A termite treatment is required.

Section B General

General description of the property

Building Type	Residential, Detached
Company or Strata title	No
Floor	Suspended Timber Frame, Stumps
Furnished	Furnished
No. of bedrooms	3
Occupied	Occupied
Orientation	South
Other Building Elements	Driveway, Fence - Post and Rail Construction, Footpath, Garage, Pergola, Porch, Shed
Other Timber Bldg Elements	Architectural Trims, Architraves, Doors, Door Frames, Deck, Internal Joinery, Landscaping Timbers and Construction, Porch / Patio, Skirting Boards, External Joinery, Floating Floor, Fascias, Veranda Posts, Window Frames
Roof	Timber Framed, Tiled, Pitched
Storeys	Single
Walls	Brick Veneer (Timber Framed)
Weather	Fine

Section C Accessibility

Areas Inspected

The following areas were inspected. As documented in your Pre-Inspection Agreement, obstructions and limitations to the accessible areas for inspection are to be expected in any inspection. Refer also to our listing of obstructions and limitations.

- Fencing
- Gardens
- Landscaping Timbers
- Exterior
- Interior
- Roof Exterior - Part
- Roof Void - Part
- Outbuildings
- Trees

The inspection excludes areas which are affected by obstructions, where access is limited or unsafe. We do not move obstructions and defects, timber pest activity or conditions conducive to these may not be obvious unless they are removed.

Inaccessible Areas

The following areas were inaccessible:

- Ceiling Cavity - Part.
- Roof Exterior - Part
- Subfloor due to lack of access.

Any areas which are inaccessible at the time of inspection present a high risk for undetected defects and timber pest activity and conditions conducive to these. The client is advised to make inaccessible areas accessible wherever possible for re-inspection.

Obstructions and Limitations

Building defects, termite and timber pest activity as well as conditions conducive to both, may be concealed by the following obstructions which prevented full inspection:

- Appliances and equipment
- Above safe working height
- Decking
- Ceiling linings
- Debris in gutters
- Fixed ceilings
- Fixed Furniture - Built-in Cabinetry
- Duct work
- Furniture
- Floor coverings
- Insulation
- Lack of suitable access or entry point
- Stored items
- Subfloor was not able to be inspected - there was no access to this area.
- Wall linings

The presence of obstructions increases the risk of undetected building defects, timber pest activity and conditions conducive to these. The client should make arrangement to remove obstructions where ever possible and re-inspect these areas urgently.

Undetected defect risk (Building)

A risk rating is provided to help you understand the degree to which accessibility issues and the presence of obstructions have limited the scope of the inspection

The risk of undetected defects is: **High**

When the risk of undetected defects is medium or high we strongly recommend further inspection once access is provided or if the obstruction can be removed. Contact us for further advice.

Undetected defect risk (Timber Pest)

A risk rating is provided to help you understand the degree to which accessibility issues and the presence of obstructions have limited the scope of the inspection

The risk of undetected defects is: **High**

When the risk of undetected defects is medium or high we strongly recommend further inspection once access is provided or if the obstruction can be removed. Contact us for further advice.

Section D Significant Items

Safety Hazard

Finding 1.01

Building: Main Building

Location: Deck

Finding: Deck Support Post Deterioration

Information: The timber deck support post/footing is in direct contact with the ground and has deteriorated due to prolonged moisture exposure. Visible timber rot and decay were noted at the base of the post, indicating a loss of structural integrity. Timber elements in ground contact are highly susceptible to rot and pest attack and do not provide adequate long-term support when left unprotected.

This condition compromises the load-bearing capacity of the deck structure and poses a safety risk, as continued deterioration may result in structural movement or failure.

A suitably qualified and registered builder should be engaged immediately to replace the affected post. Rectification should include installing a compliant concrete footing and an approved post support or stirrup to ensure the replacement timber post is isolated from ground contact and adequately protected against future moisture damage.

Priority: Safety Hazard – Immediate Attention Required



Major Defect

No evidence was found




Minor Defect

Finding 3.01

Building: Main Building
Location: All External Areas
Finding: Brickwork - Step cracking
Information: Step cracking was identified to the brickwork in most external brickwork areas at the time of inspection. Step cracking, which is similar to other forms of cracking, has a variety of possible causes. However, the most common is the subsidence of adjacent footings.

Step cracking is a relatively common defect, and is most likely to occur adjacent to windows, doors and other openings. Mortar failure in the gaps between affected bricks indicates the stresses and tensions affecting the wall.

Where step cracking is extensive or severe, the client is advised to consult a structural engineer. Minor step cracking can be used as a warning sign to address factors causing stress to the wall, which can include the effect of surrounding trees, water leaks, soil erosion, or even the presence of reactive soils in the surrounding area.



Finding 3.02

Building: Main Building
Location: All Internal Areas

Finding: Paint finish - deteriorated




Information: The paint finish in most internal areas was identified as being deteriorated at the time of inspection.

Whilst incomplete or missing paint finish is generally an appearance defect, it can also lead to the development of secondary building defects over time. Incomplete areas of paint finish expose the area to moisture, potentially accelerating the deterioration of underlying building materials.

Incomplete paint finishes should be sanded back, filled, leveled and painted, as applicable. Where inadequate or missing paint protection has led to the deterioration of the associated building element, repair and/or replacement of this building element may be required.

A painting contractor or general handyman should be appointed as soon as possible to perform necessary works to aid the appearance of the affected area and to ensure the area is protected against further deterioration. Alternatively, the homeowner following manufacturer instructions may perform these works.







Finding 3.03

Building:	Main Building
Location:	Deck
Finding:	Deck- deteriorated
Information:	It was noted at the time of inspection that sections of the decking was deteriorated/loose.

Typically decking deteriorates due to age and or wear which is generally expected for a structure of this age, due to prolonged exposure to weather conditions.

Sometimes inadequate installation or maintenance can be to blame. If left unattended, it is likely that further damage will occur. It is suspected that repair of several elements of the balustrades may be required however replacement may be a consideration of the client also.

A licensed carpenter contractor should be appointed to provide further advice and perform rectification works as necessary.




Finding 3.04

Building: Main Building
 Location: Carport
 Finding: Stormwater drain - Not connected
 Information: The roof plumbing is not adequately connected to stormwater drainage on the site, in the carport area. This disconnection negatively impacts the functional capacity of the roof plumbing.

Where roof plumbing doesn't drain adequately, the area at the base perimeter can become excessively damp, potentially creating an environment that is susceptible to rust and corrosion of surrounding building elements, as well as attracting termites and other pests.

It is highly recommended that a plumber be appointed to further inspect the area and to install adequate drainage equipment where necessary. It was also noted at the time of inspection that this carport drain seemed blocked, so further investigation is required.



Finding 3.05

Building: Main Building
 Location: Bathroom

Finding: Sealant and grouting - Missing or damaged
Information: It was noted on inspection that sealant or grout is degraded to the tiled shower alcove and or other areas of the bathroom.

Different materials and floor areas move at different rates, generally causing cracking to grout or sealant at this point. A flexible sealant is required to allow for expected expansion and contraction, while keeping the joint water tight and protective of all associated building materials.

There appears to be excessive mould to the sealant and grout which will likely require scraping out and replacement.

Flexible and mould resistant materials should be applied to affected areas to prevent any subsequent water damage that is likely to occur. Regular maintenance and replacement of damage or missing or damaged sealant and grout is highly recommended to the wet areas, as this is a regular wear and tear defect. Sealant and grouting in areas that come into regular contact with water should be maintained for the long term care of your property.

A sealant specialist or tiling contractor should be appointed to complete these works as soon as possible





Finding 3.06

Building: Main Building
 Location: Bathroom
 Finding: Shower - Damp
 Information:

Damp is evident to the lower 300mm of wall to the shower alcove. This defect is quite common, and is suspected to have been caused by moisture permeating through the grouting in this area, which shows evidence of deterioration. Leaking pipes within the adjoining wall is also a possible cause.

Damp (or structural damp) refers to the presence of unwanted moisture in the structure of a building, either as the result of intrusion from outside, or condensation from within the structure. In the shower area, internal water leaks or other sources of

excessive moisture are generally the cause of damp.

Unmanaged damp in the shower recess is likely to facilitate the formation and development of mould and fungi growth, decaying associated building materials and compromising their structural integrity. It is important to address damp conditions, as the World Health Organisation notes that excess moisture leads - on almost all indoor materials - to growth of microbes such as moulds, fungi and bacteria, which subsequently emit spores and other matter into the indoor air. Exposure to these contaminants is associated with a wide range of respiratory and other health-related problems.

Consultation with a qualified plumber or bathroom specialist is advised immediately to identify the cause of damp and to perform remedial works as required. Where excessive mould growth is present, further inspection by a specialist environmental health inspector should also be considered.

Always ensure that sealant and grout is in good condition to prevent any moisture issues occurring in the future.





Finding 3.07

Building: Main Building

Location: Verandah

Finding: Wood rot Post

Information: The verandah post shows some evidence of wood rot. Wood rot, also known as Fungal Decay, occurs when timbers and other cellulose building materials are exposed to damp conditions on an ongoing basis. This could be the result of exposure to weathering over a prolonged period of time, or the attraction of excessive moisture from other abutting building materials. Contributing factors also include poor air ventilation in the area.

Wood rot is often associated with general damp problems and is evidenced by a 'musty' smell or mould and mildew occurring on surfaces. If left unmanaged, damp conditions can lead to structural issues if the decay of timbers are left to continue.

Early intervention and regular maintenance, particularly of exterior timbers, will prolong the useful life of these building elements. Prior to any works being performed, the cause of the moisture that has created the visible wood rot should be identified and addressed in a suitable manner. Replacement of affected timbers may then be a necessary step in protecting surrounding building elements from such deterioration.

A qualified plumber may be appointed to assess the cause of excessive moisture and to provide advice on any remedial works as required. A qualified carpenter or

registered builder may also be required to replace affected building materials, as soon as possible.



Finding 3.08

Building: Main Building
 Location: Roof Exterior
 Finding: Moss external roof tiles
 Information: Moss and lichen growth are present across the exterior roof tiles, along with an accumulation of organic debris in the gutters.

This can retain moisture and prevent proper drainage, creating a damp environment conducive to timber pest activity.

Prolonged dampness increases the risk of concealed leaks, deterioration of roof timbers, and conditions favourable for termite or fungal attack.

The gutters and roof surfaces should be cleared of all organic matter, and the moss/lichen treated or removed.

Regular maintenance by owner or general handyman, is recommended to ensure effective roof drainage and to reduce conducive conditions for timber pests at the owners discretion.




Finding 3.09

Building:	Main Building
Location:	Roof Exterior
Finding:	Debris in Gutters
Information:	Roof plumbing structures, such as guttering and downpipes, should be free of all debris to prevent blockages. Blockages of the guttering and downpipes will lead to pooling and accumulated water overflows, which is likely to subsequently flood eaves and exterior walls.

Where gutter guard is installed regular maintenance should include cleaning out any debris which may rest on top of or filter through the gutter guard.

Blocked gutters are likely to lead to high levels of moisture in the affected areas. This moisture cause rust and decay of the associated building materials such as eave linings, timber trusses and internal plaster. Blockages in gutters should therefore be removed immediately to ensure dry conditions are maintained.

Consult a Licensed Plumber for further specific advice on remedial works that may be required. In the interim, it is highly advised that blocked gutters be removed by the homeowner or a general handyperson as a matter of urgency.



Finding 3.10

Building:	Main Building
Location:	Carport
Finding:	Cracked and Damaged Window Sill Tiles
Information:	Cracked and broken tiles were observed to the external window sill. The damage is likely the result of age, weather exposure, or minor movement of the supporting masonry or damage. While this issue is not considered a structural or immediate safety concern at the time of inspection, the damaged tiles may allow moisture penetration into the underlying brickwork and wall structure if left unaddressed, which could lead to further deterioration over time.

It is recommended that the damaged window sill tiles be repaired or replaced, and that all joints be appropriately re-bedded and sealed to restore weather resistance and prevent future moisture ingress, at the owners discretion.



Live Timber Pest Activity

No evidence was found

Timber Pest Damage

No evidence was found

Conditions Conducive to Timber Pest Activity

Finding 6.01

Building:	Main Building
Location:	Yard - Front
Finding:	Termite Management System - no evidence of a chemical installation
Information:	The application of a post-construction chemical termite barrier is highly recommended for all properties, particularly if live termite activity has been found on the site previously. Such barriers are highly effective in preventing termite attack on any timber building elements throughout the property.

A durable notice should be placed in the switchboard unit to indicate current termite barriers. At the time of inspection, it appeared as though no termite management system has been installed, with no evidence to suggest preventative works taking place.

The client may consider gaining further advice from a pest controller as to the costs and procedures involved with this application. It is recommended that obtaining such advice be a short-term priority.



Finding 6.02

Building: Main Building
Location: Deck
Finding: Bridging of termite barrier - Decking
Information: Bridging of termite barriers occurs when termites bridge (usually by building a mud tunnel) a termite barrier or inspection zone or where termites have a passage allowing them to bridge the barrier.

Generally this takes the form of finished ground levels external paving or concrete being retrospectively installed above the damp course level the adjacent internal floor level or weep and ventilation holes.

Where bridging has occurred full inspection is prevented and termites may enter a property in a concealed or undetectable manner.





Finding 6.03

Building:	Main Building
Location:	All External Areas
Finding:	Mulch - Garden Beds
Information:	Tan bark mulch has been used in garden beds surrounding the perimeter of the property. While commonly used for landscaping, this organic material retains moisture and provides a food source, thus creating conducive conditions for sub terranean termite activity.

A Reduction in mulch levels to no more than 50mm in depth, ensuring it is kept at least 75mm clear of slab edges, weep holes, and structural timbers is recommended. Consider replacing with non-organic ground cover in high-risk areas.

The property owner should consult a qualified landscaper urgently to rectify this condition.

A pest technician should reinspect periodically.



Finding 6.04

Building:	Main Building
Location:	All External Areas
Finding:	Potential bridging of termite barrier - downpipes

Information: The down pipes at the rear of the property poses a risk of termite bridging.

Bridging occurs when items against a building, provides a concealed entry point for termites, into the building, or by passing around a termite barrier or management system.

Where any part of an attachment to a building is not isolated and is not provided with a clear gap of not less than 25mm from the building, bridging occurs. Attachments to buildings such as hot water services, downpipes, verandahs, decks, steps, fences, service conduits and the like provide the opportunity for concealed entry.

Building attachments of this nature need to be frequently inspected for termite activity by a qualified inspector.



Evidence of fungal decay activity and/or damage

Finding 7.01


Building: Main Building
 Location: Fencing
 Finding: Wood rot & deteriorated - Rear left Fence
 Information: The rear left fence shows evidence of wood rot and deterioration.

Wood rot, also known as Fungal Decay, occurs when timbers and other cellulose building materials are exposed to damp conditions on an ongoing basis. This condition is common for fences of this age.

Wood rot is often associated with general damp problems and is evidenced by a 'musty' smell or mould and mildew occurring on surfaces. When left unmanaged, damp conditions lead to further problems such as the attraction of Subterranean termites as moist timbers are a food source, as well as the further decay of timber elements in this area.

Early intervention and regular maintenance, particularly of exterior timbers, will prolong the useful life of these building elements.

A qualified Fencing contractor should be appointed urgently, to provide quotes to replace the rear fencing and assess the street side fencing for remedial repair or replacement.



Finding 7.02

Building:	Main Building
Location:	Roof Exterior
Finding:	Fascias - Wood rot
Information:	Wood rot was found to be affecting fascias and barges mostly at the front of the

property, but there was also some seen in other areas also, evidenced by the presence of mould on the surface in some areas. Wood rot, also known as Fungal Decay, occurs when timbers and other cellulose building materials are exposed to damp conditions on an ongoing basis.

It is likely that this wood rot has developed as a result of faults in the roof plumbing, creating excessive moisture in these areas. Frequent exposure to rain and other weather conditions also make fascias and bargeboards susceptible to accelerated deterioration.

Early intervention and regular maintenance will prolong the useful life of these building elements. Prior to any works being performed, the cause of the moisture that has created the visible wood rot should be identified and addressed in a suitable manner.

It is advised that a roof plumber be appointed to inspect all roof plumbing and subsequently identify the cause of the wood rot. Replacement of affected fascias and bargeboards may then be a necessary step in protecting surrounding building elements from such deterioration.

A qualified plumber may be appointed to assess the cause of excessive moisture and to provide advice on any remedial works as required. A qualified carpenter or registered builder may also be required to replace affected building materials, as soon as possible.



Evidence of wood borer activity and/or damage

No evidence was found

Section D Significant Items

D4 Further Inspections

We advise that you seek additional specialist inspections from a qualified and, where appropriate, licensed

- Termite and Timber Pest Technician / Licensed Pest Controller
- Registered/Licensed Builder
- Licensed Plumber specialising in Roof Plumbing
- Licensed Bricklayer

Jim's Building Inspections can put you in contact with qualified and licensed providers of these and other trades services. Please contact your inspector for recommendations, or visit www.jims.net.

D5 Conclusion - Assessment of overall condition of property

- Building Summary

The building compared to others of a similar built age of construction appears to be mostly in fair condition. It does however have some minor defects and some minor maintenance issues. Left unmanaged some of these defects may become costly in the future and develop into more major defects over time.

The rating for the risk of undetected defects is High as there was no access to the subfloor.

There was no major defects at the time of inspection.

There was one safety defect found-

* A timber deck support post/footing is in direct contact with the ground and has deteriorated due to prolonged moisture exposure, This compromises the load-bearing capacity of the deck structure and poses a safety risk. A qualified builder needs to replace the footing urgently with one that will not be in direct contact with the ground or a concrete one.

* A subfloor access hole will need to be added by a qualified builder immediately and further checks done immediately.

All other minor defects are noted in the body this report.

Pest Summary

There was no live termite activity or previous termite timber pest damage seen at the time of inspection.

Due to the degree of risk of subterranean termite infestation, we strongly recommend that a full chemical termite management system be installed to the property and inspections in accordance with AS 4349.3 or AS 3660.2:2017 is conducted at this property not exceeding 12 months (or as otherwise recommended by the pest control company installing the system). As currently there was found to be no indication of a current termite management system in place.

Please contact a qualified pest controller for recommendations and installation of termite management system, immediately.

All other recommendations are seen in the body of this report.

For further information, advice and clarification please contact Daren Louison on: 0402 561 280

Section D Significant Items

The following items were noted as - For your information

Noted Item

Building: Main Building
Location: All Areas
Finding: Additional Photos - Obstructions and Limitations
Information: These photographs are an indication of the obstructions and limitations which impeded full inspection of the property at the time of inspection. These obstructions can hide an array of defects and should be removed to allow full inspection to be carried out. A re-inspection is recommended once the areas are made accessible.







Definitions to help you better understand this report

Access hole (cover)	An opening in flooring or ceiling or other parts of a structure (such as service hatch, removable panel) to allow for entry to carry out an inspection, maintenance or repair.
Accessible area	An area of the site where sufficient, safe and reasonable access is available to allow inspection within the scope of the inspection.
Appearance defect	Fault or deviation from the intended appearance of a building element.
Asbestos-Containing Material (ACM)	Asbestos-containing material (ACM) means any material or thing that, as part of its design, contains asbestos.
Building element	A portion of a building that, by itself or in combination with other such parts, fulfils a characteristic function. NOTE: For example supporting, enclosing, furnishing or servicing building space.
Client	The person or other entity for whom the inspection is being carried out.
Conditions Conducive to Termite Activity	Noticeable building deficiencies or environmental factors that may contribute to the presence of Termites.
Defect	Fault or deviation from the intended condition of a material, assembly, or component.
Detailed assessment	An assessment by an accredited sampler to determine the extent and magnitude of methamphetamine contamination in a property.
Inspection	Close and careful scrutiny of a building carried out without dismantling, in order to arrive at a reliable conclusion as to the condition of the building.
Inspector	Person or organisation responsible for carrying out the inspection.
Instrument Testing	Where appropriate the carrying out of Tests using the following techniques and instruments: (a) electronic moisture detecting meter - an instrument used for assessing the moisture content of building elements (b) stethoscope - an instrument used to hear sounds made by termites within building elements (c) probing - a technique where timber and other materials/areas are penetrated with a sharp instrument (e.g. bradawl or pocket knife), but does not include probing of decorative timbers or finishes, or the drilling of timber and trees and (d) sounding - a technique where timber is tapped with a solid object. (e) T3I - an instrument used to detect movement, moisture and changes in temperature within timber
Limitation	Any factor that prevents full or proper inspection of the building.
Major defect	A defect of sufficient magnitude where rectification has to be carried

	out in order to avoid unsafe conditions, loss of utility or further deterioration of the property.
Methamphetamine	An amphetamine-type stimulant that is highly addictive. Methamphetamine is a controlled substance, classified as a Class A (very high-risk) drug under the Misuse of Drug Act. This term is used as a grouping term to include all substances screened for, specifically: Ephedrine, Pseudoephedrine, Amphetamine, Methamphetamine, MDA and MDMA.
Methamphetamine contamination	A property or part of a property where the level of methamphetamine has been tested in accordance with this standard and found to exceed 0.5 micrograms/100 cm ² (Residential) or 10 micrograms/100 cm ² (Commercial).
Methamphetamine production/manufacture	The manufacture of methamphetamine, including processing, packaging, and storage of methamphetamine and associated chemicals.
Minor defect	A defect other than a major defect.
Roof space/Roof void	Space between the roof covering and the ceiling immediately below the roof covering.
Screening assessment	An assessment by a screening sampler to determine whether or not methamphetamine is present.
Serviceability defect	Fault or deviation from the intended serviceability performance of a building element.
Significant item	An item that is to be reported in accordance with the scope of the inspection.
Site	Allotment of land on which a building stands or is to be erected.
Structural defect	Fault or deviation from the intended structural performance of a building element.
Structural element	Physically distinguishable part of a structure. NOTE: For example wall, columns, beam, connection.
Subfloor space	Space between the underside of a suspended floor and the ground.
Subterranean Termite Management Proposal	A written proposal in accordance with Australian Standard AS 3660.2 to treat a known subterranean termite infestation and/or manage the risk of concealed subterranean termite access to buildings and structures.
Termites	Wood destroying insects belonging to the order 'Isoptera' which commonly attack seasoned timber.
Tests	Additional attention to the visual examination was given to those accessible areas which the consultant's experience has shown to be

particularly susceptible to attack by Termites. Instrument Testing of those areas and other visible accessible timbers/materials/areas showing evidence of attack was performed.

Timber Pest Activity	Tell-tale signs associated with 'active' (live) and/or 'inactive' (absence of live) Timber Pests at the time of inspection.
Timber Pest Attack	Timber Pest Activity and/or Timber Pest Damage.
Timber Pest Damage	Noticeable impairments to the integrity of timber and other susceptible materials resulting from an attack by Timber Pests.
Urgent and Serious Safety Hazards	Building elements or situations that present a current or immediate potential threat of injury or disease to persons.

Terms on which this report was prepared

This report is based on the condition of the property at the time of inspection. We strongly recommend re-inspection 30 days after this report is issued as the general condition of the property is likely to have changed, including the extent of defects described and instance of potential undetected defects.

This report has been prepared in accordance with and subject to the pre-inspection agreement in place between the parties, which forms part of this Report.

This Report is prepared for the client identified above and may not be relied on by any other person without our express permission or by the purchase of this Report on our website.

SPECIAL ATTENTION SHOULD BE GIVEN TO THE SCOPE, LIMITATIONS AND EXCLUSIONS IN YOUR PRE-INSPECTION AGREEMENT AND THIS REPORT

Any of the exclusions or limitations identified for this Report may be the subject of a special-purpose inspection which we recommend being undertaken by an appropriately qualified inspector

RELIANCE AND DISCLOSURE

This report has been prepared based on conditions at the time of the report.

We own the copyright in this report and may make it available to third parties.

If your Property is in the Australian Capital Territory, you acknowledge we will make certain information about this Report available to the ACT Government for inclusion in the building and pest inspections public register if required under the *Civil Law (Sale of Residential Property) Act 2003*. This will include the fact the report has been prepared, the Property street address, date of the inspection, the name of the person who prepared the report and (if applicable) the entity that employs them.

UNDETECTED DEFECT RISK RATING

If this Report has identified a medium or high-risk rating for undetected defects, we strongly recommend a further inspection of areas that were inaccessible. This may include an invasive inspection that requires the removal or cutting of walls, floors or ceilings.

If the Property has been vacant for a period of time, moisture levels or leaks may not be detectable at the time of the inspection because often only frequent use of water pipes (showers, taps etc) result in a leak being identifiable. We advise further testing on pipes and water susceptible areas (such as the bathroom and laundry) after more frequent use has occurred.

IMPORTANT SAFETY INFORMATION:

This is not a report by a licensed plumber or electrician. We recommend a special-purpose

report to detect substandard or illegal plumbing and electrical work at the Property

This is not a smoke alarm report. We recommend all existing detectors in the Property be tested and advice sought as to the suitability of number, placement and operation.

This is not an asbestos report. There are potential products in the Property containing asbestos that will not be identified in this report. In order to accurately identify asbestos, we recommend performing an asbestos inspection, particularly for buildings built prior to 1988.

This is not a report on safety glass. Glazing in older homes may not reflect current standards and may cause significant injury if damaged. Exercise caution around the glass in older homes.

This is not a report on window opening restrictions. We have not inspected window opening restrictors. Window openings in older buildings may not reflect current standards and can be a potential risk. Window opening restrictors are advised for all second story or above windows with sill heights below 900mm. Some states make this a mandatory requirement. Owners should enquire of their local and state requirements to ensure compliance.

This is not a report on pool safety. If a swimming pool is present it should be the subject to a special purpose pool inspection.

External Timber Structures - Balcony and Decks. It is strongly recommended that a Structural Engineer is required to assess distributed load capacity of external timber structures such as balconies and decks, alerting users of the load capacity. Regular maintenance and inspections by competent practitioners to assess the ongoing durability of exposed external timber structures are needed.

This is not a Group Titled Property Report as per AS4349.2. If you require a report for a Group Titled Property as per this standard, please seek a separate inspection for Group Titled Properties.

MOISTURE

The identification of moisture, dampness or the evidence of water penetration is dependent on the weather conditions at the time an inspection. The absence of dampness identified in this Report does not necessarily mean the Property will not experience some damp problems in other weather conditions or that roofs, walls or wet areas are watertight.

Where the evidence of water penetration is identified we recommend detailed investigation of waterproofing in the surrounding area monitoring of the affected area over a period of time to fully detect and assess the cause of dampness.

MAINTENANCE OF THE PROPERTY

This Report is not a warranty or an insurance policy against problems developing with the Property in the future. Accordingly, a preventative maintenance program should be implemented which includes systematic inspections, detection and prevention of issues. Please contact the inspector who carried out this inspection for further advice.

It is strongly advised that appropriate steps be taken to remove, rectify or monitor any evidence of

conditions conducive to timber pest activity. Undertaking thorough regular inspections at intervals not exceeding twelve months (or more frequent inspections where the risk of timber pest attack is high or the building type is susceptible to attack). To further reduce the risk of subterranean termite attack, implement a management program in accordance with Australian Standard AS3660. This may include the installation of a monitoring and/or baiting system, or chemical and/or physical barrier. However, AS3660 stresses that subterranean termites can bridge or breach barrier systems and inspection zones and those thorough regular inspections of the building are necessary.

NO CERTIFICATION

- a) The Property has been compared to others of a similar age, construction type and method that had an acceptable level of basic maintenance completed.
- b) We don't advise you about title, ownership or other legal matters like easements, restrictions, covenants and planning laws. None of our inspections constitutes approval by a Building Surveyor, a certificate of occupancy or compliance with any law, regulation or standard, including any comment on whether the Property complies with current Australian Standards, Building Regulations or other legislative requirements.

RECTIFICATION COSTS

We don't provide advice on the costs of rectification or repair unless specifically identified in the scope of the Report. Any cost advice provided verbally or in this report must be taken as of a general nature and is not to be relied on. Actual costs depend on the quality of materials, the standard of work, what price a contractor is prepared to do the work for and may be contingent on approvals, delays and unknown factors associated with third parties. No liability is accepted for costing advice.