



Building and Timber Pest Inspection Report

Inspection Date: Sat, 14 Feb 2026

Property Address: 36 Wallis St, Seymour VIC 3660, Australia



Contents

	The Parties
Section A	Results of inspection - summary
Section B	General
Section C	Accessibility
Section D	Significant Items
Section E	Additional comments
Section F	Annexures to this report

Definitions to help you better understand this report

Terms on which this report was prepared

Special conditions or instructions

If you have any queries with this report or require further information, please do not hesitate to contact the person who carried out the inspection.

This Report has been prepared in accordance with the pre-inspection agreement in place between the parties set out below, which set out the purpose and scope of the inspection, and the significant items that will be reported on. This Report reflects the opinion of the inspector based on the documents that have been provided. This Report should be read in its entirety and in the context of the agreed scope of Services. If there is a discrepancy between the summary findings and the body of the Report, the body of the Report will prevail. We recommend that you should promptly implement any recommendation or advice in this Report, including recommendations of further inspections by another specialist. If you have any queries with this Report or require further information, please do not hesitate to contact the person who carried out the inspection. This Report contains reference to material that is the copyright of Standards Australia reproduced under agreement with SAI Global to Jim's Building Inspections (Australia).

Original Inspection Date: Sat, 14 Feb 2026

The Parties

Name of the Client:

Name of the Principal(If Applicable): Before You Buy

Job Address: 36 Wallis St, Seymour VIC 3660, Australia

Client's Email Address:

Client's Phone Number:

Consultant: Kevin Granger Ph: 0417 758 062
Email: Shepparton@jimsbuildinginspections.com.au

Company Name: Jim's Building Inspections (Shepparton)

Company Address and Postcode: Shepparton 3630

Company Email: Shepparton@jimsbuildinginspections.com.au

Company Contact Numbers: 0417 758 062

Special conditions or instructions

A report may be conditional on information provided by the person, agents or employees of the person requesting the report, apparent concealment of possible defects and a range of other factors

The following apply: None noted

Section A Results of Inspection - summary

A summary of your inspection is outlined below; please also refer to the Report.

	Found	Not Found
Safety Hazard		✓
Major Defect		✓
Minor Defect	✓	
Live Timber Pest Activity		✓
Timber Pest Damage		✓
Conditions Conducive to Timber Pest Activity	✓	
Evidence of fungal decay activity and/or damage		✓
Evidence of wood borer activity and/or damage		✓
Evidence of a previous termite management program		✓

Overall Condition (Building)

In summary, the building, compared to others of similar age and construction is in good condition with some minor defects found.

Overall Condition (Timber Pest)

In summary, the building, compared to others of similar age and construction is highly susceptible to timber pests. A termite treatment is required.

Section B General

General description of the property

Building Type	Detached, Residential
Company or Strata title	No
Floor	Suspended Timber Frame, Timber Stumps
Furnished	Furnished
No. of bedrooms	3
Occupied	Unoccupied
Orientation	South West
Other Building Elements	Carport, Driveway, Fence - Fabricated Metal Fence, Footpath, Shed
Other Timber Bldg Elements	Architraves, Door Frames, Doors, Deck, Internal Joinery, Skirting Boards, Timber Wall Panelling, Veranda Posts, Window Frames
Roof	Timber Framed, Tiled, Pitched
Storeys	Single
Walls	Brick Veneer (Timber Framed)
Weather	Fine

Section C Accessibility

Areas Inspected

The following areas were inspected. As documented in your Pre-Inspection Agreement, obstructions and limitations to the accessible areas for inspection are to be expected in any inspection. Refer also to our listing of obstructions and limitations.

- Exterior
- Interior
- Gardens
- Fencing
- Outbuildings
- Posts
- Roof Exterior
- Roof Void - Part
- Stumps
- Subfloor - Part
- The Site
- Wall Exterior

The inspection excludes areas which are affected by obstructions, where access is limited or unsafe. We do not move obstructions and defects, timber pest activity or conditions conducive to these may not be obvious unless they are removed.

Inaccessible Areas

The following areas were inaccessible:

- Areas of low roof pitch preventing full inspection.
- Ceiling Cavity - Part.
- Roof Exterior - Part
- Outside of the fencing.
- Subfloor - Part.

Any areas which are inaccessible at the time of inspection present a high risk for undetected defects and timber pest activity and conditions conducive to these. The client is advised to make inaccessible areas accessible wherever possible for re-inspection.

Obstructions and Limitations

Building defects, termite and timber pest activity as well as conditions conducive to both, may be concealed by the following obstructions which prevented full inspection:

- Appliances and equipment
- Areas of low roof pitch preventing full inspection
- Debris or rubbish
- Duct work
- External concrete or paving
- External finished ground level
- Fixed Furniture - Built-in Cabinetry
- Floor coverings
- Furniture
- Insulation
- Lack of clearance - subfloor
- Proximity of perimeter fence to building
- Stored items
- Subfloor area - Limited access due to restrictive crawl space

The presence of obstructions increases the risk of undetected building defects, timber pest activity and conditions conducive to these. The client should make arrangement to remove obstructions where ever possible and re-inspect these areas urgently.

Undetected defect risk (Building)

A risk rating is provided to help you understand the degree to which accessibility issues and the presence of obstructions have limited the scope of the inspection

The risk of undetected defects is: **High**

When the risk of undetected defects is medium or high we strongly recommend further inspection once access is provided or if the obstruction can be removed. Contact us for further advice.

Undetected defect risk (Timber Pest)

A risk rating is provided to help you understand the degree to which accessibility issues and the presence of obstructions have limited the scope of the inspection

The risk of undetected defects is: **High**

When the risk of undetected defects is medium or high we strongly recommend further inspection once access is provided or if the obstruction can be removed. Contact us for further advice.

Section D Significant Items

Safety Hazard

No evidence was found

Major Defect

No evidence was found

Minor Defect

Finding 3.01

Building: Building 1
Location: Yard - Side, front, back
Finding: Brickwork - Step cracking
Information: Step cracking was identified to the brickwork in this area at the time of inspection. Step cracking, which is similar to other forms of cracking, has a variety of possible causes. However, the most common is the subsidence of adjacent footings.

Step cracking is a relatively common defect, and is most likely to occur adjacent to windows, doors and other openings. Mortar failure in the gaps between affected bricks indicates the stresses and tensions affecting the wall.

Where step cracking is extensive or severe, the client is advised to consult a structural engineer. Minor step cracking can be used as a warning sign to address factors causing stress to the wall, which can include the effect of surrounding trees, water leaks, soil erosion, or even the presence of reactive soils in the surrounding area.







Finding 3.02

Building: Building 1
 Location: Front window
 Finding: Inadequate sealant/caulking
 Information: This area has a lack of effective Sealant or Grout. This may be allowing the ingress of water to the structure.

The presence of water encourages Termite attack, Mould and Fungal Decay.

A Caulker or General Handy person must be contacted soon to effect repairs and prevent possible deterioration.




Finding 3.03

Building: Building 1
 Location: Bedroom 2, living
 Finding: Door- Binding/jamming
 Information: Binding and/or jamming of this door is evident during standard operation. This defect inhibits the functionality of the affected door as well as creating potential for secondary defects to associated building elements, such as damage to the floor covering.

A qualified carpenter or general handyperson should be appointed to perform minor rectification works at client discretion.





Finding 3.04

Building:	Building 1
Location:	Laundry
Finding:	Ceiling - Sagging
Information:	Sections of the ceiling were found to be sagging at the time of inspection. Sagging to the fixed ceiling structure generally indicates that the building materials have swollen, due to contact with water, or that fixings (e.g. nails or glue) have become loose and require reattachment.

Where minor sagging is evident, comparatively minor works, such as re-gluing of ceiling sheets, may be required. Such works may be performed by relevant tradespeople, such as plasterers and painters. Where excessive moisture has caused the roofing structure to swell and sag, the source of the water leak should primarily be identified prior to any remedial works being performed.

In some cases, sagging ceiling linings may also indicate that there are structural issues, causing surfaces to warp, twist or sag. Where sagging appears to be major, appointment of a structural engineer is advised to further inspect the property and identify the source and rectification works required.

The appropriate action should be taken by the client as soon as possible to ensure that any potential further damage is limited.




Finding 3.05

Building: Building 1
Location: Laundry, Wc, living, kitchen
Finding: Painted surface - Flaking
Information: Sections of paint in this area was found to have deteriorated. Paint flaking is generally an indication of excessive moisture in the area, that is currently hidden by the painted surface.

The presence of excessive moisture can have major implications on associated building elements if left unattended. While only seemingly minor at this stage, the damage cannot be determined due to the paint obstructing any further inspection of the damage.

A qualified Painter should be contacted at the Owner's discretion to re-paint the ceiling.





Finding 3.06


Building:	Building 1
Location:	Hall, kitchen
Finding:	Cracking - Damage Category 2 - Noticeable (up to 5mm)
Information:	Noticeable cracks are a common occurrence as a result of many primary defects. Such causes may include age, general wear and tear, expected building movement, general expansion/contraction of building materials in different weather conditions, and/or minor failings in the installation or application of building materials.

Noticeable cracks may result in minor sticking or jamming of associated doors and windows, which require easement. However, noticeable cracks are easily filled and repaired. A plasterer can be consulted to install an expansion joint at this point to allow for this movement during different weather conditions.

Monitoring of all cracking should be conducted frequently. Always contact a building inspector should cracks widen, lengthen, or become more numerous. Additionally, your building inspector should also be contacted if associated building elements such as doors and windows become more difficult to operate over time.

Relevant tradespeople, such as carpenters, painters and plasterers, should be appointed to perform remedial works, as deemed necessary.






Finding 3.07

Building:	Building 1
Location:	Back door area
Finding:	Cracking - External Concrete Paving Damage Category 4 - Gaps in Slab (4mm - 10mm +)
Information:	Gaps in the slab were identified in external concrete paving. Gaps in the slab are significant and are likely to lead to the development of safety hazards and secondary defects if left unmanaged, such as the creation of a trip hazard.

General age and expected deterioration of the paved areas is a common cause of this type of cracking. However, expansion and contraction of the slab may also have occurred due to environmental factors. Such factors include variable moisture and weather conditions, the presence of trees and their roots having a settling or lifting affect on the soil, or the effect of load bearing, e.g. heavy vehicles over a sustained period of time.

Cracking to this degree may also be due to poor original installation of the concrete. Factors such as poor compaction of the sub surface and/or inadequate reinforcing of the slab may create cracking and other secondary defects. Gaps in the concrete paving may also have a more significant structural cause, such as subsidence of soils.

Where gaps in the concrete paving are adjacent to structural elements of the building, the advice of a Structural Engineer is advisable before undertaking repairs. Significant repair and likely replacement of the concrete paving is probable.





Finding 3.08

Building:	Building 1
Location:	Driveway
Finding:	Cracking - External Concrete Paving Damage Category 3 - Wide Cracks (2mm - 4mm)
Information:	Wide cracks were identified in external concrete paving. Wide cracks are significant and are likely to lead to the development of safety hazards and secondary defects if left unmanaged.

General age and expected deterioration of the paved areas is a common cause of this type of cracking. However, expansion and contraction of the slab may also have occurred due to environmental factors. Such factors include variable moisture and weather conditions, the presence of trees and their roots having a settling or lifting effect on the soil, or the effect of load bearing, e.g. heavy vehicles over a sustained period of time.

Cracking to this degree may also be due to poor original installation of the concrete. Factors such as poor compaction of the sub surface and/or inadequate reinforcing of the slab may create cracking and other secondary defects. Wide cracks may also have a more significant structural cause, such as subsidence of soils.

Where the crack is located adjacent to structural elements of the building, the advice of a Structural Engineer is advisable before undertaking repairs. Significant repair and likely replacement of the concrete paving is probable.



Live Timber Pest Activity

No evidence was found

Timber Pest Damage

No evidence was found

Conditions Conducive to Timber Pest Activity

Finding 6.01

Building: Building 1
Location: Yard - Back
Finding: HWS Overflow - Not Connected
Information: The Hot Water System (HWS) overflow was found to be disconnected from storm water drainage and is creating excessive moisture in the surrounding area.

These damp conditions can lead to secondary defects such as rot, rust or corrosion of associated building elements, the formation of fungal decay, or even the creation of potential slip hazards. When coupled with poor site drainage, pooling of water may also attract termite activity to this area.

It is highly recommended that a licensed plumber be appointed to connect the HWS overflow in order to prevent such an environment from being created. These minor works should be carried out as soon as possible.



Finding 6.02

Building:	Building 1
Location:	Yard - Side, back
Finding:	Stormwater drain - Not connected
Information:	The roof plumbing is not adequately connected to stormwater drainage on the site. This disconnection negatively impacts the functional capacity of the roof plumbing.

Where roof plumbing doesn't drain adequately, the area at the base perimeter can become excessively damp, potentially creating an environment that is susceptible to rust and corrosion of surrounding building elements, as well as attracting termites and other pests.

It is highly recommended that a plumber be appointed to further inspect the area and to install adequate drainage equipment where necessary.





Finding 6.03

Building: Building 1
 Location: Yard - Back, carport
 Finding: Guttering Missing
 Information: The Guttering in this area was missing at the time of inspection. Guttering, Downpipes and Stormwater drainage are vital to protect the integrity of the structure and to prevent an environment conducive to Timber Pest attack.

A Plumber should be contacted as soon as possible to replace and connect to drainage the missing Guttering.



Finding 6.04

Building:	Building 1
Location:	All External Areas
Finding:	Termite Management System - no evidence of a chemical installation
Information:	The application of a post-construction chemical termite barrier is highly recommended for all properties, particularly if live termite activity has been found on the site previously. Such barriers are highly effective in preventing termite attack on any timber building elements throughout the property.

A durable notice should be placed in the switchboard unit to indicate current termite barriers. At the time of inspection, it appeared as though no termite management system has been installed, with no evidence to suggest preventative works taking place.

The client may consider gaining further advice from a pest controller as to the costs and procedures involved with this application. It is recommended that obtaining such advice be a short-term priority.





Evidence of fungal decay activity and/or damage

No evidence was found

Evidence of wood borer activity and/or damage

No evidence was found

Section D Significant Items

D4 Further Inspections

We advise that you seek additional specialist inspections from a qualified and, where appropriate, licensed

- As identified in summary and defect statements
- Termite and Timber Pest Technician / Licensed Pest Controller

Jim's Building Inspections can put you in contact with qualified and licensed providers of these and other trades services. Please contact your inspector for recommendations, or visit www.jims.net.

D5 Conclusion - Assessment of overall condition of property

-

Compared to other buildings of a similar age, this Brick veneer, Timber framed building was found to be in Good condition at the time of the inspection.

General renovation and ongoing maintenance will be needed. The floors show signs of movement. Although sound at the time of inspection, restumping may be needed at some point. These works should be considered when making a buying decision.

Evidence of flooding can be seen. Movement of the timber frame against the brickwork can be observed in places. This movement has not created major defects at the time of inspection. Monitoring is recommended. If further movement or deterioration occurs, a registered builder should be contacted immediately to provide advice as to further works.

There is no evidence of previous Termite Management services. The property has factors that are Conducive to Termite attack. A Licensed Pest controller should be contacted soon to advise on a Termite Management Plan and avoid potentially costly repairs.

The relevant professional services should be engaged immediately to clarify further works as noted in the body of the report. Maintenance work items needing attention may be performed at the Client's discretion. Works should not be neglected as further deterioration may occur.

For further information, advice and clarification please contact Kevin Granger on: 0417 758 062

Section D Significant Items

The following items were noted as - For your information

Noted Item

Building:	Building 1
Location:	Roof Void
Finding:	Insulation - Missing
Information:	Upon inspection of the roof void it was noted that insulation is not present.


Insufficient insulation will result in a comparatively higher cost to heat and cool a property as there is a lack of Insulation (or uneven coverage of insulation) which works as a barrier to heat transfer. This helps to keep out unwanted heat in summer and preserves warmth inside your home in winter. It can also help soundproof your home from unwanted airborne noise transfer.

Where insulation is absent, the area does not meet current Australian Standards. Installation of adequate insulation is required and should be conducted as soon as possible.



Noted Item

Building:	Building 1
Location:	All Areas
Finding:	Additional Photos - Obstructions and Limitations
Information:	These photographs are an indication of the obstructions and limitations which impeded full inspection of the property at the time of inspection. These obstructions can hide an array of defects and should be removed to allow full inspection to be carried out. A re-inspection is recommended once the areas are made accessible.





Definitions to help you better understand this report

Access hole (cover)	An opening in flooring or ceiling or other parts of a structure (such as service hatch, removable panel) to allow for entry to carry out an inspection, maintenance or repair.
Accessible area	An area of the site where sufficient, safe and reasonable access is available to allow inspection within the scope of the inspection.
Appearance defect	Fault or deviation from the intended appearance of a building element.
Asbestos-Containing Material (ACM)	Asbestos-containing material (ACM) means any material or thing that, as part of its design, contains asbestos.
Building element	A portion of a building that, by itself or in combination with other such parts, fulfils a characteristic function. NOTE: For example supporting, enclosing, furnishing or servicing building space.
Client	The person or other entity for whom the inspection is being carried out.
Conditions Conducive to Termite Activity	Noticeable building deficiencies or environmental factors that may contribute to the presence of Termites.
Defect	Fault or deviation from the intended condition of a material, assembly, or component.
Detailed assessment	An assessment by an accredited sampler to determine the extent and magnitude of methamphetamine contamination in a property.
Inspection	Close and careful scrutiny of a building carried out without dismantling, in order to arrive at a reliable conclusion as to the condition of the building.
Inspector	Person or organisation responsible for carrying out the inspection.
Instrument Testing	Where appropriate the carrying out of Tests using the following techniques and instruments: (a) electronic moisture detecting meter - an instrument used for assessing the moisture content of building elements (b) stethoscope - an instrument used to hear sounds made by termites within building elements (c) probing - a technique where timber and other materials/areas are penetrated with a sharp instrument (e.g. bradawl or pocket knife), but does not include probing of decorative timbers or finishes, or the drilling of timber and trees and (d) sounding - a technique where timber is tapped with a solid object. (e) T3I - an instrument used to detect movement, moisture and changes in temperature within timber
Limitation	Any factor that prevents full or proper inspection of the building.
Major defect	A defect of sufficient magnitude where rectification has to be carried

	out in order to avoid unsafe conditions, loss of utility or further deterioration of the property.
Methamphetamine	An amphetamine-type stimulant that is highly addictive. Methamphetamine is a controlled substance, classified as a Class A (very high-risk) drug under the Misuse of Drug Act. This term is used as a grouping term to include all substances screened for, specifically: Ephedrine, Pseudoephedrine, Amphetamine, Methamphetamine, MDA and MDMA.
Methamphetamine contamination	A property or part of a property where the level of methamphetamine has been tested in accordance with this standard and found to exceed 0.5 micrograms/100 cm ² (Residential) or 10 micrograms/100 cm ² (Commercial).
Methamphetamine production/manufacture	The manufacture of methamphetamine, including processing, packaging, and storage of methamphetamine and associated chemicals.
Minor defect	A defect other than a major defect.
Roof space/Roof void	Space between the roof covering and the ceiling immediately below the roof covering.
Screening assessment	An assessment by a screening sampler to determine whether or not methamphetamine is present.
Serviceability defect	Fault or deviation from the intended serviceability performance of a building element.
Significant item	An item that is to be reported in accordance with the scope of the inspection.
Site	Allotment of land on which a building stands or is to be erected.
Structural defect	Fault or deviation from the intended structural performance of a building element.
Structural element	Physically distinguishable part of a structure. NOTE: For example wall, columns, beam, connection.
Subfloor space	Space between the underside of a suspended floor and the ground.
Subterranean Termite Management Proposal	A written proposal in accordance with Australian Standard AS 3660.2 to treat a known subterranean termite infestation and/or manage the risk of concealed subterranean termite access to buildings and structures.
Termites	Wood destroying insects belonging to the order 'Isoptera' which commonly attack seasoned timber.
Tests	Additional attention to the visual examination was given to those accessible areas which the consultant's experience has shown to be

particularly susceptible to attack by Termites. Instrument Testing of those areas and other visible accessible timbers/materials/areas showing evidence of attack was performed.

Timber Pest Activity	Tell-tale signs associated with 'active' (live) and/or 'inactive' (absence of live) Timber Pests at the time of inspection.
Timber Pest Attack	Timber Pest Activity and/or Timber Pest Damage.
Timber Pest Damage	Noticeable impairments to the integrity of timber and other susceptible materials resulting from an attack by Timber Pests.
Urgent and Serious Safety Hazards	Building elements or situations that present a current or immediate potential threat of injury or disease to persons.

Terms on which this report was prepared

This report is based on the condition of the property at the time of inspection. We strongly recommend re-inspection 30 days after this report is issued as the general condition of the property is likely to have changed, including the extent of defects described and instance of potential undetected defects.

This report has been prepared in accordance with and subject to the pre-inspection agreement in place between the parties, which forms part of this Report.

This Report is prepared for the client identified above and may not be relied on by any other person without our express permission or by the purchase of this Report on our website.

SPECIAL ATTENTION SHOULD BE GIVEN TO THE SCOPE, LIMITATIONS AND EXCLUSIONS IN YOUR PRE-INSPECTION AGREEMENT AND THIS REPORT

Any of the exclusions or limitations identified for this Report may be the subject of a special-purpose inspection which we recommend being undertaken by an appropriately qualified inspector

RELIANCE AND DISCLOSURE

This report has been prepared based on conditions at the time of the report.

We own the copyright in this report and may make it available to third parties.

If your Property is in the Australian Capital Territory, you acknowledge we will make certain information about this Report available to the ACT Government for inclusion in the building and pest inspections public register if required under the *Civil Law (Sale of Residential Property) Act 2003*. This will include the fact the report has been prepared, the Property street address, date of the inspection, the name of the person who prepared the report and (if applicable) the entity that employs them.

UNDETECTED DEFECT RISK RATING

If this Report has identified a medium or high-risk rating for undetected defects, we strongly recommend a further inspection of areas that were inaccessible. This may include an invasive inspection that requires the removal or cutting of walls, floors or ceilings.

If the Property has been vacant for a period of time, moisture levels or leaks may not be detectable at the time of the inspection because often only frequent use of water pipes (showers, taps etc) result in a leak being identifiable. We advise further testing on pipes and water susceptible areas (such as the bathroom and laundry) after more frequent use has occurred.

IMPORTANT SAFETY INFORMATION:

This is not a report by a licensed plumber or electrician. We recommend a special-purpose

report to detect substandard or illegal plumbing and electrical work at the Property

This is not a smoke alarm report. We recommend all existing detectors in the Property be tested and advice sought as to the suitability of number, placement and operation.

This is not an asbestos report. There are potential products in the Property containing asbestos that will not be identified in this report. In order to accurately identify asbestos, we recommend performing an asbestos inspection, particularly for buildings built prior to 1988.

This is not a report on safety glass. Glazing in older homes may not reflect current standards and may cause significant injury if damaged. Exercise caution around the glass in older homes.

This is not a report on window opening restrictions. We have not inspected window opening restrictors. Window openings in older buildings may not reflect current standards and can be a potential risk. Window opening restrictors are advised for all second story or above windows with sill heights below 900mm. Some states make this a mandatory requirement. Owners should enquire of their local and state requirements to ensure compliance.

This is not a report on pool safety. If a swimming pool is present it should be the subject to a special purpose pool inspection.

External Timber Structures - Balcony and Decks. It is strongly recommended that a Structural Engineer is required to assess distributed load capacity of external timber structures such as balconies and decks, alerting users of the load capacity. Regular maintenance and inspections by competent practitioners to assess the ongoing durability of exposed external timber structures are needed.

This is not a Group Titled Property Report as per AS4349.2. If you require a report for a Group Titled Property as per this standard, please seek a separate inspection for Group Titled Properties.

MOISTURE

The identification of moisture, dampness or the evidence of water penetration is dependent on the weather conditions at the time an inspection. The absence of dampness identified in this Report does not necessarily mean the Property will not experience some damp problems in other weather conditions or that roofs, walls or wet areas are watertight.

Where the evidence of water penetration is identified we recommend detailed investigation of waterproofing in the surrounding area monitoring of the affected area over a period of time to fully detect and assess the cause of dampness.

MAINTENANCE OF THE PROPERTY

This Report is not a warranty or an insurance policy against problems developing with the Property in the future. Accordingly, a preventative maintenance program should be implemented which includes systematic inspections, detection and prevention of issues. Please contact the inspector who carried out this inspection for further advice.

It is strongly advised that appropriate steps be taken to remove, rectify or monitor any evidence of

conditions conducive to timber pest activity. Undertaking thorough regular inspections at intervals not exceeding twelve months (or more frequent inspections where the risk of timber pest attack is high or the building type is susceptible to attack). To further reduce the risk of subterranean termite attack, implement a management program in accordance with Australian Standard AS3660. This may include the installation of a monitoring and/or baiting system, or chemical and/or physical barrier. However, AS3660 stresses that subterranean termites can bridge or breach barrier systems and inspection zones and those thorough regular inspections of the building are necessary.

NO CERTIFICATION

- a) The Property has been compared to others of a similar age, construction type and method that had an acceptable level of basic maintenance completed.
- b) We don't advise you about title, ownership or other legal matters like easements, restrictions, covenants and planning laws. None of our inspections constitutes approval by a Building Surveyor, a certificate of occupancy or compliance with any law, regulation or standard, including any comment on whether the Property complies with current Australian Standards, Building Regulations or other legislative requirements.

RECTIFICATION COSTS

We don't provide advice on the costs of rectification or repair unless specifically identified in the scope of the Report. Any cost advice provided verbally or in this report must be taken as of a general nature and is not to be relied on. Actual costs depend on the quality of materials, the standard of work, what price a contractor is prepared to do the work for and may be contingent on approvals, delays and unknown factors associated with third parties. No liability is accepted for costing advice.