



**BEFORE YOU BUY**

**BEFORE YOU BUILD**

# Building and Timber Pest Inspection Report

Inspection Date: Thu, 9 Apr 2026

Property Address: 60 Fraser Ave, Kellyville NSW 2155,  
Australia



## Contents

	The Parties
<b>Section A</b>	Results of inspection - summary
<b>Section B</b>	General
<b>Section C</b>	Accessibility
<b>Section D</b>	Significant Items
<b>Section E</b>	Additional comments
<b>Section F</b>	Annexures to this report

Definitions to help you better understand this report

Terms on which this report was prepared

Special conditions or instructions

If you have any queries with this report or require further information, please do not hesitate to contact the person who carried out the inspection.

This Report has been prepared in accordance with the pre-inspection agreement in place between the parties set out below, which set out the purpose and scope of the inspection, and the significant items that will be reported on. This Report reflects the opinion of the inspector based on the documents that have been provided. This Report should be read in its entirety and in the context of the agreed scope of Services. If there is a discrepancy between the summary findings and the body of the Report, the body of the Report will prevail. We recommend that you should promptly implement any recommendation or advice in this Report, including recommendations of further inspections by another specialist. If you have any queries with this Report or require further information, please do not hesitate to contact the person who carried out the inspection. This Report contains reference to material that is the copyright of Standards Australia reproduced under agreement with SAI Global to Jim's Building Inspections (Australia).

Original Inspection Date: Thu, 9 Apr 2026

## The Parties

---

Name of the Client:

---

Name of the Principal(if Applicable):

---

Job Address: 60 Fraser Ave, Kellyville NSW 2155, Australia

---

Client's Email Address:

---

Client's Phone Number:

---

Consultant: Terry Masoudi \* Ph: 0420 990 777  
Email: Parramatta@jimsbuildinginspections.com.au

---

161360C

---

Company Name: Jim's Building Inspections (Parramatta)

---

Company Address and Postcode: Marsden Park 2765

---

Company Email: Parramatta@jimsbuildinginspections.com.au

---

Company Contact Numbers: 0420 990 777

## Special conditions or instructions

A report may be conditional on information provided by the person, agents or employees of the person requesting the report, apparent concealment of possible defects and a range of other factors

The following apply: This report does not comment on common areas.

This report is based on the condition of the property at the time of inspection. We strongly recommend re-inspection 30 days after this report is issued as the general condition of the property is likely to have changed, including the extent of defects described and instance of potential undetected defects.

## Section A Results of Inspection - summary

A summary of your inspection is outlined below; please also refer to the Report.

	Found	Not Found
<b>Safety Hazard</b>	✓	
<b>Major Defect</b>		✓
<b>Minor Defect</b>	✓	
<b>Live Timber Pest Activity</b>		✓
<b>Timber Pest Damage</b>		✓
<b>Conditions Conducive to Timber Pest Activity</b>	✓	
<b>Evidence of fungal decay activity and/or damage</b>		✓
<b>Evidence of wood borer activity and/or damage</b>		✓
<b>Evidence of a previous termite management program</b>		✓

### Overall Condition (Building)

In summary, the building, compared to others of similar age and construction is in fair condition with maintenance items required.

### Overall Condition (Timber Pest)

In summary, the building, compared to others of similar age and construction is highly susceptible to timber pests. A termite treatment is required.

## Section B General

### General description of the property

---

Building Type	Detached, Residential
Company or Strata title	No
Floor	Slab on ground
Furnished	Unfurnished
No. of bedrooms	4
Occupied	Unoccupied
Orientation	South
Other Building Elements	Driveway, Pergola, Fence - Fabricated Metal Fence, Shed
Other Timber Bldg Elements	Landscaping Timbers and Construction, Doors, Door Frames, Deck, Architraves, Internal Joinery, Floating Floor, Window Frames, Skirting Boards
Roof	Pitched, Tiled, Timber Framed
Storeys	Single
Walls	Brick Veneer
Weather	Fine

---

## Section C Accessibility

### Areas Inspected

The following areas were inspected. As documented in your Pre-Inspection Agreement, obstructions and limitations to the accessible areas for inspection are to be expected in any inspection. Refer also to our listing of obstructions and limitations.

- Exterior
- Interior

The inspection excludes areas which are affected by obstructions, where access is limited or unsafe. We do not move obstructions and defects, timber pest activity or conditions conducive to these may not be obvious unless they are removed.

### Inaccessible Areas

The following areas were inaccessible:

- Areas of low roof pitch preventing full inspection.
- Ceiling Cavity - Part.
- Roof Exterior - Part
- Slab edge which would normally be exposed due to finished ground levels obscuring inspection.

Any areas which are inaccessible at the time of inspection present a high risk for undetected defects and timber pest activity and conditions conducive to these. The client is advised to make inaccessible areas accessible wherever possible for re-inspection.

### Obstructions and Limitations

Building defects, termite and timber pest activity as well as conditions conducive to both, may be concealed by the following obstructions which prevented full inspection:

- Areas of low roof pitch preventing full inspection
- Appliances and equipment
- Above safe working height
- Decking
- Duct work
- Evidence of recently painted walls or ceilings

- External concrete or paving
- External finished ground level
- Ceiling linings
- Ceiling cavity inspection was significantly obstructed with more than 75% of the inspectable area inaccessible or obstructed by factors like lack of safe access, insulation and ducting.
- Fixed Furniture - Built-in Cabinetry
- Insulation
- Floor coverings
- Landscaping
- Stored items
- Wall linings

The presence of obstructions increases the risk of undetected building defects, timber pest activity and conditions conducive to these. The client should make arrangement to remove obstructions where ever possible and re-inspect these areas urgently.

### Undetected defect risk (Building)

A risk rating is provided to help you understand the degree to which accessibility issues and the presence of obstructions have limited the scope of the inspection

The risk of undetected defects is: **High**

When the risk of undetected defects is medium or high we strongly recommend further inspection once access is provided or if the obstruction can be removed. Contact us for further advice.

### Undetected defect risk (Timber Pest)

A risk rating is provided to help you understand the degree to which accessibility issues and the presence of obstructions have limited the scope of the inspection

The risk of undetected defects is: **High**

When the risk of undetected defects is medium or high we strongly recommend further inspection once access is provided or if the obstruction can be removed. Contact us for further advice.

## Section D Significant Items

### Safety Hazard

#### Finding 1.01

Building:	Main Building
Location:	Exterior walls - left side
Finding:	Conduit - Missing
Information:	A conduit has not been installed to exterior wires in this area. This is a safety measure that is aimed at protecting the wires and preventing any personal injury that may result if wires are squashed or damaged.

Without a conduit providing adequate protection, external wiring is likely to become damaged and deteriorated over time, creating an electrical safety hazard. Damage to the wiring is also likely to result in the associated elements losing function.

A qualified electrician should be contacted immediately to install a conduit around the wires and provide any further advice on additional works that may be required to increase the safety of the wiring and its surrounding area.



### Major Defect

No evidence was found

### Minor Defect

#### Finding 3.01

Building:	Main Building
Location:	LHS gable
Finding:	Roof plumbing - Flashing inadequate
Information:	Some sections of the roof are missing or have inadequate roof flashings. Flashings are

metal and other materials which are applied to seals and intersections between roof coverings and building elements. They are designed to aid in weatherproofing of roof joins.

Flashings that are not installed adequately or are missing are likely to result in water penetration to the interior of the property, as well as creating excessively damp conditions against the exterior surfaces and around the base perimeter of the building.

Premature ageing and secondary building defects are imminent where roof plumbing is missing or inadequately installed. Additionally, water pooling also creates an environment that is susceptible to termite and pest infestation.

A roofing plumber should be appointed as soon as possible to install relevant roof plumbing materials, ensuring that no further damage is sustained.



### Finding 3.02

Building:	Main Building
Location:	Multiple areas of roof plumbing
Finding:	Water leak - External
Information:	Water leaks were found to be present to exterior plumbing work. Leaks are generally caused by deterioration of the plumbing elements over time, due to exposure to weather conditions, but may have also been caused by minor impact damage.

Such leaking creates damp conditions in the affected area, causing potential for water pooling and subsequent water damage if left unattended. These conditions may also attract termite attack, particularly if the area is subject to minimal levels of sun throughout daylight hours.

It is highly advised that a licensed plumber be appointed to rectify any water leaks that may be present. Areas of repair and replacement of plumbing fittings and fixtures may be required and, as such, a quotation should be sought.



**Finding 3.03**

Building: Main Building  
 Location: Multiple areas  
 Finding: Unconventional handyman work  
 Information: This handyman work appears to have been completed to a substandard level and does not comply with regular building practices. Where handyman work is not completed satisfactorily, accelerated deterioration of the associated building elements is likely to occur and secondary defects to surrounding structures may develop.

It is highly recommended that the substandard work be rectified by professional services. Works to improve this area are likely to increase the safety and the operation of the associated building elements.

The client should exercise care when coming into the immediate vicinity of the substandard works. Rectification works are advised as soon as possible by the appropriate trades.



**Finding 3.04**

Building: Main Building  
 Location: Balustrades  
 Finding: Untreated or non-durable timbers in a hazardous environment

Information: To reduce the risk of timber pest attack it is essential that timber used in a hazardous environment (e.g. in direct contact with the ground or frequently exposed to damp conditions) is of sufficient durability and/or is adequately preservative treated.

Untreated timbers in direct contact with the ground are likely to develop severe wood rot and/or fungal decay if left unattended creating attraction for subterranean termites to infest the timbers from surrounding areas.

If untreated or non-durable timbers are found to be in a hazardous environment it is highly advised that replacement of these building elements be performed as soon as possible to aid the protection of the property against termite / timber pest attack.



### Finding 3.05

Building: Main Building  
 Location: All wet areas  
 Finding: Sealant and grouting - Missing or damaged  
 Information:

It was noted on inspection that sealant or grout is degraded to this area.

Different materials and floor areas move at different rates, generally causing cracking to grout or sealant at this point. A flexible sealant is required to allow for expected expansion and contraction, while keeping the joint water tight and protective of all associated building materials.

Flexible and mould resistant materials should be applied to affected areas to prevent any subsequent water damage that is likely to occur. Regular maintenance and replacement of damage or missing or damaged sealant and grout is highly recommended to the wet areas, as this is a regular wear and tear defect. Sealant and grouting in areas that come into regular contact with water should be maintained for the long term care of your property.

A sealant specialist should be appointed to complete these works as soon as possible.



### Finding 3.06

Building:	Main Building
Location:	Multiple areas
Finding:	Cracking - Damage Category 0 - Hairline (less than 1mm)
Information:	Hairline cracks are very minor in nature and generally are only ever an appearance defect. While such cracking may be noticeable in some cases, it is quite common and does not indicate any structural damage.

Cracking of this nature can generally be repaired with minor sanding, filling and/or repainting. Such works should be performed by a qualified painter or a general handyman.

Monitoring of all cracking should be conducted frequently. Always contact a building inspector should cracks widen, lengthen, or become more numerous.



### Finding 3.07

Building:	Main Building
Location:	Multiple areas
Finding:	Door - Striker plate misaligned
Information:	The striker plate to this door appears to have become misaligned and has consequently resulted in the door's operation being compromised.

This is a common defect and is expected in a property of this age, whether being due to substandard installation or general deterioration of the door hardware.

Readjustment of the striker plate is recommended at client discretion. Works such as these can be completed by a general handyman or qualified carpenter.



### Finding 3.08

Building:	Main Building
Location:	Backyard
Finding:	Cracking - External Concrete Paving Damage Category 1 - Fine (less than 2mm)
Information:	Fine cracks were identified in external concrete paving. Although fine cracks are quite noticeable, they are often only considered to be an appearance defect, and usually do not indicate any structural damage. To be considered a Category 1 or fine crack, the crack is found to be less than 2mm in width.

Generally the cause of a hairline crack in existing concrete paving such as driveways and pathways is indicative of the expansion and contraction of the concrete. Such causes are generally due to environmental factors, such as moisture levels, weather conditions, root systems of nearby trees or the soil types on which they are laid.

Fine cracks may also be due to poor original installation of the concrete. Factors such as poor compaction of the sub surface and/or inadequate reinforcing of the slab may create cracking and other secondary defects.

Monitoring of all cracking should be conducted frequently. Always contact a building inspector should cracks widen, lengthen, or become more numerous.



### Live Timber Pest Activity

No evidence was found

## Timber Pest Damage

No evidence was found

## Conditions Conducive to Timber Pest Activity

### Finding 6.01

Building:	Main Building
Location:	Multiple areas
Finding:	Bridging or breaching of termite barriers - weep holes
Information:	Bridging is the spanning of a termite barrier or inspection zone so that subterranean termites are provided with passage over or around that barrier.

Breaching is the making of a hole or gap in a termite barrier so that termites are provided with a passage over or around that barrier.

Weep holes in the exterior brickwork of the property are designed to allow condensation that may build up between the brickwork and subsequent timber framework to drain from within the wall hence preventing any deterioration of the timber building elements.

Where weep holes are covered by external ground levels such as paving or garden beds concealed entry is available for termites from these grounds into the brickwork or external wall materials.

Additionally build-up of moisture is likely to occur if weep holes are covered further attracting termite activity to these areas.

It is highly recommended that weep holes are left exposed in all areas throughout the external property. Therefore if any termite activity leading into weep holes becomes easily detectable during frequent pest inspections. A landscaper must be appointed urgently to lower the garden beds below the weepholes and damp proof course.



**Finding 6.02**

Building: Main Building  
 Location: Multiple areas  
 Finding: Bridging or breaching of termite barriers - damp course level  
 Information: Bridging is the spanning of a termite barrier or inspection zone so that subterranean termites are provided with passage over or around that barrier.


Breaching is the making of a hole or gap in a termite barrier so that termites are provided with a passage through that barrier.

Damp proof course (DPC) is a barrier of impervious material built into a wall or pier to prevent moisture from moving to any part of the building. Where external ground levels

are built up over this barrier ingress is provided for moisture from the exterior grounds into the base brickwork or other building material and allowed to rise.

Such conditions attract termites into these damp areas which is likely to lead to infestation if left untreated.

While retrospective fitting of DPC is considered to be impractical works are required in order to prevent the extraction of moisture from the external environment into exterior brickwork or wall materials. A landscaper must be appointed urgently to lower the garden beds below the weepholes and damp proof course.



### Finding 6.03

Building:	Main Building
Location:	Meterbox
Finding:	Termite Management System - no evidence of installation
Information:	The application of a post-construction chemical termite barrier is highly recommended for all properties, particularly if live termite activity has been found on the site previously. Such barriers are highly effective in preventing termite attack on any timber building elements throughout the property.

A durable notice should be placed in the switchboard unit to indicate current termite barriers. At the time of inspection, it appeared as though no termite management system has been installed, with no evidence to suggest preventative works taking place.

The client may consider gaining further advice from a pest controller as to the costs and procedures involved with this application. It is recommended that obtaining such advice be a short-term priority.



### Finding 6.04

Building:	Main Building
Location:	Slab penetrations
Finding:	Service penetrations
Information:	Services into home can allow for concealed termite entry without additional or adequate termite protection.

### Finding 6.05

Building:	Main Building
Location:	Perimeter
Finding:	Slab Edge - Exposure
Information:	Slab Edge Exposure: Where external concrete slab edges are not exposed there is a high risk of concealed termite entry. In some buildings built since July 1995 the edge of the slab forms part of the termite shield system. In these buildings an inspection zone of at least 75mm should be maintained to permit detection of termite entry. The

concrete edge should not be concealed by render, tiles, cladding, flashings, adjoining structures, paving, soil, turf or landscaping etc. Where this is the case you should arrange to have the slab edge exposed for inspection. Concealed termite entry may already be taking place but could not be detected at the time of the inspection. This may have resulted in concealed timber damage. Does the slab edge inspection zone fully comply?

Not able to comment. A very high proportion of termite attacks are over the edge of both Infill and other concrete slabs types. Covering the edge of a concrete slab makes concealed termite entry easy. Infill slab type construction has an even higher risk of concealed termite ingress as the slab edge is concealed due to the construction design and cannot be exposed. The type of slab may only be determined by assessment of the construction plans by a qualified person e.g. Builder, Architect. Construction Plans may be obtainable by your local Council or Builder. Termite activity and or damage may be present in concealed timbers of the building. We strongly recommend frequent regular inspections in accordance with AS 3660.2. Where the slab edge is not fully exposed or the slab is an infill slab or the slab type cannot be determined then we strongly recommend inspections every 3 to 6 months in accordance with AS 3660.2 or AS 4349.3.



### Finding 6.06

Building:	Main Building
Location:	Multiple areas of roof plumbing
Finding:	Water leak - External
Information:	Water leaks were found to be present to exterior plumbing work. Leaks are generally caused by deterioration of the plumbing elements over time, due to exposure to weather conditions, but may have also been caused by minor impact damage.

Such leaking creates damp conditions in the affected area, causing potential for water pooling and subsequent water damage if left unattended. These conditions may also attract termite attack, particularly if the area is subject to minimal levels of sun throughout daylight hours.

It is highly advised that a licensed plumber be appointed to rectify any water leaks that may be present. Areas of repair and replacement of plumbing fittings and fixtures may be required and, as such, a quotation should be sought.







### Finding 6.07

Building: Main Building  
 Location: Multiple areas  
 Finding: Overflow - Not plumbed for drainage  
 Information: The overflow is not plumbed or connected to suitable drainage, which can result in the surrounding area becoming excessively damp.

These damp conditions can lead to secondary defects such as rot, rust or corrosion of associated building elements, the formation of fungal decay, or even the creation of potential slip hazards. When coupled with poor site drainage, pooling of water may also attract termite activity to this area.

It is highly recommended that a licensed plumber be appointed to install adequate drainage to the overflow. These works will ensure that the area remains dry and free of any secondary defects.






### Finding 6.08

Building:	Main Building
Location:	Fencing & Landscaping
Finding:	Building materials in direct ground contact - conducive to termites
Information:	Where timber elements are in direct contact with the ground and consequently moisture or dampness they become conducive to termite activity. Whether timber is used as a building element part of a fencing structure or stored as an unused item they can provide an environment that is attractive to termite infestation.

When met with excessive moisture timber begins to decay and develop wood rot. Any timbers that are in direct contact with external grounds especially if left untreated or non-durable also provide ingress for subterranean termites into that particular element.

The removal of any such materials that may be conducive to termite activity should be removed as soon as possible to minimise the risk of termite attack.



**Finding 6.09**

Building: Main Building  
 Location:  
 Finding: Surrounding bushland - Conductive  
 Information: Home and or building is situated in a high risk area for termite activity, due to close proximity to surrounding bushland.



**Finding 6.10**

Building: Main Building  
 Location: Vegetation

Finding: Vegetation - Abutting property  
 Information: Vegetation against external wall may have an invasive root system. If there are weak points in the brick work or concrete slab, it is possible for the roots to gain entry into these areas. Once the roots have gained entry, it is possible for termites to gain concealed entry via these roots. It is recommended to remove the vegetation and root system where possible.



### Finding 6.11

Building: Main Building  
 Location: Garden beds  
 Finding: Garden Beds  
 Information: Garden beds were found to be evident in the garden area. These garden beds can include untreated timber, and with a combination of moisture from watering hosing can make conditions conducive to termite activity and termite ingress.



### Finding 6.12

Building: Main Building  
 Location: External tap  
 Finding: Tap - No drain  
 Information: The external tap in this area was noted to have no drain at the time of inspection.

This keeps the surrounding surfaces damp while using the tap, which becomes conducive to termite activity.

A licensed plumber must be appointed to ensure an appropriate drain is installed.



### Finding 6.13

Building:	Main Building
Location:	Ensuite
Finding:	Shower damp - Sealant and grout
Information:	Damp is evident to the lower 400mm of wall to the shower alcove. This defect is quite common, and is suspected to have been caused by moisture permeating or leaching through the grouting and sealant in this area, which shows evidence of deterioration. Leaking pipes within the wall is also a possible cause however this seems unlikely in this instance as there is no moisture build up around the taps or transferring to the other side of the wall. There appears to be no sealant around the tap spindles which may be a small contributing factor.

Damp (or structural damp) refers to the presence of unwanted moisture in the structure of a building, either as the result of intrusion from outside, or condensation from within the structure. In the shower area, internal water leaks, degraded materials or other sources of excessive moisture are generally the cause of damp.

Unmanaged damp in the shower recess is likely to facilitate the formation and development of mould and fungi growth, decaying associated building materials and compromising their structural integrity of associated elements. It is important to address damp conditions, as the World Health Organisation notes that excess moisture leads - on almost all indoor materials - to growth of microbes such as moulds, fungi and bacteria, which subsequently emit spores and other matter into the indoor air. Exposure to these contaminants is associated with a wide range of respiratory and other health-related problems. Damp conditions also create a conducive environment for termite infestation.

Consultation with a bathroom sealant specialist is advised immediately to identify the cause of damp and to perform remedial works as required.

Always ensure that sealant and grout is in good condition to prevent any moisture issues occurring in the future.



### **Evidence of fungal decay activity and/or damage**

No evidence was found

### **Evidence of wood borer activity and/or damage**

No evidence was found

## Section D Significant Items

### D4 Further Inspections

We advise that you seek additional specialist inspections from a qualified and, where appropriate, licensed

- Licensed Plumber specialising in Roof Plumbing
- Termite and Timber Pest Technician / Licensed Pest Controller

Jim's Building Inspections can put you in contact with qualified and licensed providers of these and other trades services. Please contact your inspector for recommendations, or visit [www.jims.net](http://www.jims.net).

### D5 Conclusion - Assessment of overall condition of property

- This is a visual report as per AS4349.1 & AS4349.3 and as per agreed pre-inspection agreement that you have received from us.

This summary must be read in conjunction with the defects list.

#### SAFETY HAZARDS

An electrical conduit was found to be missing, requiring urgent replacement by a licensed electrician.

#### MINOR DEFECTS

All minor defects may develop into safety hazards or major defects if they are not attended to. The following recommendations are highly advised immediately to avoid further damage or deterioration of building elements:

- Rectify defective roof flashing to the LHS gable
- Ensure wet area sealant and grouting is in serviceable condition

Repair of all other defects are recommended. If left unattended, secondary minor or major defects can ensue.

Please be aware that limitation's did affect the inspection and areas of low clearance and poor access meant a complete inspection of the roof space and subfloor was not possible and areas of stored items, insulation and garden vegetation meant some areas were obstructed.

It is strongly recommended that full access is gained as major defects and/or damage may be concealed.

Please read all the defects and recommendations carefully and read the report in its entirety.

## TIMBER PEST SUMMARY

The following items are highly recommended:

- A licensed termite specialist should be appointed for a further assessment based on AS3660.2.2000.
- Installation of a termite chemical barrier is highly recommended
- Address poor site drainage
- Lower raised ground levels where necessary and remove any bridging
- Connect overflow to storm water or away from the edge of the building
- Appropriately connect all downpipes to stormwater drainage
- Regular inspections every 6-months

Additional information:

- Trees within 50m of the house that are on other properties or common grounds were not inspected.

For further information, advice and clarification please contact Terry Masoudi \* on: 0420 990 777


### Section D Significant Items

The following items were noted as - For your information

#### Noted Item

Building: Main Building  
Location: All Areas  
Finding: Moisture metre  
Information: During the inspection the property was checked for moisture using a moisture metre.  
  
This is for information only.







### Noted Item

Building: Main Building  
 Location: All Wet Areas  
 Finding: Waterproofing  
 Information:

All taps, mixers and toilets were tested for operation, except for those obstructed. The waterproofing to the shower recess was assessed by checking the walls in and around the shower recess for varying moisture content. There were no significant variations across the tested areas. No sign of recent water damage was evident upon a visual inspection of the surrounding walls, where the visual nature of the inspection was possible.

Consequently, there is no conclusive evidence of any current shower recess leakage other than those which may have already been mentioned earlier in this report. It is reasonable to assume the shower waterproofing is sound. Note that if the shower is not used, or has not been used for some time, moisture readings would not vary significantly and this can lead to erroneous results. It is not possible under the visual inspection criteria (under which a prepurchase inspection is carried out) to categorically determine if there are leaks. If a more accurate assessment is required, a special purpose inspection should be requested. Alternatively, the assumption should be made that the shower may leak.





**Noted Item**

Building: Main Building  
Location: Roof Void  
Finding: Additional Photos  
Information:

Additional photos are provided for your general reference.



**Noted Item**

Building: Main Building  
Location: Roof Exterior  
Finding: Additional Photos  
Information:

Additional photos are provided for your general reference.





**Noted Item**

Building: Main Building  
 Location: Plumbing/electrical/gas/aircon/appliances/pool equipment/fire safety etc  
 Finding: Plumbing & Electrical  
 Information: Plumbing and electrical inspections including appliances are outside the scope of the building inspection and must be conducted by a Licensed and registered Trades person. It is highly recommended that the client makes immediate arrangements to have the gas appliances checked by a licensed gas plumber to ensure that the appliances are working safely and efficiently. We recommend all other installations be checked also. Whilst we note and comment of visually apparent defects that present during the building inspection, legislation requires the checking and documenting of compliance for plumbing and electrical requirements be done by licensed electrician and plumbers respectively to ensure they are functioning correctly.

**Noted Item**


Building: Main Building  
 Location: All Areas  
 Finding: Site drainage  
 Information: Unless mentioned as a defect further up this report, site drainage appears to be acceptable at the time of inspection, however, the site/yard should be monitored during heavy rain to determine whether the existing drains can cope. If it appears that

they cannot cope, then additional drains may be required. The general adequacy of site drainage is not included in the Standard Property Inspection Report. Comments on surface water drainage are limited as where there may have been either little or no rainfall for a period of time, surface water drainage may appear to be adequate during the inspection but then during periods of heavy rain, may be found to be inadequate. Any comments made in this section are relevant only in light of the conditions present at the time of inspection. It is recommended that a Smoke Test be obtained to determine any illegal connections, blocked or broken drains.

## Noted Item

Building: Main Building  
 Location: All Areas  
 Finding: Additional Photos - Obstructions and Limitations  
 Information:

These photographs are an indication of the obstructions and limitations which impeded full inspection of the property at the time of inspection. These obstructions can hide an array of defects and should be removed to allow full inspection to be carried out. A re-inspection is recommended once the areas are made accessible.





## Definitions to help you better understand this report

Access hole (cover)	An opening in flooring or ceiling or other parts of a structure (such as service hatch, removable panel) to allow for entry to carry out an inspection, maintenance or repair.
Accessible area	An area of the site where sufficient, safe and reasonable access is available to allow inspection within the scope of the inspection.
Appearance defect	Fault or deviation from the intended appearance of a building element.
Asbestos-Containing Material (ACM)	Asbestos-containing material (ACM) means any material or thing that, as part of its design, contains asbestos.
Building element	A portion of a building that, by itself or in combination with other such parts, fulfils a characteristic function. NOTE: For example supporting, enclosing, furnishing or servicing building space.
Client	The person or other entity for whom the inspection is being carried out.
Conditions Conducive to Termite Activity	Noticeable building deficiencies or environmental factors that may contribute to the presence of Termites.
Defect	Fault or deviation from the intended condition of a material, assembly, or component.
Detailed assessment	An assessment by an accredited sampler to determine the extent and magnitude of methamphetamine contamination in a property.
Inspection	Close and careful scrutiny of a building carried out without dismantling, in order to arrive at a reliable conclusion as to the condition of the building.
Inspector	Person or organisation responsible for carrying out the inspection.
Instrument Testing	Where appropriate the carrying out of Tests using the following techniques and instruments: (a) electronic moisture detecting meter - an instrument used for assessing the moisture content of building elements (b) stethoscope - an instrument used to hear sounds made by termites within building elements (c) probing - a technique where timber and other materials/areas are penetrated with a sharp instrument (e.g. bradawl or pocket knife), but does not include probing of decorative timbers or finishes, or the drilling of timber and trees and (d) sounding - a technique where timber is tapped with a solid object. (e) T3I - an instrument used to detect movement, moisture and changes in temperature within timber
Limitation	Any factor that prevents full or proper inspection of the building.
Major defect	A defect of sufficient magnitude where rectification has to be carried

	out in order to avoid unsafe conditions, loss of utility or further deterioration of the property.
Methamphetamine	An amphetamine-type stimulant that is highly addictive. Methamphetamine is a controlled substance, classified as a Class A (very high-risk) drug under the Misuse of Drug Act. This term is used as a grouping term to include all substances screened for, specifically: Ephedrine, Pseudoephedrine, Amphetamine, Methamphetamine, MDA and MDMA.
Methamphetamine contamination	A property or part of a property where the level of methamphetamine has been tested in accordance with this standard and found to exceed 0.5 micrograms/100 cm <sup>2</sup> (Residential) or 10 micrograms/100 cm <sup>2</sup> (Commercial).
Methamphetamine production/manufacture	The manufacture of methamphetamine, including processing, packaging, and storage of methamphetamine and associated chemicals.
Minor defect	A defect other than a major defect.
Roof space/Roof void	Space between the roof covering and the ceiling immediately below the roof covering.
Screening assessment	An assessment by a screening sampler to determine whether or not methamphetamine is present.
Serviceability defect	Fault or deviation from the intended serviceability performance of a building element.
Significant item	An item that is to be reported in accordance with the scope of the inspection.
Site	Allotment of land on which a building stands or is to be erected.
Structural defect	Fault or deviation from the intended structural performance of a building element.
Structural element	Physically distinguishable part of a structure. NOTE: For example wall, columns, beam, connection.
Subfloor space	Space between the underside of a suspended floor and the ground.
Subterranean Termite Management Proposal	A written proposal in accordance with Australian Standard AS 3660.2 to treat a known subterranean termite infestation and/or manage the risk of concealed subterranean termite access to buildings and structures.
Termites	Wood destroying insects belonging to the order 'Isoptera' which commonly attack seasoned timber.
Tests	Additional attention to the visual examination was given to those accessible areas which the consultant's experience has shown to be

particularly susceptible to attack by Termites. Instrument Testing of those areas and other visible accessible timbers/materials/areas showing evidence of attack was performed.

Timber Pest Activity	Tell-tale signs associated with 'active' (live) and/or 'inactive' (absence of live) Timber Pests at the time of inspection.
Timber Pest Attack	Timber Pest Activity and/or Timber Pest Damage.
Timber Pest Damage	Noticeable impairments to the integrity of timber and other susceptible materials resulting from an attack by Timber Pests.
Urgent and Serious Safety Hazards	Building elements or situations that present a current or immediate potential threat of injury or disease to persons.

## Terms on which this report was prepared

This report is based on the condition of the property at the time of inspection. We strongly recommend re-inspection 30 days after this report is issued as the general condition of the property is likely to have changed, including the extent of defects described and instance of potential undetected defects.

This report has been prepared in accordance with and subject to the pre-inspection agreement in place between the parties, which forms part of this Report.

*This Report is prepared for the client identified above and may not be relied on by any other person without our express permission or by the purchase of this Report on our website.*

SPECIAL ATTENTION SHOULD BE GIVEN TO THE SCOPE, LIMITATIONS AND EXCLUSIONS IN YOUR PRE-INSPECTION AGREEMENT AND THIS REPORT

Any of the exclusions or limitations identified for this Report may be the subject of a special-purpose inspection which we recommend being undertaken by an appropriately qualified inspector

### RELIANCE AND DISCLOSURE

This report has been prepared based on conditions at the time of the report.

We own the copyright in this report and may make it available to third parties.

If your Property is in the Australian Capital Territory, you acknowledge we will make certain information about this Report available to the ACT Government for inclusion in the building and pest inspections public register if required under the *Civil Law (Sale of Residential Property) Act 2003*. This will include the fact the report has been prepared, the Property street address, date of the inspection, the name of the person who prepared the report and (if applicable) the entity that employs them.

### UNDETECTED DEFECT RISK RATING

If this Report has identified a medium or high-risk rating for undetected defects, we strongly recommend a further inspection of areas that were inaccessible. This may include an invasive inspection that requires the removal or cutting of walls, floors or ceilings.

*If the Property has been vacant for a period of time, moisture levels or leaks may not be detectable at the time of the inspection because often only frequent use of water pipes (showers, taps etc) result in a leak being identifiable. We advise further testing on pipes and water susceptible areas (such as the bathroom and laundry) after more frequent use has occurred.*

### IMPORTANT SAFETY INFORMATION:

**This is not a report by a licensed plumber or electrician.** We recommend a special-purpose

report to detect substandard or illegal plumbing and electrical work at the Property

**This is not a smoke alarm report.** We recommend all existing detectors in the Property be tested and advice sought as to the suitability of number, placement and operation.

**This is not an asbestos report.** There are potential products in the Property containing asbestos that will not be identified in this report. In order to accurately identify asbestos, we recommend performing an asbestos inspection, particularly for buildings built prior to 1988.

**This is not a report on safety glass.** Glazing in older homes may not reflect current standards and may cause significant injury if damaged. Exercise caution around the glass in older homes.

**This is not a report on window opening restrictions.** We have not inspected window opening restrictors. Window openings in older buildings may not reflect current standards and can be a potential risk. Window opening restrictors are advised for all second story or above windows with sill heights below 900mm. Some states make this a mandatory requirement. Owners should enquire of their local and state requirements to ensure compliance.

**This is not a report on pool safety.** If a swimming pool is present it should be the subject to a special purpose pool inspection.

**External Timber Structures - Balcony and Decks.** It is strongly recommended that a Structural Engineer is required to assess distributed load capacity of external timber structures such as balconies and decks, alerting users of the load capacity. Regular maintenance and inspections by competent practitioners to assess the ongoing durability of exposed external timber structures are needed.

**This is not a Group Titled Property Report as per AS4349.2.** If you require a report for a Group Titled Property as per this standard, please seek a separate inspection for Group Titled Properties.

## MOISTURE

The identification of moisture, dampness or the evidence of water penetration is dependent on the weather conditions at the time an inspection. The absence of dampness identified in this Report does not necessarily mean the Property will not experience some damp problems in other weather conditions or that roofs, walls or wet areas are watertight.

Where the evidence of water penetration is identified we recommend detailed investigation of waterproofing in the surrounding area monitoring of the affected area over a period of time to fully detect and assess the cause of dampness.

## MAINTENANCE OF THE PROPERTY

This Report is not a warranty or an insurance policy against problems developing with the Property in the future. Accordingly, a preventative maintenance program should be implemented which includes systematic inspections, detection and prevention of issues. Please contact the inspector who carried out this inspection for further advice.

It is strongly advised that appropriate steps be taken to remove, rectify or monitor any evidence of

conditions conducive to timber pest activity. Undertaking thorough regular inspections at intervals not exceeding twelve months (or more frequent inspections where the risk of timber pest attack is high or the building type is susceptible to attack). To further reduce the risk of subterranean termite attack, implement a management program in accordance with Australian Standard AS3660. This may include the installation of a monitoring and/or baiting system, or chemical and/or physical barrier. However, AS3660 stresses that subterranean termites can bridge or breach barrier systems and inspection zones and those thorough regular inspections of the building are necessary.

### **NO CERTIFICATION**

- a) The Property has been compared to others of a similar age, construction type and method that had an acceptable level of basic maintenance completed.
- b) We don't advise you about title, ownership or other legal matters like easements, restrictions, covenants and planning laws. None of our inspections constitutes approval by a Building Surveyor, a certificate of occupancy or compliance with any law, regulation or standard, including any comment on whether the Property complies with current Australian Standards, Building Regulations or other legislative requirements.

### **RECTIFICATION COSTS**

We don't provide advice on the costs of rectification or repair unless specifically identified in the scope of the Report. Any cost advice provided verbally or in this report must be taken as of a general nature and is not to be relied on. Actual costs depend on the quality of materials, the standard of work, what price a contractor is prepared to do the work for and may be contingent on approvals, delays and unknown factors associated with third parties. No liability is accepted for costing advice.