



Building and Timber Pest Inspection Report

Inspection Date: Tue, 24 Mar 2026

Property Address: 17 Greendale Road, Wallacia NSW 2745



Contents

	The Parties
Section A	Results of inspection - summary
Section B	General
Section C	Accessibility
Section D	Significant Items
Section E	Additional comments
Section F	Annexures to this report

Definitions to help you better understand this report

Terms on which this report was prepared

Special conditions or instructions

If you have any queries with this report or require further information, please do not hesitate to contact the person who carried out the inspection.

This Report has been prepared in accordance with the pre-inspection agreement in place between the parties set out below, which set out the purpose and scope of the inspection, and the significant items that will be reported on. This Report reflects the opinion of the inspector based on the documents that have been provided. This Report should be read in its entirety and in the context of the agreed scope of Services. If there is a discrepancy between the summary findings and the body of the Report, the body of the Report will prevail. We recommend that you should promptly implement any recommendation or advice in this Report, including recommendations of further inspections by another specialist. If you have any queries with this Report or require further information, please do not hesitate to contact the person who carried out the inspection. This Report contains reference to material that is the copyright of Standards Australia reproduced under agreement with SAI Global to Jim's Building Inspections (Australia).

Original Inspection Date: Tue, 24 Mar 2026

The Parties

Name of the Client:

Name of the Principal(if Applicable):

Job Address: 17 Greendale Road, Wallacia NSW 2745

Client's Email Address:

Client's Phone Number:

Consultant: David Piva Ph: 0466 136 675
Email: David.piva@jimsbuildinginspections.com.au

2743C

Company Name: Jim's Building Inspections (Canada Bay)

Company Address and Postcode: Horsley Park 2175

Company Email: David.piva@jimsbuildinginspections.com.au

Company Contact Numbers: 0466 136 675

Special conditions or instructions

A report may be conditional on information provided by the person, agents or employees of the person requesting the report, apparent concealment of possible defects and a range of other factors

The following apply: Important Pre-Report Requirements

- The Pre-Inspection Agreement outlining the scope, limitations, and exclusions must be read and agreed to prior to reviewing the report.
- This report is valid only on the date of inspection. Any defects or issues arising afterward are not covered.
- The report is for the exclusive use of the named client. Third parties relying on this report do so entirely at their own risk.

Timber Pest Risk & Recommendations

- Immediate action is advised where timber pest activity or damage has been identified.
- Further investigation of all high-risk or inaccessible areas is strongly recommended.
- Consider implementing a termite management program in accordance with AS 3660, which may include:
 - Monitoring and baiting systems
 - Chemical and/or physical barriers
 - Regular termite inspections should be conducted at intervals not exceeding 12 months, or more frequently in high-risk areas.

General Risk Warning

- Due to:
 - Lack of a chemical termite management system,
 - Low clearance or restricted access to parts of the roof void,
 - And the number of limitations and obstructions listed,
 - There is a higher risk of undetected defects.
- A further invasive inspection is highly recommended once access is gained.

Termite Protection

- A post-construction chemical termite management system is highly recommended.
- Consult a qualified termite specialist for installation options, costs, and advice.
- Recommend obtaining records and maintenance history from the previous owner or strata manager.

Safety & Compliance

- Where Major defects and safety hazards are found should be addressed immediately.
- Other defects should be rectified promptly to avoid escalation.
- It is highly recommended that:
 - A licensed electrician reviews all electrical components.
 - A licensed plumber reviews plumbing systems and provides maintenance guidance.
- These reviews help ensure safe usage and longevity of essential systems and protect your investment.

Section A Results of Inspection - summary

A summary of your inspection is outlined below; please also refer to the Report.

	Found	Not Found
Safety Hazard	✓	
Major Defect		✓
Minor Defect	✓	
Live Timber Pest Activity		✓
Timber Pest Damage	✓	
Conditions Conducive to Timber Pest Activity	✓	
Evidence of fungal decay activity and/or damage	✓	
Evidence of wood borer activity and/or damage		✓
Evidence of a previous termite management program		✓

Overall Condition (Building)

In summary, the building, compared to others of similar age and construction is in fair condition with maintenance items required.

Overall Condition (Timber Pest)

In summary, the building, compared to others of similar age and construction is moderately susceptible to timber pests. A termite treatment is recommended.

Section B General

General description of the property

Building Type	Residential, Detached
Company or Strata title	No
Floor	Slab on ground
Furnished	Furnished
No. of bedrooms	4
Occupied	Occupied
Orientation	East
Other Building Elements	Fence - Brick, Fence - Post and Rail Construction, Garage, Shed
Other Timber Bldg Elements	Architraves, Door Frames, Doors, Internal Joinery, Skirting Boards
Roof	Pitched, Tiled
Storeys	Double
Walls	Full Brick
Weather	Overcast

Section C Accessibility

Areas Inspected

The following areas were inspected. As documented in your Pre-Inspection Agreement, obstructions and limitations to the accessible areas for inspection are to be expected in any inspection. Refer also to our listing of obstructions and limitations.

- Exterior
- Interior
- Fencing
- Landscaping Timbers
- Outbuildings
- Roof Exterior - Part
- Roof Void
- Wall Exterior

The inspection excludes areas which are affected by obstructions, where access is limited or unsafe. We do not move obstructions and defects, timber pest activity or conditions conducive to these may not be obvious unless they are removed.

Inaccessible Areas

The following areas were inaccessible:

- Areas of low roof pitch preventing full inspection.
- Exterior Roof Surface - Second Storey.
- Roof Exterior - Part
- Slab edge which would normally be exposed due to finished ground levels obscuring inspection.
- Wall exterior due to obstructions.

Any areas which are inaccessible at the time of inspection present a high risk for undetected defects and timber pest activity and conditions conducive to these. The client is advised to make inaccessible areas accessible wherever possible for re-inspection.

Obstructions and Limitations

Building defects, termite and timber pest activity as well as conditions conducive to both, may be

concealed by the following obstructions which prevented full inspection:

- Above safe working height
- Appliances and equipment
- Areas of low roof pitch preventing full inspection
- Ceiling linings
- External concrete or paving
- Fixed ceilings
- Fixed Furniture - Built-in Cabinetry
- Floor coverings
- Furniture
- Stored items
- Sarking
- Rugs
- Vegetation
- Wall linings

The presence of obstructions increases the risk of undetected building defects, timber pest activity and conditions conducive to these. The client should make arrangement to remove obstructions where ever possible and re-inspect these areas urgently.

Undetected defect risk (Building)

A risk rating is provided to help you understand the degree to which accessibility issues and the presence of obstructions have limited the scope of the inspection

The risk of undetected defects is: **Medium**

When the risk of undetected defects is medium or high we strongly recommend further inspection once access is provided or if the obstruction can be removed. Contact us for further advice.

Undetected defect risk (Timber Pest)

A risk rating is provided to help you understand the degree to which accessibility issues and the presence of obstructions have limited the scope of the inspection

The risk of undetected defects is: **High**

When the risk of undetected defects is medium or high we strongly recommend further inspection once access is provided or if the obstruction can be removed. Contact us for further advice.

Section D Significant Items

Safety Hazard

Finding 1.01

Building: Main Building
Location: Front Elevation
Finding: Electrical wires - No conduit.
Information: Observation

Exposed electrical wiring was identified at the time of inspection. The wiring was not adequately protected or enclosed within PVC conduit or an equivalent approved protective system.

Implication

Exposed or substandard electrical wiring presents a safety hazard. Wiring that is not suitably enclosed is susceptible to mechanical damage over time and increases the risk of electric shock, short-circuiting, or potential fire hazards. There is also a risk of inadvertent contact by occupants or persons accessing the area, which may result in injury. The condition does not align with accepted electrical safety standards and good trade practice.

Recommendation

It is strongly recommended that a suitably licensed electrician be engaged as a matter of urgency to further inspect the installation and carry out the necessary repairs. Works should include the installation of appropriate conduit or replacement of the wiring to ensure it is adequately protected, compliant, and safe for ongoing use. Further investigation may be required to confirm that no additional electrical defects are present.



Major Defect

No evidence was found

Minor Defect

Finding 3.01

Building: Main Building
 Location: Eaves - Front
 Finding: Eaves - Sagging.
 Information: Sagging Eaves – Maintenance Required

Observation:

- Sagging to the eaves was evident in this area at the time of inspection.

Implications:

- Eaves play a vital role in diverting water away from the building and shielding external walls and structural elements from excessive moisture exposure.
- Sagging may indicate moisture damage, structural fatigue, or failure of fixings, and if left unaddressed, can lead to water ingress, timber deterioration, or further deformation of the roofline.

Recommendation:

- Minor rectification works are recommended. A qualified carpenter or general handyman should be appointed to reinstate and secure the eaves to ensure proper function and alignment.
- Early maintenance will help prevent more costly repairs from developing over time.



Finding 3.02

Building: Main Building
Location: Exterior walls - right side
Finding: Minor Defect – Electrical Meter Box Sealing & Flashing
Information:

Observation:


At the time of inspection, sealant was noted to be missing along sections of the perimeter of the electrical meter box. In addition, the lead flashing installed above the meter box was observed to be severely cracked and deteriorated. These conditions were identified via visual inspection of accessible areas only.

Implication:

The absence of adequate sealing and the compromised condition of the flashing increase the likelihood of water ingress into and around the meter box enclosure. Over time, this may contribute to deterioration of surrounding materials, corrosion or damage to electrical components, and potential moisture-related issues within adjacent wall elements. While no active moisture ingress was confirmed at the time of inspection, the condition represents a maintenance-related defect that may worsen if left unaddressed.

Recommendation:

It is recommended that a suitably qualified tradesperson carry out repairs, including the application of appropriate flexible, weather-resistant sealant to the meter box perimeter and replacement or repair of the damaged lead flashing. Works should ensure the area is adequately sealed against moisture entry and remains durable for ongoing exposure. Further assessment by a licensed electrician may be considered if any concerns arise regarding the condition of internal electrical components.





Finding 3.03

Building: Yard
 Location: Fencing - Right
 Finding: Fencing – Fair Condition and Maintenance.
 Information: Findings:

- At the time of inspection, the timber fencing to the property was observed to be in a deteriorated condition.
- This deterioration is typical of fences of similar age and exposure, and is often caused by a combination of factors including:
 - Prolonged exposure to weather conditions (sun, rain, wind)
 - Timber rot, rusted fixings, and general wear and tear
- In some cases, poor installation or inadequate maintenance can also contribute to accelerated deterioration.

□

Implications:

- If left unattended, further deterioration and structural instability of the fencing is likely.
- Compromised fencing may affect property security, privacy, and aesthetic appeal.
- Based on visual assessment, repairs to several sections are likely necessary.

□

Recommendation:

It is recommended that the client engage a licensed fencing contractor to:


- Assess the full extent of damage and deterioration

- Provide advice on whether targeted repairs or complete replacement is more appropriate
- Undertake rectification works in accordance with local standards and property requirements

□

Conclusion:

The existing timber fencing shows clear signs of age-related deterioration. To prevent further damage and maintain property security and presentation, timely repair or replacement should be considered. The involvement of a qualified fencing contractor is advised to ensure appropriate and lasting outcomes.



Finding 3.04

Building:	Yard
Location:	Exterior - left side
Finding:	Minor Defect – Uneven External Paving.
Information:	Observation:


Sections of the external paved areas were observed to be uneven, with noticeable height variations between adjoining pavers. This condition is consistent with possible substandard installation, minor ground movement, or settlement of the underlying base. Assessment was limited to visual inspection of accessible areas only.

Implication:

Uneven paving presents a trip hazard, particularly in commonly used pedestrian areas and during low visibility or wet conditions. In addition, irregular surface levels may adversely affect drainage, allowing water to pond or track toward the dwelling, which may contribute to moisture-related issues and ongoing surface deterioration if not addressed.

Recommendation:

It is recommended that the affected areas be rectified by a suitably qualified paving contractor. Works should include lifting and re-laying the pavers, with attention to proper base preparation, compaction, and grading to achieve a level, stable surface with adequate drainage. Prompt maintenance is advised to reduce safety risks and prevent further deterioration.



Finding 3.05

Building:	Yard
Location:	Exterior - rear
Finding:	Roof Plumbing – Blocked Gutters and Downpipes.
Information:	Observation

Roof plumbing elements, including the guttering and downpipe systems, were observed to contain accumulated debris at the time of inspection. These components are designed to maintain continuous and unobstructed water flow from the roof to the stormwater discharge system. Any obstruction in these systems compromises their intended performance.

Implications

Blockages in gutters and downpipes create several significant risks:


- **Water Pooling and Overflow:** Debris prevents effective water discharge, resulting in water pooling within the gutters. This can force water to overflow the gutter edges, potentially flooding eaves, external walls, and adjacent structural elements.
- **Elevated Moisture Levels:** Prolonged pooling of water increases moisture levels in surrounding building components. Excess moisture accelerates the deterioration of metal components through rust and corrosion and contributes to the decay of timber elements.
- **Termite and Timber Pest Risk:** Damp conditions are a known attractant for termites

and other timber pests. Blocked gutters can inadvertently create moisture-rich environments conducive to pest activity and subsequent structural damage.

Failure to address these issues promptly may result in secondary and potentially costly defects to roof framing, soffits, cladding, and internal finishes.

Recommendations

- All debris should be removed from gutters and downpipes immediately to restore proper drainage performance.
- Homeowners or a suitably competent handyperson may carry out basic cleaning works as an interim measure.
- A licensed plumber should be engaged to undertake a full assessment of the roof plumbing system, confirm whether any components have been damaged due to sustained moisture exposure, and provide recommendations for required remedial works.
- Where gutter guard is installed, a routine maintenance program should be implemented to ensure debris does not accumulate and impede the system's operation.



Finding 3.06

Building: Yard
Location: Exterior - rear
Finding: Defect – Deteriorated Children’s Playhouse (External Structure)
Information:

Observation:

A children’s playhouse located on the property was observed to be in a poor and significantly deteriorated condition at the time of inspection. Extensive timber decay was evident to structural and non-structural elements, including framing and cladding components. The structure appeared weathered, unstable, and not maintained. This assessment was based on a visual inspection only and no invasive testing was carried out.

Implication:

The advanced level of timber decay compromises the structural integrity of the playhouse, rendering it unsafe for use. There is an increased risk of collapse, splintering, or failure of components, which presents a safety hazard, particularly for children. In addition, decaying timber can create conditions conducive to timber pest activity, including termites, and may increase the likelihood of attracting such pests to the surrounding area or dwelling.

Recommendation:

It is recommended that the playhouse be decommissioned and removed from the site. Removal should be carried out in a safe manner, and all associated debris disposed of appropriately. Following removal, consideration may be given to inspecting the surrounding area for any signs of timber pest activity.





Finding 3.07

Building:	Shed
Location:	Bedroom > Ground Level
Finding:	Minor Defect – Ceiling Water Staining
Information:	Observation:

Water staining was noted to ceiling linings within the inspected area(s) at the time of inspection. The staining presented as discoloured and patchy areas, consistent with previous moisture ingress. Inspection of the adjacent void via with the access hatch did not reveal any active leaks at the time of assessment. Plumbing drainage pipes servicing the upstairs bathroom are located in this vicinity and appear to have been the likely source of a past leak; these were observed to be dry at the time of inspection. This assessment was based on a visual inspection only.

Implication:


Ceiling staining typically indicates prior moisture exposure and may be associated with plumbing failures. Although no active moisture was detected at the time of inspection, previous water ingress can contribute to deterioration of building materials, including corrosion of metal components, timber degradation, and damage to ceiling linings and finishes. There is also potential for mould development where moisture has been present. If the source of the leak has not been fully rectified, there remains a risk of recurrence and further damage.

Recommendation:

Where the staining appears dry and no active leak is evident, repairs to the affected ceiling surfaces, including patching and repainting, may be undertaken at the client's discretion once it has been confirmed that the source of the moisture ingress has been adequately rectified. Should any signs of ongoing or recurring moisture become evident, it is recommended that a suitably qualified plumber be engaged to investigate and address the source of the leak.

Important Note:

This inspection is limited to a visual, non-invasive assessment at a single point in time. It is not possible to conclusively determine whether the staining is historical or indicative of an intermittent issue. Further investigation may be required to confirm the condition and ensure no concealed defects are present.



Finding 3.08

Building:	Shed
Location:	Roof Exterior
Finding:	Roof Plumbing – Blocked Gutters and Downpipes.
Information:	Observation

Roof plumbing elements, including the guttering and downpipe systems, were observed to contain accumulated debris at the time of inspection. These components are designed to maintain continuous and unobstructed water flow from the roof to the stormwater discharge system. Any obstruction in these systems compromises their intended performance.

Implications

Blockages in gutters and downpipes create several significant risks:

- Water Pooling and Overflow: Debris prevents effective water discharge, resulting in water pooling within the gutters. This can force water to overflow the gutter edges,

potentially flooding eaves, external walls, and adjacent structural elements.

- Elevated Moisture Levels: Prolonged pooling of water increases moisture levels in surrounding building components. Excess moisture accelerates the deterioration of metal components through rust and corrosion and contributes to the decay of timber elements.

Failure to address these issues promptly may result in secondary and potentially costly defects to roof framing, soffits, cladding, and internal finishes.

Recommendations

- All debris should be removed from gutters and downpipes immediately to restore proper drainage performance.
- Homeowners or a suitably competent handyperson may carry out basic cleaning works as an interim measure.
- A licensed plumber should be engaged to undertake a full assessment of the roof plumbing system, confirm whether any components have been damaged due to sustained moisture exposure, and provide recommendations for required remedial works.
- Where gutter guard is installed, a routine maintenance program should be implemented to ensure debris does not accumulate and impede the system's operation.





Finding 3.09

Building: Yard
 Location: Exterior - rear
 Finding: Defect – Below Average Site Drainage
 Information:

Observation:

Site drainage in the inspected areas appears to be below average, with no surface drains observed at the time of inspection. Ground surfaces and paved areas adjacent to the building do not appear to be adequately graded to facilitate effective surface water runoff.

□

Limitations:

- The general adequacy of site drainage is not fully assessed under the scope of a Standard Property Inspection Report.
- Observations are based solely on conditions present at the time of inspection.
- In dry conditions, drainage issues may not be visible, but may become apparent during periods of heavy or sustained rainfall.

□

Observations & Risks:

- Water should not be allowed to accumulate against the base of external walls or around the perimeter of the dwelling.
- Prolonged moisture exposure can contribute to:
 - Dampness and structural deterioration
 - Movement of footings or erosion of subsoils

- Conditions that are conducive to timber pest activity, including termites, which are attracted to moist environments
- Best practice site drainage includes:
 - Paved surfaces falling away from the building by at least 25mm over the first metre
 - Bare ground sloping away by at least 50mm over the first metre



Failure to meet these minimum drainage falls increases the risk of water ingress, foundation issues, and secondary building defects.

□

Recommendation:

- A licensed plumber and/or landscaping contractor should be engaged to:
 - Evaluate the current site grading and surface runoff conditions
 - Install or upgrade surface water drainage (e.g. strip drains, spoon drains, grated channels) as required
 - Improve grading around the building to ensure water flows away from the structure

Addressing these issues proactively will assist in protecting the structural integrity of the building, while also reducing environmental conditions favourable to termite activity.



Live Timber Pest Activity

No evidence was found

Timber Pest Damage

Finding 5.01

Building:	Main Building
Location:	All Areas
Finding:	Timber Pest Activity – Termite Workings (External Landscaping Timbers)..
Information:	Observation:

Visible evidence of termite workings was identified in the landscaping timbers at the time of inspection. The workings appeared inactive, with no live termites observed during the inspection. Evidence included typical indicators such as mudding and timber damage. This assessment was based on a visual, non-invasive inspection only.

Implication:

Inactive termite workings indicate that termite activity has occurred previously; however, this does not confirm that the risk has been eliminated. Termites may still be active in the surrounding area or within concealed sections of the property. There remains a risk of re-infestation or ongoing concealed activity, which may result in further timber damage if not appropriately managed. It is not possible to conclusively determine the current status of termite activity without further invasive investigation and ongoing monitoring.

Recommendation:

It is recommended that the affected landscaping timbers be removed and disposed of to eliminate a potential source of attraction and harbourage for termites. The client should also seek clarification from the current owner regarding any previous termite treatments or management measures undertaken.

A comprehensive timber pest inspection by a licensed pest control specialist is strongly recommended, along with the implementation of a regular inspection and maintenance program to monitor and manage future risk.





Conditions Conducive to Timber Pest Activity

Finding 6.01

Building:	Main Building
Location:	Exterior walls
Finding:	Plumbing and/or yard drainage - Conducive conditions..
Information:	Observation: Drainage Issues Around Property

Areas of the property—both around the perimeter and within the external yard—were noted to have drainage problems, resulting in water pooling, ponding, or stagnation. These conditions are considered highly conducive to timber pest activity.

□

Timber Pest Risk Assessment:

- **Termite Attraction:** Excessive moisture around or beneath the structure creates an environment favourable to termite foraging and colonisation.
- **Fungal Decay:** Prolonged dampness also promotes fungal growth and wood decay, which can compromise structural timbers.
- **Underlying Causes:** Such moisture issues are typically associated with plumbing defects (e.g. leaking pipes, overflows) or landscaping problems (e.g. poor site drainage, negative grading).

□

Recommendation:

It is important that appropriate drainage improvements be undertaken to prevent moisture build-up around the building. This may include plumbing repairs, grading adjustments, or installation of drainage systems.

□

Related Building Defects:

Please refer to the following defect(s) noted in the Building Section of this report for further detail and specific recommendations:

- Roof Plumbing – Blocked Gutters and Downpipes.
- Defect – Below Average Site Drainage

Finding 6.02

Building: Main Building
 Location: Exterior walls - rear
 Finding: Overflow Management – Risk of Termite Activity..
 Information: Observation: Water Pooling from HWS and Air Conditioning Overflows

Water discharge from the Hot Water System (HWS) pressure relief valve and air conditioning unit overflows was observed discharging close to the base of the structure, contributing to water pooling around the building perimeter.

□

Timber Pest Risk Assessment:

Persistent moisture near the foundation or subfloor area significantly increases the likelihood of termite activity. Termites are highly attracted to damp environments, and stagnant water near structural elements provides ideal conditions for foraging and infestation.

- Moisture Conducive to Infestation: Termites require moisture for survival, and pooled water can soften timber materials, making them more accessible.
- Structural Risk: Prolonged dampness may also contribute to timber decay, further increasing vulnerability.

□

Recommendation:

It is highly recommended that all overflows from the HWS and air conditioning units be redirected away from the building, preferably via fixed drainage or extension piping, to prevent water accumulation near the structure.

These minor corrective works should be undertaken promptly to minimise the risk of both termite ingress and potential structural damage due to ongoing moisture exposure.



Evidence of fungal decay activity and/or damage

Finding 7.01

Building:	Yard
Location:	Fencing - Right & Playhouse
Finding:	Fungal Decay (Wood Rot) – Conducive Conditions for Timber Pests..
Information:	Findings:

- Fungal decay, commonly referred to as wood rot, occurs when timber and other cellulose-based materials are exposed to ongoing damp or humid conditions.
- Affected materials may include building elements, landscaping timbers, or externally stored timber.

□

Implications:

- Wood rot not only compromises the structural integrity of affected timbers but also creates ideal conditions for termite activity and other timber pests.
- Damp and decaying timber is particularly attractive to subterranean termites, which prefer moist environments and can use rotting timber as a bridge into the structure.

□

Recommendations:

- Prompt removal of decayed or untreated timber is recommended to eliminate conducive conditions.
- Where necessary, replace susceptible materials with non-susceptible or treated timber suitable for external use.

□

Note: Regular maintenance and replacement of deteriorating external timber is essential in reducing the risk of termite activity and ensuring long-term structural durability.



Evidence of wood borer activity and/or damage

No evidence was found

Section D Significant Items

D4 Further Inspections

We advise that you seek additional specialist inspections from a qualified and, where appropriate, licensed

- As identified in summary and defect statements
- Licensed Plumber
- Registered Roofing Contractor
- Termite and Timber Pest Technician / Licensed Pest Controller

Jim's Building Inspections can put you in contact with qualified and licensed providers of these and other trades services. Please contact your inspector for recommendations, or visit www.jims.net.

D5 Conclusion - Assessment of overall condition of property

- BUILDING AND PEST SUMMARY

Overall Property Condition

The dwelling was considered to be in average condition relative to others of similar age and construction that have been adequately maintained. No major structural defects were identified during the inspection. Safety hazard, minor defects, maintenance items, and timber pest risks were noted.

□

MAJOR DEFECTS

- None identified at the time of inspection.

□

SAFETY HAZARDS

- Exposed electrical wiring was observed and was not enclosed within appropriate protective conduit. This condition presents a significant safety hazard, increasing the risk of electric shock, mechanical damage, and potential fire.

Assessment and rectification by a licensed electrician is recommended to ensure the wiring is properly protected, compliant, and safe, with further investigation undertaken as required.

□

BUILDING REPORT SUMMARY

Yard / Drainage

- Site drainage appeared below average on the day of inspection..
- Some low-lying areas should be monitored during periods of heavy rain to ensure water does not pond near the building perimeter.
- Recommend landscaping adjustments and/or installing drainage to divert water away from the building perimeter.
- General drainage adequacy is outside the scope of this inspection. A smoke test is advised to assess for illegal or damaged connections
- Monitoring during and after rainfall is essential to evaluate effectiveness of any rectifications.

Roof Plumbing

- Gutters and downpipes were in average condition
- Leaks and blockages were noted to the rear lower gutter.

Recommended actions:

- Clean gutters and remove debris.
- Roof drainage compliance is outside the inspection scope — further advice should be sought from a licensed roof plumber.

Roof Exterior

- The roof appeared to be in average condition overall, with no major visible defects from ladder-accessible areas.
- Roof not fully accessible due to height limitations
- Due to limitations a closer inspection is recommended by a roofing contractor to assess minor tile deterioration or hidden defects and confirm condition.

External Walls

- External masonry walls appeared generally sound.
- No discernible or significant structural cracking observed.
- Signs of moisture to lower brickwork were noted, indicators of substandard site drainage.

Building Perimeter

- Ensure that surface water drains away from the building at all times.
- Garden beds and vegetation should be cleared from direct contact with external walls to reduce moisture retention and limit pest access.

Hot Water System (HWS), Taps, and Plumbing

- HWS appeared serviceable
- Taps and fixtures were operational; water pressure was consistent but not tested under full operating conditions.
- No significant leaks or water hammer noted.
- Recommend further testing after regular usage resumes.
- Further plumbing assessment advised, especially after periods of vacancy or infrequent use.

Interior Linings

- Ceilings were generally in average condition with minor wear and tear.
- No evidence of active ceiling leaks or water damage observed at the time of inspection.

The client should be aware that changes can occur after the inspection, and ongoing monitoring is recommended.

Windows & Doors

- All accessible windows and doors were operational.
- Minor adjustment or servicing is recommended to improve function and prevent wear.

Bathroom

- Overall condition average
- Monitoring after more frequent use is advised, and further invasive inspection may be warranted if leaks recur.
- Recommend sealing tiles and grout to prevent moisture ingress.
- No signs of active leaks; waterproofing assumed intact based on visual cues. Invasive inspection required for confirmation.

Kitchen

- The kitchen was in average condition overall with no major visible defects.
- Recommend appliance testing by a licensed technician (outside scope of this report).

Plumbing, Leaks & Waterproofing (Limitations)

- This visual, non-invasive inspection cannot confirm the presence of leaks or the condition of waterproofing in wet areas.
- Water pressure and tapware condition were not fully assessed.
- A licensed plumber is required to provide an accurate assessment.

□

TIMBER PEST REPORT SUMMARY

Termite Activity

- No visible evidence of Live active termites at the time of inspection.
- Termite workings (e.g. mud packing) were observed on the side left/front of the property. Further investigation recommended.

Timber Decay

- Wood rot was observed in the fencing, playhouse and landscaping timbers.
- Continued exposure to moisture could worsen the decay and increase pest risk.
- All affected timbers should be removed and replaced with treated or non-susceptible materials.
- Wood Rot is conducive to termite activity and should be addressed urgently by removing and replacing affected timbers with treated or non-susceptible materials.

Moisture Conditions

- No elevated moisture detected in wet areas, including behind showers, at the time of inspection using a Tramex Moisture Encounter Plus.

Termite Management System

- No durable notice or record of an existing termite management system was found.
- The client should seek further information from the vendor or arrange for a professional termite barrier or treatment system to be installed.
- Recommend obtaining documentation and maintenance history from the previous owner or pest controller.

□

KEY RECOMMENDATIONS

- Attend to any Safety Hazards immediately and Major Defects as soon as possible found in this report
- Defects found should be rectified promptly to avoid escalation.
- Consider obtaining documentation for termite management system.
- Consider installing a termite management system.
- Engage a roofer for closer inspection of roof tile condition.
- Schedule annual pest inspections in accordance with AS 3660.2 for ongoing risk management.

For further information, advice and clarification please contact David Piva on: 0466 136 675

Section D Significant Items

The following items were noted as - For your information

Noted Item

Building:	Main Building
Location:	Perimeter Slab Edge
Finding:	Slab Edge Inspection Zone – Not Maintained..
Information:	Observation:

An inspection zone of at least 75mm should be maintained between the bottom course of brickwork and any adjoining surface (e.g., paving, soil, turf, or concrete) to allow for visual detection of termite activity. This area, known as the exposed slab edge, is a critical part of termite management and monitoring.

Risk:

If the slab edge is concealed by render, landscaping, cladding, soil, or other obstructions, termites may gain undetected access to the structure. Without a clear inspection zone, there is a high risk of concealed termite entry, particularly where no physical or chemical barrier can be confirmed.

Additional Note:

In some cases, determining the type of slab construction (e.g., waffle pod, conventional) may require review of original building plans or advice from a qualified builder or architect.

Recommendation:

- Ensure that the slab edge is kept fully exposed around the perimeter of the building.
- Remove any obstructions such as soil, mulch, paving, or cladding that may hinder visibility.
- Where the slab edge cannot be fully exposed, it is strongly recommended that timber pest inspections be carried out every 6 to 12 months to monitor for termite activity and minimise risk to the structure.

Noted Item

Building:	Main Building
Location:	All Areas
Finding:	Evidence of live termite activity was not visible at the time of the inspection..
Information:	Termite Activity – Important Advisory

Although no visible evidence of live termite activity was found at the time of this inspection, it is important to understand that early-stage termite attacks often show no visible signs. Termite activity can remain concealed within walls, floors, or other inaccessible areas, and evidence may only become apparent after significant damage has occurred.

□

Limitations of the Inspection:

This inspection report reflects the conditions present on the day of inspection only. As such, it cannot guarantee the absence of termite activity, particularly in concealed or inaccessible areas.

□

Recommendation:

If any new evidence of termite workings, mud leads, or timber damage is discovered before the next scheduled inspection, you should immediately contact a licensed pest management professional for further assessment and treatment if required.

□

Note: Regular inspections (at least annually) are essential for the early detection of termite activity and to reduce the risk of serious structural damage.

Noted Item

Building:	Main Building
Location:	All Areas
Finding:	Evidence of chemical delignification was not visible at the time of inspection..
Information:	Overview:

Chemical delignification (wood defibrillation) is the chemical breakdown of lignin, causing wood fibers to deteriorate. It typically affects roof battens and other exposed structural timbers.

Causes:

Occurs mainly in marine or chemically reactive environments due to exposure to airborne salts, corrosive gases, or industrial pollutants.

Consequences:

Reduces timber strength and integrity, potentially leading to roof structure failure if untreated.

Inspection Findings:

No signs of chemical delignification observed during inspection.

Noted Item

Building: Main Building
 Location: All Areas
 Finding: Wood borer activity - not identified..
 Information: Wood Borer Activity

No evidence of active wood borer was observed in accessible areas. Some timber elements were obstructed or inaccessible, so concealed activity cannot be fully excluded. Wood-borer-related damage typically presents as fine powder (frass), small round exit holes, or weakened timber surfaces.

Recommendation

Clear obstructed areas for further inspection where possible and maintain annual pest inspections in line with AS 4349.3. If any signs of frass, exit holes, or timber deterioration appear, obtain further assessment from a licensed pest technician.

Noted Item

Building: Main Building
 Location: All Areas
 Finding: Termite Management System - Missing Durable Notice..
 Information: Observation: Missing Durable Notice for Termite Management System

At the time of inspection, no durable notice or sticker was found within the switchboard unit or other accessible areas to indicate the presence or type of termite management system currently installed.

□

Recommendation:

It is strongly recommended that a durable notice be affixed within the main electrical switchboard or another prominent location (e.g. meter box or inside garage) to clearly identify:

- The type of termite management system installed (e.g. chemical barrier, physical barrier, reticulation system, baiting system)
- The installation date
- The installer's contact information

- Ongoing maintenance or inspection requirements
- If no reliable information can be obtained, or if the existing system is found to be outdated or non-functional, it is recommended that a new termite management system be installed by a licensed pest control professional.

The client should also consult the current homeowner or builder for any documentation or warranties related to an existing termite management system.

□

Summary:

A termite management system is a critical component in protecting a property from termite attack. These systems may include a combination of:

- Physical barriers
- Chemical soil treatments
- Reticulation or baiting systems
- Regular inspections

Proper maintenance and documentation are essential to ensure continued protection. Without a visible durable notice, there is no clear indication of what system (if any) is in place, which may limit the effectiveness of future termite inspections and hinder warranty claims.



Noted Item

Building:	Main Building
Location:	All Areas
Finding:	Proposal for Termite Risk Management – AS 3660.2 Compliance..
Information:	Recommendation:

A termite management proposal, in accordance with Australian Standard AS 3660.2, is strongly recommended to assist in the prevention of future subterranean termite access to buildings and associated structures.

This recommendation applies particularly to properties where conditions conducive to termite or timber pest activity have been identified—such as excess moisture, poor ventilation, timber in ground contact, or drainage deficiencies.

□

Rationale:

- Prevention is significantly more effective and less costly than managing an active termite infestation.
- Properties with known risk factors are more likely to experience termite attack unless proactive management measures are implemented.

□

Preventative Measures May Include:

- Post-construction chemical termite barrier installation by a licensed pest management professional.
- Improving site drainage and reducing excess moisture in high-risk areas such as subfloors and building perimeters.
- Regular inspections as outlined under AS 3660.2 for ongoing monitoring.

□

Note: It is essential that any termite management system implemented is accompanied by a durable notice as per AS 3660.2, and that inspections are carried out at least annually by a qualified professional.

Noted Item

Building: Main Building
 Location: Yard - External Areas
 Finding: Site/Yard Drainage - Surface Water.
 Information: Site Drainage:

- Condition at the Time of Inspection: Site drainage appeared to be average during the inspection, with minor concerns noted on the left side of the house.
- Ongoing Monitoring: It is recommended that the site and yard be monitored during heavy rainfall to assess whether it may be necessary to install additional drains to

prevent water pooling around the structure.

- **Limitations of Inspection:** The general adequacy of site drainage is outside the scope of the Standard Property Inspection Report. During dry periods or when there has been little rainfall, surface water drainage may appear satisfactory. However, it could prove inadequate during heavy rains. Therefore, comments on surface water drainage should be interpreted with caution, as they are relevant only in light of the conditions at the time of inspection.
- **Recommendation for Smoke Test:** A Smoke Test is recommended to detect illegal connections, blocked, or broken drains. This test will help identify any drainage issues that could cause water flow problems in the future.

Noted Item

Building:	Main Building
Location:	Roof Void
Finding:	Roof Void Assessment
Information:	Access & Limitations

The roof void was accessible at the time of inspection via a single entry point. Access within the space was restricted in areas due to low clearance and the presence of timber sheets placed across ceiling joists, which limited safe movement and visibility. The inspection was confined to accessible and safely reachable areas only. Obstructed or concealed sections were not inspected, and conditions in these areas cannot be confirmed.

Roof Structure & Framing

The visible roof framing timbers were inspected and appeared to be in sound condition at the time of assessment. No obvious signs of structural distress such as significant sagging, deflection, or damaged members were observed within the accessible areas. This assessment is limited to exposed elements only, and concealed defects or prior alterations cannot be ruled out.

Roof Cover Support (Tile Battens)

Tile battens were not visible due to the presence of sarking beneath the roof covering. As a result, their condition, spacing, and adequacy of fixing could not be assessed. No comment can be made regarding the condition of these elements.

Insulation

No insulation was observed within the roof void at the time of inspection. The absence of insulation may impact the thermal efficiency and energy performance of the dwelling. It is noted that insulation may be present in inaccessible or concealed areas;

however, this could not be verified.

Roof Sarking

Roof sarking was observed and appeared to be installed beneath the roof covering. Sarking can assist in moisture control and secondary weatherproofing; however, due to limited visibility, its continuity and condition across all areas could not be fully confirmed.

Moisture & Water Entry

No visible signs of active leaks, dampness, or water staining were observed within the accessible areas at the time of inspection. This assessment represents conditions at the time of inspection only, and intermittent or weather-dependent leaks may not be evident.

Electrical & Services

Electrical wiring and services within the roof void were not assessed as part of this inspection and are outside the scope of a standard pre-purchase building inspection. A licensed electrician should be engaged for a comprehensive evaluation if required.

Timber Pest Evidence

No visible evidence of active timber pest activity or damage was observed within the accessible areas at the time of inspection. This inspection is not a substitute for a dedicated timber pest inspection, and concealed activity cannot be ruled out.

General Condition

Overall, the roof void appeared to be in satisfactory condition based on a limited visual inspection of accessible areas. No significant defects were identified; however, limitations to access and visibility should be taken into consideration.

Additional Information

Photographs were taken for reference. Conditions within the roof void may vary depending on weather conditions, occupancy, and seasonal changes. This inspection is non-invasive and limited to visible and accessible areas only. No further specialist assessment is considered necessary at this stage unless future concerns arise.

Inspector's Comments:

The roof void was generally found to be in sound condition within the areas inspected. Notwithstanding this, restricted access and obstructions limited the scope of inspection, and concealed defects may exist that were not identifiable at the time of assessment.



Noted Item

Building: Main Building
 Location: Kitchen
 Finding: Kitchen Sink – Overall Condition & Recommendations.
 Information: Observations:

- The kitchen sink tap(s) were water tested at the time of inspection, with no evidence of leaks or blockages observed in the visible plumbing or drainage.
- No significant water damage was observed to the cabinetry/unit, however, minor water damage was noted, which may be indicative of past moisture exposure.
- Stored items under the sink obstructed access, limiting a full inspection of the plumbing and internal cabinetry.

□

Recommendations:

- Further monitoring and testing are recommended once the tap(s) are in constant use, to identify any drainage issues or signs of slow leaks not evident during the limited inspection.
- For long-term property care, it is advised that sealant and grouting in water-exposed areas be regularly inspected and maintained.
- It is recommended that the stored items beneath the sink be removed to allow for a full re-inspection of the plumbing and cabinetry, ensuring no concealed defects are present.



Noted Item

Building: Main Building
 Location: Laundry
 Finding: Laundry - Taps/Plumbing/Drainage.
 Information: Observation: Laundry Tub – Taps, Plumbing, and Cabinetry

- The taps to the laundry tub were water tested and inspected, with no evidence of plumbing or drainage leaks observed at the time of inspection.
- No visible signs of water damage, rust, or corrosion were noted to the cabinetry or surrounding unit during the inspection.

□

SHOWER:

- Water appeared to flow freely towards the floor waste during testing of the shower taps. However, further monitoring is required after regular use to determine whether water pooling or retention occurs.
- Flood testing of the shower recess is recommended. This may reveal inadequacies in the waterproofing, which could lead to water damage in surrounding areas.
- Floor waste was found to be clear and free of blockages at the time of inspection. Further monitoring is advised after consistent use to identify any drainage issues or buildup requiring cleaning.
- No elevated moisture readings were detected around the tap fittings, suggesting no active plumbing leaks at the time of inspection.
- Elevated moisture readings were found in the lower shower walls, which is a common occurrence with certain tile types that naturally absorb more moisture. This should be monitored over time.
- Sealing of grout and tiles is recommended to prevent moisture buildup and mould growth in damp areas such as showers.
- The condition of grout appeared to be serviceable, with some areas potentially requiring maintenance or replacement.

Toilet:

- No leaks were observed during the flushing process.
- The toilet operated normally with no signs of malfunction or abnormal water flow.
- The toilet pan was securely fixed to the floor at the time of inspection.

The door to the laundry has deteriorated at the bottom edge due to neglect and possible animal damage.

Recommendations:

- Further monitoring or testing is recommended once the taps are placed into regular use, to ensure no leaks develop over time and that the drainage system continues to

perform adequately.

- Sealant and grouting in wet areas should be maintained as part of the long-term care and upkeep of the property.





Noted Item

Building: Main Building
 Location: Bathroom
 Finding: Wet Areas - Bathroom(s) - Overall Condition & Recommendations.
 Information: Overall Condition & Recommendations

□

SHOWER:

- Water appeared to flow freely towards the floor waste during testing of the shower taps. However, further monitoring is required after regular use to determine whether water pooling or retention occurs.
- Flood testing of the shower recess is recommended. This may reveal inadequacies in the waterproofing or shower screens, which could lead to water damage in surrounding areas.
- Floor waste was found to be clear and free of blockages at the time of inspection. Further monitoring is advised after consistent use to identify any drainage issues or buildup requiring cleaning.
- No elevated moisture readings were detected around the tap fittings or behind the shower walls (as viewed from adjacent rooms), suggesting no active plumbing leaks at

the time of inspection.

- Minor elevated moisture readings were found in the lower shower walls, which is a common occurrence with certain tile types that naturally absorb more moisture. This should be monitored over time.
- Sealing of grout and tiles is recommended to prevent moisture buildup and mould growth in damp areas such as showers.
- The condition of grout is average and the sealant appeared to be good.
- The exhaust fan appeared to be operational, which supports moisture control in the bathroom.

□

VANITY UNIT:

- Basin(s) were water tested and inspected, with no leaks or blockages identified in the plumbing or drainage system at the time of inspection.
- Further monitoring is recommended after the basin(s) are placed under regular use to confirm ongoing performance and cleanliness.
- Minor water damage was observed to the vanity cabinetry at the time of inspection.
- Stored items inside the vanity obstructed full visibility during the inspection. It is advised that the area be re-inspected once all obstructions are removed.
- Rust or corrosion was noted to the metal door frame, no moisture readings were found adjacent. Further monitoring recommended.

□

IMPORTANT NOTE:

It is not possible under the visual inspection criteria of a standard pre-purchase report to categorically determine if leaks are present. If a more detailed or accurate assessment is required, a special-purpose inspection should be undertaken.

Alternatively, the assumption should be made that leakage may occur, particularly where historical or environmental conditions are conducive. The visual nature of this inspection cannot detect issues concealed behind wall/floor linings or cabinetry, and invasive investigation may be necessary to confirm the true condition of adjacent or hidden structures.





Noted Item

Building: Main Building
Location: Toilet (WC)
Finding: Overall Condition: Toilet.
Information: TOILET ASSESSMENT

Toilet:

- No leaks were observed during the flushing process.
- The toilet operated normally with no signs of malfunction or abnormal water flow.
- The toilet pan was securely fixed to the floor at the time of inspection.





Noted Item

Building: Main Building
 Location: All Areas
 Finding: Water Pressure – Observation Only.
 Information: During the inspection, water pressure appeared to be within a normal operating range based on a basic functional check. However, this observation was made without the use of pressure testing equipment and does not constitute an assessment by a licensed plumber.

No detailed inspection of the internal plumbing system, pipework, or compliance with plumbing standards was carried out as part of this report.

Recommendation:

It is strongly recommended that a Licensed Plumber be engaged to conduct a comprehensive assessment of the plumbing system to verify its functionality, check for any underlying issues, and confirm compliance with current regulations and standards.

Noted Item

Building: Main Building
 Location: All Areas
 Finding: Ceiling Condition & Observations.
 Information: All areas of the dwelling were inspected, with particular attention given to the ceilings. These were closely assessed for any signs of moisture staining, damage, or visible anomalies that could indicate leaks or other issues.

- At the time of inspection, no evidence of moisture staining or damage was observed in the ceilings to suggest any active leaks or failures in the roof covering.

Please note that the observations in this section are based solely on the conditions present at the time of inspection. As this is a visual inspection, it cannot predict future issues or reveal problems that may only become apparent over time. Ceiling conditions can change, particularly following adverse weather events or wear to

roofing materials.

Recommendation:

We strongly advise immediate further investigation should any signs of moisture, staining, or ceiling-related issues become visible in the future. Ongoing monitoring is recommended, and if concerns arise, a licensed roofing contractor or building professional should be consulted.

Noted Item

Building: Main Building
 Location: All Areas
 Finding: Plumbing, Electrical & Gas Installations – Scope and Recommendations.
 Information: Plumbing and electrical inspections fall outside the scope of this building inspection and must be carried out by appropriately licensed and registered tradespersons.

- Any gas appliances (if applicable) must be inspected by a licensed gas plumber to confirm they are operating safely and efficiently.
- We also recommend that all other plumbing and electrical installations be thoroughly checked by qualified professionals to ensure they are functioning correctly and meet current safety and compliance standards.

While this inspection includes observations of visually apparent defects relating to plumbing and electrical elements, it does not assess compliance with current regulations. Legislation requires that any such assessment be undertaken and documented by licensed electricians and plumbers.

Additional photos have been supplied with this report for your general reference.





Noted Item

Building:	Main Building
Location:	All Areas
Finding:	Smoke Detectors / Alarms.
Information:	Reporting on the presence, type, location, or compliance of smoke detectors or alarms, including hard-wired smoke detection systems and their legislative requirements, is outside the scope of this inspection report.

Please note:


This information is provided as a general caution only.

To ensure compliance and safety, further inspection and/or advisory services from a qualified specialist are recommended. These services can confirm the sufficiency, type, location, and functionality of all smoke detection devices within the property.

It is the responsibility of the property owner or occupant to ensure that suitable and functional smoke detectors are installed prior to occupancy. As a minimum, it is advised that:

- All smoke detectors be tested monthly by the homeowner.
- All systems comply with the requirements of AS 3786 and any applicable state-based legislation.

Failure to comply with these requirements may pose a serious risk to occupant safety.



Noted Item

Building:	Main Building
Location:	All Areas
Finding:	Shower Recess Waterproofing – Visual Assessment Only.
Information:	A visual inspection of the shower recess and surrounding walls was carried out where accessible. No evidence of recent water damage was observed at the time of inspection. Based on this limited assessment, there is no conclusive indication of current leakage, and it is reasonable to assume that the shower waterproofing is functioning as intended.

Important Note:

If the shower has not been used recently, moisture readings may not reflect the presence of leaks, as water ingress often only becomes apparent during or shortly after regular use. This can result in false-negative results during non-invasive inspections.

Limitations:

This inspection was conducted under the visual-only criteria of a standard pre-purchase report. As such, it is not possible to categorically confirm the integrity of the waterproofing or the absence of leaks.

Recommendation:

If a more accurate assessment is required, the following options are recommended:

- Commissioning a special purpose (invasive) inspection by a qualified professional
- Proceeding with the assumption that the shower may leak, particularly in older properties or where no recent waterproofing documentation exists

Definitions to help you better understand this report

Access hole (cover)	An opening in flooring or ceiling or other parts of a structure (such as service hatch, removable panel) to allow for entry to carry out an inspection, maintenance or repair.
Accessible area	An area of the site where sufficient, safe and reasonable access is available to allow inspection within the scope of the inspection.
Appearance defect	Fault or deviation from the intended appearance of a building element.
Asbestos-Containing Material (ACM)	Asbestos-containing material (ACM) means any material or thing that, as part of its design, contains asbestos.
Building element	A portion of a building that, by itself or in combination with other such parts, fulfils a characteristic function. NOTE: For example supporting, enclosing, furnishing or servicing building space.
Client	The person or other entity for whom the inspection is being carried out.
Conditions Conducive to Termite Activity	Noticeable building deficiencies or environmental factors that may contribute to the presence of Termites.
Defect	Fault or deviation from the intended condition of a material, assembly, or component.
Detailed assessment	An assessment by an accredited sampler to determine the extent and magnitude of methamphetamine contamination in a property.
Inspection	Close and careful scrutiny of a building carried out without dismantling, in order to arrive at a reliable conclusion as to the condition of the building.
Inspector	Person or organisation responsible for carrying out the inspection.
Instrument Testing	Where appropriate the carrying out of Tests using the following techniques and instruments: (a) electronic moisture detecting meter - an instrument used for assessing the moisture content of building elements (b) stethoscope - an instrument used to hear sounds made by termites within building elements (c) probing - a technique where timber and other materials/areas are penetrated with a sharp instrument (e.g. bradawl or pocket knife), but does not include probing of decorative timbers or finishes, or the drilling of timber and trees and (d) sounding - a technique where timber is tapped with a solid object. (e) T3I - an instrument used to detect movement, moisture and changes in temperature within timber
Limitation	Any factor that prevents full or proper inspection of the building.
Major defect	A defect of sufficient magnitude where rectification has to be carried

	out in order to avoid unsafe conditions, loss of utility or further deterioration of the property.
Methamphetamine	An amphetamine-type stimulant that is highly addictive. Methamphetamine is a controlled substance, classified as a Class A (very high-risk) drug under the Misuse of Drug Act. This term is used as a grouping term to include all substances screened for, specifically: Ephedrine, Pseudoephedrine, Amphetamine, Methamphetamine, MDA and MDMA.
Methamphetamine contamination	A property or part of a property where the level of methamphetamine has been tested in accordance with this standard and found to exceed 0.5 micrograms/100 cm ² (Residential) or 10 micrograms/100 cm ² (Commercial).
Methamphetamine production/manufacture	The manufacture of methamphetamine, including processing, packaging, and storage of methamphetamine and associated chemicals.
Minor defect	A defect other than a major defect.
Roof space/Roof void	Space between the roof covering and the ceiling immediately below the roof covering.
Screening assessment	An assessment by a screening sampler to determine whether or not methamphetamine is present.
Serviceability defect	Fault or deviation from the intended serviceability performance of a building element.
Significant item	An item that is to be reported in accordance with the scope of the inspection.
Site	Allotment of land on which a building stands or is to be erected.
Structural defect	Fault or deviation from the intended structural performance of a building element.
Structural element	Physically distinguishable part of a structure. NOTE: For example wall, columns, beam, connection.
Subfloor space	Space between the underside of a suspended floor and the ground.
Subterranean Termite Management Proposal	A written proposal in accordance with Australian Standard AS 3660.2 to treat a known subterranean termite infestation and/or manage the risk of concealed subterranean termite access to buildings and structures.
Termites	Wood destroying insects belonging to the order 'Isoptera' which commonly attack seasoned timber.
Tests	Additional attention to the visual examination was given to those accessible areas which the consultant's experience has shown to be

particularly susceptible to attack by Termites. Instrument Testing of those areas and other visible accessible timbers/materials/areas showing evidence of attack was performed.

Timber Pest Activity	Tell-tale signs associated with 'active' (live) and/or 'inactive' (absence of live) Timber Pests at the time of inspection.
Timber Pest Attack	Timber Pest Activity and/or Timber Pest Damage.
Timber Pest Damage	Noticeable impairments to the integrity of timber and other susceptible materials resulting from an attack by Timber Pests.
Urgent and Serious Safety Hazards	Building elements or situations that present a current or immediate potential threat of injury or disease to persons.

Terms on which this report was prepared

This report is based on the condition of the property at the time of inspection. We strongly recommend re-inspection 30 days after this report is issued as the general condition of the property is likely to have changed, including the extent of defects described and instance of potential undetected defects.

This report has been prepared in accordance with and subject to the pre-inspection agreement in place between the parties, which forms part of this Report.

This Report is prepared for the client identified above and may not be relied on by any other person without our express permission or by the purchase of this Report on our website.

SPECIAL ATTENTION SHOULD BE GIVEN TO THE SCOPE, LIMITATIONS AND EXCLUSIONS IN YOUR PRE-INSPECTION AGREEMENT AND THIS REPORT

Any of the exclusions or limitations identified for this Report may be the subject of a special-purpose inspection which we recommend being undertaken by an appropriately qualified inspector

RELIANCE AND DISCLOSURE

This report has been prepared based on conditions at the time of the report.

We own the copyright in this report and may make it available to third parties.

If your Property is in the Australian Capital Territory, you acknowledge we will make certain information about this Report available to the ACT Government for inclusion in the building and pest inspections public register if required under the *Civil Law (Sale of Residential Property) Act 2003*. This will include the fact the report has been prepared, the Property street address, date of the inspection, the name of the person who prepared the report and (if applicable) the entity that employs them.

UNDETECTED DEFECT RISK RATING

If this Report has identified a medium or high-risk rating for undetected defects, we strongly recommend a further inspection of areas that were inaccessible. This may include an invasive inspection that requires the removal or cutting of walls, floors or ceilings.

If the Property has been vacant for a period of time, moisture levels or leaks may not be detectable at the time of the inspection because often only frequent use of water pipes (showers, taps etc) result in a leak being identifiable. We advise further testing on pipes and water susceptible areas (such as the bathroom and laundry) after more frequent use has occurred.

IMPORTANT SAFETY INFORMATION:

This is not a report by a licensed plumber or electrician. We recommend a special-purpose

report to detect substandard or illegal plumbing and electrical work at the Property

This is not a smoke alarm report. We recommend all existing detectors in the Property be tested and advice sought as to the suitability of number, placement and operation.

This is not an asbestos report. There are potential products in the Property containing asbestos that will not be identified in this report. In order to accurately identify asbestos, we recommend performing an asbestos inspection, particularly for buildings built prior to 1988.

This is not a report on safety glass. Glazing in older homes may not reflect current standards and may cause significant injury if damaged. Exercise caution around the glass in older homes.

This is not a report on window opening restrictions. We have not inspected window opening restrictors. Window openings in older buildings may not reflect current standards and can be a potential risk. Window opening restrictors are advised for all second story or above windows with sill heights below 900mm. Some states make this a mandatory requirement. Owners should enquire of their local and state requirements to ensure compliance.

This is not a report on pool safety. If a swimming pool is present it should be the subject to a special purpose pool inspection.

External Timber Structures - Balcony and Decks. It is strongly recommended that a Structural Engineer is required to assess distributed load capacity of external timber structures such as balconies and decks, alerting users of the load capacity. Regular maintenance and inspections by competent practitioners to assess the ongoing durability of exposed external timber structures are needed.

This is not a Group Titled Property Report as per AS4349.2. If you require a report for a Group Titled Property as per this standard, please seek a separate inspection for Group Titled Properties.

MOISTURE

The identification of moisture, dampness or the evidence of water penetration is dependent on the weather conditions at the time an inspection. The absence of dampness identified in this Report does not necessarily mean the Property will not experience some damp problems in other weather conditions or that roofs, walls or wet areas are watertight.

Where the evidence of water penetration is identified we recommend detailed investigation of waterproofing in the surrounding area monitoring of the affected area over a period of time to fully detect and assess the cause of dampness.

MAINTENANCE OF THE PROPERTY

This Report is not a warranty or an insurance policy against problems developing with the Property in the future. Accordingly, a preventative maintenance program should be implemented which includes systematic inspections, detection and prevention of issues. Please contact the inspector who carried out this inspection for further advice.

It is strongly advised that appropriate steps be taken to remove, rectify or monitor any evidence of

conditions conducive to timber pest activity. Undertaking thorough regular inspections at intervals not exceeding twelve months (or more frequent inspections where the risk of timber pest attack is high or the building type is susceptible to attack). To further reduce the risk of subterranean termite attack, implement a management program in accordance with Australian Standard AS3660. This may include the installation of a monitoring and/or baiting system, or chemical and/or physical barrier. However, AS3660 stresses that subterranean termites can bridge or breach barrier systems and inspection zones and those thorough regular inspections of the building are necessary.

NO CERTIFICATION

- a) The Property has been compared to others of a similar age, construction type and method that had an acceptable level of basic maintenance completed.
- b) We don't advise you about title, ownership or other legal matters like easements, restrictions, covenants and planning laws. None of our inspections constitutes approval by a Building Surveyor, a certificate of occupancy or compliance with any law, regulation or standard, including any comment on whether the Property complies with current Australian Standards, Building Regulations or other legislative requirements.

RECTIFICATION COSTS

We don't provide advice on the costs of rectification or repair unless specifically identified in the scope of the Report. Any cost advice provided verbally or in this report must be taken as of a general nature and is not to be relied on. Actual costs depend on the quality of materials, the standard of work, what price a contractor is prepared to do the work for and may be contingent on approvals, delays and unknown factors associated with third parties. No liability is accepted for costing advice.