



**BEFORE YOU BUY**

**BEFORE YOU BUILD**

# Building and Timber Pest Inspection Report

Inspection Date: Thu, 19 Mar 2026

Property Address: 1/36 - 38 Eighth St, Gawler South SA 5118,  
Australia



## Contents

	The Parties
<b>Section A</b>	Results of inspection - summary
<b>Section B</b>	General
<b>Section C</b>	Accessibility
<b>Section D</b>	Significant Items
<b>Section E</b>	Additional comments
<b>Section F</b>	Annexures to this report

Definitions to help you better understand this report

Terms on which this report was prepared

Special conditions or instructions

If you have any queries with this report or require further information, please do not hesitate to contact the person who carried out the inspection.

This Report has been prepared in accordance with the pre-inspection agreement in place between the parties set out below, which set out the purpose and scope of the inspection, and the significant items that will be reported on. This Report reflects the opinion of the inspector based on the documents that have been provided. This Report should be read in its entirety and in the context of the agreed scope of Services. If there is a discrepancy between the summary findings and the body of the Report, the body of the Report will prevail. We recommend that you should promptly implement any recommendation or advice in this Report, including recommendations of further inspections by another specialist. If you have any queries with this Report or require further information, please do not hesitate to contact the person who carried out the inspection. This Report contains reference to material that is the copyright of Standards Australia reproduced under agreement with SAI Global to Jim's Building Inspections (Australia).

Original Inspection Date: Thu, 19 Mar 2026

## The Parties

---

Name of the Client:

---

Name of the Principal(if Applicable):

---

Job Address: 1/36 - 38 Eighth St, Gawler South SA 5118, Australia

---

Client's Email Address:

---

Client's Phone Number:

---

Consultant: Andrew Skinner Ph: 0407 186 380  
Email: Andrew@jimsbuildinginspections.com.au

---

BLD 173843

---

Company Name: Jim's Building Inspections (South Australia)

---

Company Address and Postcode: Salisbury Heights 5125

---

Company Email: Andrew@jimsbuildinginspections.com.au

---

Company Contact Numbers: 0407 186 380

## Special conditions or instructions

A report may be conditional on information provided by the person, agents or employees of the person requesting the report, apparent concealment of possible defects and a range of other factors

The following apply: Not Applicable

## Section A Results of Inspection - summary

A summary of your inspection is outlined below; please also refer to the Report.

	Found	Not Found
<b>Safety Hazard</b>		✓
<b>Major Defect</b>	✓	
<b>Minor Defect</b>	✓	
<b>Live Timber Pest Activity</b>		✓
<b>Timber Pest Damage</b>		✓
<b>Conditions Conducive to Timber Pest Activity</b>	✓	
<b>Evidence of fungal decay activity and/or damage</b>	✓	
<b>Evidence of wood borer activity and/or damage</b>		✓
<b>Evidence of a previous termite management program</b>	✓	

### Overall Condition

#### Overall Condition (Building)

In summary, the building, compared to others of similar age and construction is in Acceptable condition with major and minor defects present.

#### Overall Condition (Timber Pest)

In summary, the building, compared to others of similar age and construction is highly susceptible to timber pests. A termite treatment is required.

## Section B General

### General description of the property

---

Building Type	Residential
Company or Strata title	Unknown
Floor	Part Slab and Part Subfloor
Furnished	Furnished
No. of bedrooms	3
Occupied	Occupied
Orientation	East
Other Building Elements	Fence - Post and Rail Construction, Footpath, Garage
Other Timber Bldg Elements	Architraves, Internal Joinery, Landscaping Timbers and Construction, Skirting Boards, Doors, Door Frames, Staircase
Roof	Corrugated Iron (e.g. Colourbond), Pitched, Timber Framed
Storeys	Double
Walls	Brick Veneer (Timber Framed)
Weather	Fine

---

## Section C Accessibility

### Areas Inspected

The following areas were inspected. As documented in your Pre-Inspection Agreement, obstructions and limitations to the accessible areas for inspection are to be expected in any inspection. Refer also to our listing of obstructions and limitations.

- Exterior
- Roof Exterior - Part
- The Site
- Interior
- Roof Void - Part
- Wall Exterior

The inspection excludes areas which are affected by obstructions, where access is limited or unsafe. We do not move obstructions and defects, timber pest activity or conditions conducive to these may not be obvious unless they are removed.

### Inaccessible Areas

The following areas were inaccessible:

- Areas of low roof pitch preventing full inspection.
- Outside of the fencing.
- Exterior Roof Surface - Second Storey.

Any areas which are inaccessible at the time of inspection present a high risk for undetected defects and timber pest activity and conditions conducive to these. The client is advised to make inaccessible areas accessible wherever possible for re-inspection.

### Obstructions and Limitations

Building defects, termite and timber pest activity as well as conditions conducive to both, may be concealed by the following obstructions which prevented full inspection:

- Duct work
- Debris in gutters
- Ceiling linings

- Ceiling cavity inspection was obstructed by approximately 50% due to obstructions like insulation, ducting and poor clearance or access restrictions.
- Appliances and equipment
- Above safe working height
- External concrete or paving
- Floor coverings
- Furniture
- Insulation
- Stored items
- Wall linings
- Vegetation

The presence of obstructions increases the risk of undetected building defects, timber pest activity and conditions conducive to these. The client should make arrangement to remove obstructions where ever possible and re-inspect these areas urgently.

### Undetected defect risk (Building)

A risk rating is provided to help you understand the degree to which accessibility issues and the presence of obstructions have limited the scope of the inspection

The risk of undetected defects is: **High**

When the risk of undetected defects is medium or high we strongly recommend further inspection once access is provided or if the obstruction can be removed. Contact us for further advice.

### Undetected defect risk (Timber Pest)

A risk rating is provided to help you understand the degree to which accessibility issues and the presence of obstructions have limited the scope of the inspection

The risk of undetected defects is: **High**

When the risk of undetected defects is medium or high we strongly recommend further inspection once access is provided or if the obstruction can be removed. Contact us for further advice.

## Section D Significant Items

### Safety Hazard

No evidence was found

### Major Defect

#### Finding 2.01

Building: Building 1  
Location: Roof Exterior  
Finding: Roof plumbing - Rusted or corroded  
Information: The roof plumbing has areas of rust and corrosion to the rear gutter due to the AC drain being in the area. The flashings around the AC unit on the roof were also found to be rusted through.

Rusted roof plumbing will generally develop holes and leaks that can affect other building elements with poor drainage of storm water.

Poorly drained roof areas will also lead to damp conditions surrounding the base perimeter of the building which, if left unmanaged, can lead to a range of secondary building defects.

Repair and/or replacement of rusted roof plumbing is highly required in order to reinstate the roof drainage system to a fully operational level.

To further maintain these areas, gutters should be cleaned frequently, allowing the avoidance of any partial blockages.

A licensed plumber should be appointed to undertake these works. It is advised that such works be completed as soon as possible to prevent any further damage and deterioration.





## Minor Defect

### Finding 3.01


Building:	Building 1
Location:	Roof Exterior
Finding:	Gutters - Blocked
Information:	Roof plumbing structures, such as guttering and downpipes, should be free of all debris to prevent blockages. Blockages of the guttering and downpipes will lead to pooling and accumulated water overflows, which is likely to subsequently flood eaves and exterior walls.

At the time of inspection there were varying levels of blocked gutters evident.

Blocked gutters are likely to lead to high levels of moisture in the affected areas. Such moisture will not only cause rust and decay of the associated building materials, but can also provide conditions that are conducive to termite and timber pest activity. Blockages in gutters should therefore be removed immediately to ensure dry conditions are maintained.

Consult a Licensed Plumber for further specific advice on remedial works that may be required. In the interim, it is highly advised that blocked gutters be removed by the homeowner or a general handyperson as a matter of urgency.

Removal of debris may expose currently concealed defects.



### Finding 3.02

Building:	Building 1
Location:	Garage
Finding:	Ceiling - Garage
Information:	A very common defect found in garages is that the ceiling can sag over time, due to their lack of insulation and or their susceptibility to moisture. Condensation builds up in the roof and rests on the plasterboard softening it somewhat which makes it more likely to sag and release from its fixing points. Moisture evaporating from cars can also contribute to this issue.

Therefore we recommend that you insulate your garage and also apply a good coat of washable paint to the ceiling of the garage to prevent any moisture entering the plasterboard and creating issues in the future. A licensed building insulation installer and licensed painting contractor could be appointed to carry out these works at the discretion of the client.



### Finding 3.03


Building:	Building 1
Location:	All Areas
Finding:	Minor defects present
Information:	Minor defects were evident throughout the dwelling at the time of inspection, which are consistent with normal wear and tear and considered appropriate for a property of this age.

These defects are typical of ongoing material ageing, settlement, and general use over time, and include, but are not limited to:

- Minor deteriorated exterior paint

- Window winder to lounge not smooth operation
- Laundry door rubbing on the frame.
- 1 drummy tile to bathroom

While these defects are not considered structurally significant at present, they should be addressed as part of routine and ongoing property maintenance to prevent further deterioration. Repairs and maintenance works should be carried out by appropriately licensed and qualified tradespeople to ensure the continued serviceability and longevity of the dwelling.





## Live Timber Pest Activity

No evidence was found

## Timber Pest Damage

No evidence was found


## Conditions Conducive to Timber Pest Activity

### Finding 6.01

Building:	Building 1
Location:	All External Areas
Finding:	Slab Edge - Exposure
Information:	An inspection zone of at least 75mm in relation to the exposed slab edge, between the bottom brick and the perimeter pavement, is required. This inspection zone should be maintained in order to force termites into the open where they can be detected more readily during regular inspections. The slab edge should not be concealed by anything that may prevent inspection of the area, including render, landscaping, soil, turf, paving, concrete cladding or other structures.

If the slab edge is not properly exposed there is a high risk of concealed termite attack which your inspector will likely not be able to see. Sometimes, in order to determine the type of slab, a suitably qualified person such as an architect or builder may be required to consult construction plans.

Where the slab edge cannot be properly inspected, it is highly recommended that termite or timber pest inspections be carried out every 6-12 months to aid protection of the property against infestation and termite treatment advice is followed closely.




### Finding 6.02

Building:	Building 1
Location:	Yard - Back
Finding:	Untreated or non-durable timbers in a hazardous environment
Information:	To reduce the risk of timber pest attack it is essential that timber used in a hazardous environment (e.g. in direct contact with the ground or frequently exposed to damp conditions) is of sufficient durability and/or is adequately preservative treated. Additionally any timber lying around or timber stumps should be removed.

Untreated timbers in direct contact with the ground are likely to develop severe wood rot and/or fungal decay if left unattended creating attraction for subterranean termites to infest the timbers from surrounding areas.

If untreated or non-durable timbers are found to be in a hazardous environment it is highly advised that replacement of these building elements be performed as soon as possible to aid the protection of the property against termite / timber pest attack. Failing this close monitoring is recommended in an attempt to identify termite infestation at an early stage.





### Finding 6.03

Building: Building 1  
 Location: All External Areas  
 Finding: Air conditioner and or external tap - No drainage  
 Information: Moisture around the perimeter of the building should be minimised to ensure that the area is kept dry and stable which in turn reduces the risk of water damage and termite infestation.

There appears to be no drainage points set up to the air conditioning unit, and or the external tap. While this is not a legal requirement it is recommended to reduce the risk of moisture related issues and the creation of an environment conducive to termite activity.

It is recommended that a licensed plumber be appointed to set up drainage in order to prevent such an environment from being created.



### Finding 6.04

Building: Building 1  
 Location: Bathroom  
 Finding: Bath - Leaking  
 Information: At the time of inspection, the bath tap showed evidence of leaking during operation.

Although common, water leaks can be detrimental to surrounding building elements. Rust, corrosion, decay and water damage are all potential outcomes of a water leak that is left unattended, which are then likely to develop into more serious defects and may necessitate major repair works.

Additionally, water leaks may significantly increase the termite risk to the dwelling.

It is highly advised that water leak be addressed by a licensed plumber as soon as possible to prevent any damage.



**Evidence of fungal decay activity and/or damage**

## Finding 7.01

Building:	Building 1
Location:	All External Areas
Finding:	Fascias - Wood rot
Information:	Wood rot was found to be affecting fascias and barges throughout the roof, evidenced by the presence of deterioration on the surface in some areas. Wood rot, also known as Fungal Decay, occurs when timbers and other cellulose building materials are exposed to damp conditions on an ongoing basis.


It is likely that this wood rot has developed as a result of faults in the roof plumbing, creating excessive moisture in this areas.

Frequent exposure to rain and other weather conditions also make fascias and barges susceptible to accelerated deterioration.

Early intervention and regular maintenance will prolong the useful life of these building elements. Prior to any works being performed, the cause of the moisture that has created the visible wood rot should be identified and addressed in a suitable manner.

It is advised that a roof plumber be appointed to inspect all roof plumbing and subsequently identify the cause of the wood rot. Replacement of affected fascias and barges may then be a necessary step in protecting surrounding building elements from such deterioration.

A qualified plumber may be appointed to assess the cause of excessive moisture and to provide advice on any remedial works as required. A qualified carpenter or may also be required to replace affected building materials.



## Evidence of wood borer activity and/or damage

No evidence was found

## Section D Significant Items

### D4 Further Inspections

We advise that you seek additional specialist inspections from a qualified and, where appropriate, licensed

- As identified in summary and defect statements

Jim's Building Inspections can put you in contact with qualified and licensed providers of these and other trades services. Please contact your inspector for recommendations, or visit [www.jims.net](http://www.jims.net).

### D5 Conclusion - Assessment of overall condition of property

- The overall degree of risk of timber pest infestation to this property appears to be High.

See notes below.

The overall degree of risk of timber pest infestation is a subjective assessment by the inspector at the time of the inspection taking into account many factors which include but are in no way limited to location and proximity to bush land and trees, the presence of evidence of timber pest damage or activity close to the inspected structure or within the inspected structure, conducive conditions that raise the potential of timber pest attack such as timbers in contact with soil, water leaks, inaccessible areas, or other factors that in the inspectors opinion, raise the risk of future timber pest attack. It should be noted that even if a risk factor is high, this is not meant to deter a purchaser from purchasing the property, it is just to make them aware that increased vigilance is warranted and any recommendations regarding reducing conducive conditions or frequency of inspections should be headed by any property owner. Often, by reducing or eliminating some of the conducive conditions, the risk factor may be lowered.

A management program in accord with AS 3660-2000 to protect against subterranean termites is considered to be: HIGHLY RECOMMENDED.

#### FUTURE INSPECTIONS.

AS 3660.2-2000 recommends that inspections be carried out at intervals no greater than annually and where timber pest "pressure" is greater, the intervals should be shortened.

Inspections will not stop timber pest infestations, however the damage which may be caused will be reduced if found at an early stage.

#### RECOMMENDED INSPECTION INTERVALS.

12 Months

Regarding the Building Report In summary the dwelling is in acceptable condition with major and minor defects when compared to other properties of a similar age and construction that have been reasonably well maintained.

Issues to address immediately include

Repair AC flashing on roof.

Clean gutters regularly.

Repair leaking tap to bath

Any minor defects can be resolved at the client's discretion however work should not be neglected as further deterioration may occur.

Several limitations and obstructions impeded the inspection and if it all feasible should be removed so further inspection may be performed

Indicative photos below depict some of the obstructions that we encountered.

Please read the report in its entirety and follow recommendations to ensure the longevity of the dwelling.

For further information, advice and clarification please contact Andrew Skinner on: 0407 186 380

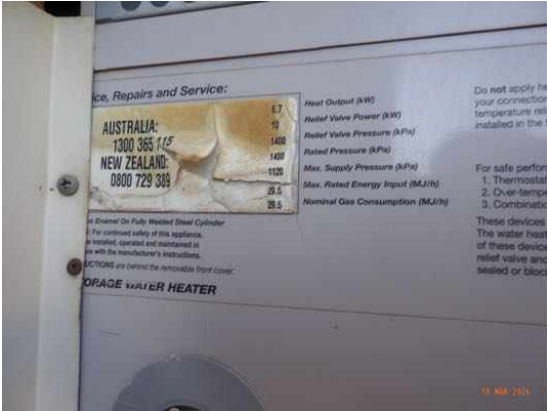
# Section D Significant Items

The following items were noted as - For your information


## Noted Item

Building: Building 1  
 Location: All Areas  
 Finding: Additional Photos  
 Information:

Additional photos are provided for your general reference.











### Noted Item


Building: Building 1  
 Location: All Areas  
 Finding: Additional Photos - Obstructions and Limitations  
 Information:

These photographs are an indication of the obstructions and limitations which impeded full inspection of the property at the time of inspection. These obstructions can hide an array of defects and should be removed to allow full inspection to be carried out.
















## The following items were noted as - Evidence of a previous termite management program


### Noted Item

Building:	Building 1
Location:	All Areas
Finding:	Evidence of a chemical treated zone barrier was identified - drill and inject
Information:	During inspection of the property, it was noted that works to install a chemical treated zone barrier had previously been completed. A chemical treated zone barrier is likely to ensure effective protection against termites.

We strongly recommend annual inspections of the barrier and surrounding areas as there are several factors that can lead to deterioration of the barrier and decrease its effectiveness.

Where a Termite Management System has been identified, the client should identify to the type of barrier, date of installation, warranty conditions and any documentation provided by a builder or past owner. Consult the company who installed the barrier to confirm whether the system is still under warranty.

Most chemical termite management systems expire and require replenishment. All physical systems are primarily designed to prevent concealed entry.



## Definitions to help you better understand this report

Access hole (cover)	An opening in flooring or ceiling or other parts of a structure (such as service hatch, removable panel) to allow for entry to carry out an inspection, maintenance or repair.
Accessible area	An area of the site where sufficient, safe and reasonable access is available to allow inspection within the scope of the inspection.
Appearance defect	Fault or deviation from the intended appearance of a building element.
Asbestos-Containing Material (ACM)	Asbestos-containing material (ACM) means any material or thing that, as part of its design, contains asbestos.
Building element	A portion of a building that, by itself or in combination with other such parts, fulfils a characteristic function. NOTE: For example supporting, enclosing, furnishing or servicing building space.
Client	The person or other entity for whom the inspection is being carried out.
Conditions Conducive to Termite Activity	Noticeable building deficiencies or environmental factors that may contribute to the presence of Termites.
Defect	Fault or deviation from the intended condition of a material, assembly, or component.
Detailed assessment	An assessment by an accredited sampler to determine the extent and magnitude of methamphetamine contamination in a property.
Inspection	Close and careful scrutiny of a building carried out without dismantling, in order to arrive at a reliable conclusion as to the condition of the building.
Inspector	Person or organisation responsible for carrying out the inspection.
Instrument Testing	Where appropriate the carrying out of Tests using the following techniques and instruments: (a) electronic moisture detecting meter - an instrument used for assessing the moisture content of building elements (b) stethoscope - an instrument used to hear sounds made by termites within building elements (c) probing - a technique where timber and other materials/areas are penetrated with a sharp instrument (e.g. bradawl or pocket knife), but does not include probing of decorative timbers or finishes, or the drilling of timber and trees and (d) sounding - a technique where timber is tapped with a solid object. (e) T3I - an instrument used to detect movement, moisture and changes in temperature within timber
Limitation	Any factor that prevents full or proper inspection of the building.
Major defect	A defect of sufficient magnitude where rectification has to be carried

	out in order to avoid unsafe conditions, loss of utility or further deterioration of the property.
Methamphetamine	An amphetamine-type stimulant that is highly addictive. Methamphetamine is a controlled substance, classified as a Class A (very high-risk) drug under the Misuse of Drug Act. This term is used as a grouping term to include all substances screened for, specifically: Ephedrine, Pseudoephedrine, Amphetamine, Methamphetamine, MDA and MDMA.
Methamphetamine contamination	A property or part of a property where the level of methamphetamine has been tested in accordance with this standard and found to exceed 0.5 micrograms/100 cm <sup>2</sup> (Residential) or 10 micrograms/100 cm <sup>2</sup> (Commercial).
Methamphetamine production/manufacture	The manufacture of methamphetamine, including processing, packaging, and storage of methamphetamine and associated chemicals.
Minor defect	A defect other than a major defect.
Roof space/Roof void	Space between the roof covering and the ceiling immediately below the roof covering.
Screening assessment	An assessment by a screening sampler to determine whether or not methamphetamine is present.
Serviceability defect	Fault or deviation from the intended serviceability performance of a building element.
Significant item	An item that is to be reported in accordance with the scope of the inspection.
Site	Allotment of land on which a building stands or is to be erected.
Structural defect	Fault or deviation from the intended structural performance of a building element.
Structural element	Physically distinguishable part of a structure. NOTE: For example wall, columns, beam, connection.
Subfloor space	Space between the underside of a suspended floor and the ground.
Subterranean Termite Management Proposal	A written proposal in accordance with Australian Standard AS 3660.2 to treat a known subterranean termite infestation and/or manage the risk of concealed subterranean termite access to buildings and structures.
Termites	Wood destroying insects belonging to the order 'Isoptera' which commonly attack seasoned timber.
Tests	Additional attention to the visual examination was given to those accessible areas which the consultant's experience has shown to be

particularly susceptible to attack by Termites. Instrument Testing of those areas and other visible accessible timbers/materials/areas showing evidence of attack was performed.

Timber Pest Activity	Tell-tale signs associated with 'active' (live) and/or 'inactive' (absence of live) Timber Pests at the time of inspection.
Timber Pest Attack	Timber Pest Activity and/or Timber Pest Damage.
Timber Pest Damage	Noticeable impairments to the integrity of timber and other susceptible materials resulting from an attack by Timber Pests.
Urgent and Serious Safety Hazards	Building elements or situations that present a current or immediate potential threat of injury or disease to persons.

## Terms on which this report was prepared

This report is based on the condition of the property at the time of inspection. We strongly recommend re-inspection 30 days after this report is issued as the general condition of the property is likely to have changed, including the extent of defects described and instance of potential undetected defects.

This report has been prepared in accordance with and subject to the pre-inspection agreement in place between the parties, which forms part of this Report.

*This Report is prepared for the client identified above and may not be relied on by any other person without our express permission or by the purchase of this Report on our website.*

SPECIAL ATTENTION SHOULD BE GIVEN TO THE SCOPE, LIMITATIONS AND EXCLUSIONS IN YOUR PRE-INSPECTION AGREEMENT AND THIS REPORT

Any of the exclusions or limitations identified for this Report may be the subject of a special-purpose inspection which we recommend being undertaken by an appropriately qualified inspector

### RELIANCE AND DISCLOSURE

This report has been prepared based on conditions at the time of the report.

We own the copyright in this report and may make it available to third parties.

If your Property is in the Australian Capital Territory, you acknowledge we will make certain information about this Report available to the ACT Government for inclusion in the building and pest inspections public register if required under the *Civil Law (Sale of Residential Property) Act 2003*. This will include the fact the report has been prepared, the Property street address, date of the inspection, the name of the person who prepared the report and (if applicable) the entity that employs them.

### UNDETECTED DEFECT RISK RATING

If this Report has identified a medium or high-risk rating for undetected defects, we strongly recommend a further inspection of areas that were inaccessible. This may include an invasive inspection that requires the removal or cutting of walls, floors or ceilings.

*If the Property has been vacant for a period of time, moisture levels or leaks may not be detectable at the time of the inspection because often only frequent use of water pipes (showers, taps etc) result in a leak being identifiable. We advise further testing on pipes and water susceptible areas (such as the bathroom and laundry) after more frequent use has occurred.*

### IMPORTANT SAFETY INFORMATION:

**This is not a report by a licensed plumber or electrician.** We recommend a special-purpose

report to detect substandard or illegal plumbing and electrical work at the Property

**This is not a smoke alarm report.** We recommend all existing detectors in the Property be tested and advice sought as to the suitability of number, placement and operation.

**This is not an asbestos report.** There are potential products in the Property containing asbestos that will not be identified in this report. In order to accurately identify asbestos, we recommend performing an asbestos inspection, particularly for buildings built prior to 1988.

**This is not a report on safety glass.** Glazing in older homes may not reflect current standards and may cause significant injury if damaged. Exercise caution around the glass in older homes.

**This is not a report on window opening restrictions.** We have not inspected window opening restrictors. Window openings in older buildings may not reflect current standards and can be a potential risk. Window opening restrictors are advised for all second story or above windows with sill heights below 900mm. Some states make this a mandatory requirement. Owners should enquire of their local and state requirements to ensure compliance.

**This is not a report on pool safety.** If a swimming pool is present it should be the subject to a special purpose pool inspection.

**External Timber Structures - Balcony and Decks.** It is strongly recommended that a Structural Engineer is required to assess distributed load capacity of external timber structures such as balconies and decks, alerting users of the load capacity. Regular maintenance and inspections by competent practitioners to assess the ongoing durability of exposed external timber structures are needed.

**This is not a Group Titled Property Report as per AS4349.2.** If you require a report for a Group Titled Property as per this standard, please seek a separate inspection for Group Titled Properties.

## MOISTURE

The identification of moisture, dampness or the evidence of water penetration is dependent on the weather conditions at the time an inspection. The absence of dampness identified in this Report does not necessarily mean the Property will not experience some damp problems in other weather conditions or that roofs, walls or wet areas are watertight.

Where the evidence of water penetration is identified we recommend detailed investigation of waterproofing in the surrounding area monitoring of the affected area over a period of time to fully detect and assess the cause of dampness.

## MAINTENANCE OF THE PROPERTY

This Report is not a warranty or an insurance policy against problems developing with the Property in the future. Accordingly, a preventative maintenance program should be implemented which includes systematic inspections, detection and prevention of issues. Please contact the inspector who carried out this inspection for further advice.

It is strongly advised that appropriate steps be taken to remove, rectify or monitor any evidence of

conditions conducive to timber pest activity. Undertaking thorough regular inspections at intervals not exceeding twelve months (or more frequent inspections where the risk of timber pest attack is high or the building type is susceptible to attack). To further reduce the risk of subterranean termite attack, implement a management program in accordance with Australian Standard AS3660. This may include the installation of a monitoring and/or baiting system, or chemical and/or physical barrier. However, AS3660 stresses that subterranean termites can bridge or breach barrier systems and inspection zones and those thorough regular inspections of the building are necessary.

### **NO CERTIFICATION**

- a) The Property has been compared to others of a similar age, construction type and method that had an acceptable level of basic maintenance completed.
- b) We don't advise you about title, ownership or other legal matters like easements, restrictions, covenants and planning laws. None of our inspections constitutes approval by a Building Surveyor, a certificate of occupancy or compliance with any law, regulation or standard, including any comment on whether the Property complies with current Australian Standards, Building Regulations or other legislative requirements.

### **RECTIFICATION COSTS**

We don't provide advice on the costs of rectification or repair unless specifically identified in the scope of the Report. Any cost advice provided verbally or in this report must be taken as of a general nature and is not to be relied on. Actual costs depend on the quality of materials, the standard of work, what price a contractor is prepared to do the work for and may be contingent on approvals, delays and unknown factors associated with third parties. No liability is accepted for costing advice.