



Building and Timber Pest Inspection Report

Inspection Date: Thu, 19 Mar 2026

Property Address: 33 John Batman Ave, Werrington County
NSW 2747, Australia



Contents

	The Parties
Section A	Results of inspection - summary
Section B	General
Section C	Accessibility
Section D	Significant Items
Section E	Additional comments
Section F	Annexures to this report

Definitions to help you better understand this report

Terms on which this report was prepared

Special conditions or instructions

If you have any queries with this report or require further information, please do not hesitate to contact the person who carried out the inspection.

This Report has been prepared in accordance with the pre-inspection agreement in place between the parties set out below, which set out the purpose and scope of the inspection, and the significant items that will be reported on. This Report reflects the opinion of the inspector based on the documents that have been provided. This Report should be read in its entirety and in the context of the agreed scope of Services. If there is a discrepancy between the summary findings and the body of the Report, the body of the Report will prevail. We recommend that you should promptly implement any recommendation or advice in this Report, including recommendations of further inspections by another specialist. If you have any queries with this Report or require further information, please do not hesitate to contact the person who carried out the inspection. This Report contains reference to material that is the copyright of Standards Australia reproduced under agreement with SAI Global to Jim's Building Inspections (Australia).

Original Inspection Date: Thu, 19 Mar 2026

Modified Date: Fri, 20 Mar 2026

The Parties

Name of the Client:

Name of the Principal(if Applicable):

Job Address: 33 John Batman Ave, Werrington County NSW 2747, Australia

Client's Email Address:

Client's Phone Number:

Consultant: Leon Vinci Ph: 0450 018 846
Email: Rootyhill@jimbuildinginspections.com.au

Company Name: Jim's Building Inspections (Rooty Hill)

Company Address and Postcode: Blaxland 2774

Company Email: Rootyhill@jimbuildinginspections.com.au

Company Contact Numbers: 0450 018 846

Special conditions or instructions

A report may be conditional on information provided by the person, agents or employees of the person requesting the report, apparent concealment of possible defects and a range of other factors

The following apply: - The Pre- Inspection Agreement which includes the extent of reporting, limitations and exclusions must be read and agreed to prior to viewing this report.

- This report was commissioned for the sole use of the 'Client' and liability does not extend to any third parties. Any third party not named on page 3 of this report, acting or relying on this report, in whole or in part, does so entirely at their own risk.

- This report is only valid as at the date of the inspection, any defects found or incurred after this date cannot be guaranteed.

To help protect against financial loss, it is essential that the building owner immediately control or rectify

any evidence of destructive timber pest activity or damage identified in this inspection report. The Client should further investigate any high risk area where access was not gained. It is strongly advised

that appropriate steps be taken to remove, rectify or monitor any evidence of conditions conducive to timber pest attack. Please read all defect statements and pictures in full to understand this report completely.

To help minimise the risk of any future loss, the Client should consider the following options to further protect their investment against timber pest infestation;

Undertake thorough regular inspections at intervals not exceeding twelve months or more frequent inspections where the risk of timber pest attack is high or the building type is susceptible to attack. To further reduce the risk of subterranean termite attack implement a management program in accordance with Australian Standard AS 3660. This may include the installation of a monitoring and/or baiting system, or chemical and/or physical management system. However, AS 3660 stresses that subterranean termites can bridge or breach management systems and inspection zones and that thorough regular inspections of the building are necessary.

This report should be read in its entirety, including all defect statements referenced by pictures in full, to understand the report completely. Should you have any difficulty in understanding anything contained within this report then you should contact the inspector and have the matter explained to you prior to acting on this report

Section A Results of Inspection - summary

A summary of your inspection is outlined below; please also refer to the Report.

	Found	Not Found
Safety Hazard	✓	
Major Defect	✓	
Minor Defect	✓	
Live Timber Pest Activity		✓
Timber Pest Damage		✓
Conditions Conducive to Timber Pest Activity	✓	
Evidence of fungal decay activity and/or damage		✓
Evidence of wood borer activity and/or damage		✓
Evidence of a previous termite management program		✓

Overall Condition (Building)

In summary, the building, compared to others of similar age and construction is in fair condition with some major and minor defects found.

Overall Condition (Timber Pest)

In summary, the building, compared to others of similar age and construction is moderately susceptible to timber pests. Live activity and/or damage from timber pest activity was not found at the time, however, conditions conducive to timber pest activity were found at the time of inspection. A termite treatment is recommended.

Section B General

General description of the property

Building Type	Detached, Residential
Company or Strata title	Unknown
Floor	Concrete
Furnished	Unfurnished
No. of bedrooms	3
Occupied	Unoccupied
Orientation	East
Other Building Elements	Driveway, Fence - Fabricated Metal Fence, Footpath, Pergola
Other Timber Bldg Elements	Architraves, Door Frames, Doors, External Joinery, Internal Joinery, Skirting Boards, Window Frames
Roof	Timber Framed, Pitched, Tiled
Storeys	Single
Walls	Brick Veneer (Timber Framed)
Weather	Raining

Section C Accessibility

Areas Inspected

The following areas were inspected. As documented in your Pre-Inspection Agreement, obstructions and limitations to the accessible areas for inspection are to be expected in any inspection. Refer also to our listing of obstructions and limitations.

- Exterior
- Interior
- Roof Exterior - Part
- Roof Void - Part
- The Site
- Wall Exterior

The inspection excludes areas which are affected by obstructions, where access is limited or unsafe. We do not move obstructions and defects, timber pest activity or conditions conducive to these may not be obvious unless they are removed.

Inaccessible Areas

The following areas were inaccessible:

- Areas of low roof pitch preventing full inspection.
- Ceiling Cavity - Part.
- Roof Exterior - Part

Any areas which are inaccessible at the time of inspection present a high risk for undetected defects and timber pest activity and conditions conducive to these. The client is advised to make inaccessible areas accessible wherever possible for re-inspection.

Obstructions and Limitations

Building defects, termite and timber pest activity as well as conditions conducive to both, may be concealed by the following obstructions which prevented full inspection:

- Debris in gutters
- Ceiling cavity inspection was significantly obstructed with more than 75% of the inspectable area inaccessible or obstructed by factors like lack of safe access, insulation and ducting.
- Areas of low roof pitch preventing full inspection

- Fixed Furniture - Built-in Cabinetry
- Floor coverings
- Insulation
- Sarking
- Stored items
- Vegetation

The presence of obstructions increases the risk of undetected building defects, timber pest activity and conditions conducive to these. The client should make arrangement to remove obstructions where ever possible and re-inspect these areas urgently.

Undetected defect risk (Building)

A risk rating is provided to help you understand the degree to which accessibility issues and the presence of obstructions have limited the scope of the inspection

The risk of undetected defects is: **High**

When the risk of undetected defects is medium or high we strongly recommend further inspection once access is provided or if the obstruction can be removed. Contact us for further advice.

Undetected defect risk (Timber Pest)

A risk rating is provided to help you understand the degree to which accessibility issues and the presence of obstructions have limited the scope of the inspection

The risk of undetected defects is: **High**

When the risk of undetected defects is medium or high we strongly recommend further inspection once access is provided or if the obstruction can be removed. Contact us for further advice.

Section D Significant Items

Safety Hazard

Finding 1.01

Building:	Main Building
Location:	Hallway > Centre
Finding:	Smoke Detectors and Alarms
Information:	Reporting on Smoke Detectors or Alarms, including hard wired smoke detection systems and their legislative requirements, is outside the Scope of this Report.

Please note that this defect is highlighted as a caution only. We suspect, based on our experience in the building industry, that the absence of smoke detectors, or their poor condition, should be addressed as a matter of urgency to improve occupant safety.

Further Inspection and/or advisory services is necessary to provide advice on the sufficiency, type and location of smoke detectors, and to test the functionality of all devices. Greater requirements for fire safety and detection exist for commercial buildings.

Always ensure sufficient working and suitable smoke detectors are installed prior to occupying any building. Additionally, it is advised that all smoke detectors be tested by the homeowner on a monthly basis.

Please refer to AS3786 and state based legislation, which may also apply.



Finding 1.02

Building:	Main Building
Location:	Bedroom - Master > Rear Left
Finding:	Electrical fittings: Deteriorated damage.
Information:	The electrical fitting in this area was found to be showing signs of deterioration at the time of inspection.

Left unmanaged, the fitting is unlikely to cause further damage to surrounding building elements. However, the broken fitting may create a safety hazard if there is potential contact with persons in the area.

Repair and/or replacement of the broken fitting is advised. A Licensed electrician should be appointed to repair/replace the fitting immediately.



Major Defect



Finding 2.01


Building:	Main Building
Location:	Exterior walls - right side > Centre Right
Finding:	Brickwork - Cracking noticeable
Information:	There were several cracks and or crack repairs evident to external brickwork.

Noticeable cracks are a common occurrence in external brickwork and are a likely result of age expected building movement, general expansion, and/or contraction of building materials in different weather conditions. Noticeable cracks in brickwork may develop if left unattended, with potential for necessitating major remedial works or replacement of the brickwork.

It is highly advised that a qualified bricklayer be appointed to provide necessary works to cracked brickwork to prevent any further damage. Such works should be conducted as soon as possible.

Always monitor these cracks and contact a structural engineer should cracks widen, lengthen, or become more numerous.





Finding 2.02

Building:	Main Building
Location:	Bathroom > Centre,Rear
Finding:	Moisture meter: used in Shower area.
Information:	A moisture meter was used during the inspection and isolated spots of excessive moisture was detected to accessible walls inside the property at the time of inspection.

It was noted on inspection that sealant or grout is in fair condition to most of the tiled shower alcove, with some areas requiring maintenance.

Different materials and floor areas move at different rates, generally causing cracking to grout or sealant at this point. A flexible sealant is required to allow for expected expansion and contraction, while keeping the joint water tight and protective of all associated building materials.

Flexible and mould resistant materials should be applied to affected areas to prevent any subsequent water damage that is likely to occur. Regular maintenance and replacement of damage or missing or damaged sealant and grout is highly recommended to the wet areas, as this is a regular wear and tear defect. Sealant and grouting in areas that come into regular contact with water should be maintained for the long term care of your property.

Monitoring the area is advised and if any visual signs of excessive moisture appear (peeling paint, mould) then consultation with a qualified plumber or bathroom specialist would be advised to identify the cause of damp and to perform remedial works as required.





Minor Defect

Finding 3.01

Building:	Main Building
Location:	Exterior walls - rear > Centre Left
Finding:	Water staining
Information:	Water staining was evident in this area at the time of inspection. Water staining indicates that surfaces have been exposed to excessive moisture over time. The minerals and other elements in the water lead to staining, which may graduate to corrosion and deterioration if left unmanaged.

While mostly an appearance defect, water staining can be indicative of more serious defects, which may be currently concealed by other building elements.

Where water staining is active, a licensed plumber must be consulted to identify the cause of the staining and to provide advice on any reparation works that may be required. Replacement of any broken or damaged structures is advised.

Conversely, where water staining is old and inactive, affected building materials may be repaired or replaced at client discretion. A qualified carpenter or registered builder may be appointed to perform these works.



Finding 3.02

Building:	Main Building
Location:	Exterior walls - right side > Centre Right
Finding:	External painting deteriorated
Information:	Some of the external paintwork including external fitments have been neglected and require attention to prepare and re-paint.

Whilst incomplete or missing paint finish is generally an appearance defect, it can also lead to the development of secondary building defects over time. Incomplete areas of paint finish expose the area to moisture, potentially accelerating the deterioration of underlying building materials.

Degraded paint finishes should be sanded back, filled, leveled and painted, as applicable. Where inadequate or missing paint protection has led to the deterioration of the associated building element, repair and/or replacement of this building element may be required.

A painting contractor should be appointed as soon as possible to perform necessary works to aid the appearance of the affected area and to ensure the area is protected against further deterioration. Alternatively, the homeowner following manufacturer instructions may perform these works.



Finding 3.03

Building:	Main Building
Location:	Roof Exterior > Front
Finding:	Gutters - Blocked
Information:	Roof plumbing structures, such as guttering and downpipes, should be free of all debris to prevent blockages. Blockages of the guttering and downpipes will lead to pooling and accumulated water overflows, which is likely to subsequently flood eaves and exterior walls.

Where gutter guard is installed regular maintenance should include cleaning out any debris which may rest on top of or filter through the gutter guard.

Blocked gutters are likely to lead to high levels of moisture in the affected areas. Such moisture will not only cause rust and decay of the associated building materials, but can also provide conditions that are conducive to termite and timber pest activity. Blockages in gutters should therefore be removed immediately to ensure dry conditions are maintained.

Consult a Licensed Plumber for further specific advice on remedial works that may be required. In the interim, it is highly advised that blocked gutters be removed by the homeowner or a general handyperson as a matter of urgency.



Finding 3.04

Building:	Main Building
Location:	Roof Exterior > All Areas
Finding:	Roof tiles - Weathered
Information:	Upon inspection of the exterior roofing, the majority of roof tiles were considered to be in a fair condition. While weathering of the tiles is consistent with the age of the property, maintenance works are required.

Isolated areas of mortar have come loose in the valleys and minor cracking is also present. Re-pointing and re-sealing the may be considered as an interim solution by

the client to help preserve and extend the life span of the tiles.

Where left unmanaged, deteriorating roof tiles are likely to lead to a number of secondary defects, including minor water leaks and weather exposure to internal roofing structures.

Consultation with a roofing contractor is highly advised to gain advice on cost of remedial works that may be required in the short to medium term. Remedial works are likely to increase the longevity of the exterior roofing structure.



Finding 3.05

Building:	Main Building
Location:	Kitchen > Centre Right
Finding:	Rangehood - Flue disconnected
Information:	The range hood flue has not been connected and is allowing the emission of steam and evaporative moisture into the ceiling space above.

While this does not create high potential for secondary defects, development of grease is likely to occur in the surrounding area, necessitating regular cleaning and maintenance.

Consultation with a licensed electrician may be required to reconnect the flue and thus allow the emission of gases into the external environment. Works should be completed

at client discretion.




Finding 3.06

Building:	Main Building
Location:	All Areas > All Areas
Finding:	Cracking - Damage Category 1 - Fine (up to 1mm)
Information:	Although fine cracks are quite noticeable, they are often only considered to be an appearance defect, and usually do not indicate any structural damage. Generally, the cause of a fine crack is indicative of a separation between building materials and finishes (e.g. paint, plaster, etc.) along joins.

Cracking of this nature can generally be repaired with minor sanding, filling and/or repainting. Such works should be performed by a qualified painter or a general handyman.

Monitoring of all cracking should be conducted frequently. Always contact a building inspector should cracks widen, lengthen, or become more numerous.





Finding 3.07


Building:	Main Building
Location:	Roof Void > All Areas
Finding:	Insulation - Inadequate
Information:	Upon inspection of the roof void it was noted that there is a lack of adequate insulation.

Insufficient insulation will result in a comparatively higher cost to heat and cool a property as there is a lack of Insulation (or uneven coverage of insulation) which works as a barrier to heat transfer. This helps to keep out unwanted heat in summer and preserves warmth inside your home in winter. It can also help soundproof your home from unwanted airborne noise transfer.

Example - Where there is a gap in coverage totaling 5% there is a potential for up to 50% of the energy efficiency to escape.

The level of insulation in the property does not meet current Australian Standards. Installation of adequate insulation is required and should be conducted as soon as possible.

Caution should be exercised when accessing the roof void. Do not attempt to stand on the framework to the underside of the trusses and be aware there is a potential for electric shock if contact is made with exposed or faulty electrical wiring.



Live Timber Pest Activity

No evidence was found

Timber Pest Damage

No evidence was found

Conditions Conducive to Timber Pest Activity

Finding 6.01

Building:	Main Building
Location:	Electrical Switchboard 11 Angel St > Front Right
Finding:	Termite Management System - no evidence of a chemical installation
Information:	The application of a post-construction chemical termite barrier is highly recommended for all properties, particularly if live termite activity has been found on the site previously. Such barriers are highly effective in preventing termite attack on any timber building elements throughout the property.

A durable notice should be placed in the switchboard unit to indicate current termite barriers. At the time of inspection, it appeared as though no termite management system has been installed, with no evidence to suggest preventative works taking place.

The client may consider gaining further advice from a pest controller as to the costs and procedures involved with this application. It is recommended that obtaining such advice be a short-term priority.



Finding 6.02

Building:	Main Building
Location:	Exterior walls - rear > Centre

Finding: Air conditioner - Disconnected overflow
 Information: The Air Conditioner (A/C) overflow was found to be disconnected from storm water drainage and is creating excessive moisture in the surrounding area.

Such leaking creates an environment which is conducive to an array of defects, including water damage to associated building elements and the attraction of termite or timber pest infestation.

It is highly recommended that a licensed plumber be appointed to connect the A/C overflow in order to prevent such an environment from being created. These minor works should be carried out as soon as possible.



Finding 6.03

Building: Main Building
 Location: Exterior walls - rear > Centre
 Finding: HWS Overflow - Not Connected
 Information: The Hot Water System (HWS) overflow was found to be disconnected from storm water drainage and is creating excessive moisture in the surrounding area.

These damp conditions can lead to secondary defects such as rot, rust or corrosion of associated building elements, the formation of fungal decay, or even the creation of potential slip hazards. When coupled with poor site drainage, pooling of water may also attract termite activity to this area.

It is highly recommended that a licensed plumber be appointed to connect the HWS overflow in order to prevent such an environment from being created. These minor works should be carried out as soon as possible.



Finding 6.04

Building: Main Building
 Location: Exterior walls - front > Centre
 Finding: Bridging - Vegetation
 Information: Where vegetation obstructs inspection of building elements, also known as bridging as it provides a bridging point for the access of termites, full inspection can not be achieved. Consequently moisture or dampness may be present and the areas becomes conducive to termite activity. Plants against or very close to buildings provide cover, shade and can provide an environment that is attractive to termite infestation.

The removal and replanting of species that do not provide "cover" or cutting back of existing vegetation will assist greatly in preventing Bridging from occurring.

The removal of any such materials that may be conducive to termite activity should be carried out as soon as possible and arrange re inspection to minimize the risk of termite attack.



Finding 6.05

Building: Main Building
 Location: Alfresco > Rear Right

Finding: Awning down pipes - Disconnected overflow
Information: The awning down pipe overflow was found to be disconnected from storm water drainage and is creating excessive moisture in the surrounding area.

Such leaking creates an environment which is conducive to an array of defects, including water damage to associated building elements and the attraction of termite or timber pest infestation.

It is highly recommended that a licensed plumber be appointed to connect the awning down pipes overflow in order to prevent such an environment from being created. These minor works should be carried out as soon as possible.



Evidence of fungal decay activity and/or damage

No evidence was found

Evidence of wood borer activity and/or damage

No evidence was found

Section D Significant Items

D4 Further Inspections

We advise that you seek additional specialist inspections from a qualified and, where appropriate, licensed

- Termite and Timber Pest Technician / Licensed Pest Controller
- Licensed Plumber
- Licensed Bricklayer
- As identified in summary and defect statements

Jim's Building Inspections can put you in contact with qualified and licensed providers of these and other trades services. Please contact your inspector for recommendations, or visit www.jims.net.

D5 Conclusion - Assessment of overall condition of property

- PEST SUMMARY

Obstructions in the exterior, interior, roof void areas impeded full access to all areas.

No visible evidence of live subterranean termite activity, workings such as mud packing and/or leads and/or termite damage was found at the time of inspection.

No visible evidence of wood borer workings and damage was found at the time of inspection.

A moisture meter was used on all accessible walls during the inspection and excessive moisture was detected to bathroom shower walls inside the property. All areas with high moisture should be investigated by way of an invasive inspection by either a plumber and/or pest controller. High moisture levels also increase the likelihood of termite attack and may also be conducive to borer activity, wood decay, mould and deterioration of the building elements.

Note: Furniture and appliances may conceal or prevent moisture being detected.

Wood rot or fungal decay was not found in the at the time of inspection. Wood rot is conducive to termite activity, all susceptible timbers (where applicable) should be removed and where applicable replaced with non-susceptible timber as soon as possible.

The following recommendations is strongly advised as they provide conducive conditions for termite and timber pest activity. Conditions that can significantly increase the risk of a timber pest attack that were identified during the inspection:

- Apply sealant/grout where/when required.
- Monitor shower recess for leaks.
- Heavy foliage against building (Remove).

- Excessive moisture identified (Rectify).
- Roof plumbing not adequately connected (Rectify).
- Hot water tank overflow pipe needs to be drained away from house or into drain.
- Inadequate site drainage (Rectify).
- Brickwork cracking of garage wall to be assessed by a qualified brick layer or structural engineer.

The application of a post-construction chemical termite barrier is highly recommended for all properties, particularly if conducive conditions have been found on the site. Such barriers are highly effective in preventing termite attack on any timber building elements throughout the property. A durable notice should be placed in the switchboard unit to indicate current termite barriers.

At the time of inspection, it appeared as though no termite management system has been installed, with no evidence to suggest preventative works taking place. The client should consider gaining further advice from a pest controller as to the costs and procedures involved with this application. It is recommended that obtaining such advice be a short-term priority.

Please be aware that limitations did affect the inspection with inaccessible areas, insulation, sarking meant a complete inspection of the roof space was not possible, timber pest or termite activity and/or damage may not be visible.

It is strongly recommended that full access be gained as it could be harbouring timber pest activity and/or damage.

It is strongly recommended that a full inspection to AS 4349.3 or AS 3660.2 be carried out at least once every 12 months. Regular inspections DO NOT stop timber pest attack, but are designed to limit the amount of damage that may occur by detecting problems.


For further information, advice and clarification please contact Leon Vinci on: 0450 018 846

Section D Significant Items

The following items were noted as - For your information

Noted Item

Building: Main Building
 Location: All Areas > All Areas
 Finding: Additional Photos - Obstructions and Limitations
 Information: These photographs are an indication of the obstructions and limitations which impeded full inspection of the property at the time of inspection. These obstructions can hide an array of defects and should be removed to allow full inspection to be carried out. A re-inspection is recommended once the areas are made accessible.



Noted Item

Building: Main Building
 Location: All Areas > All Areas
 Finding: Additional Photos
 Information: Additional photos are provided for your general reference



Noted Item

Building: Main Building
Location: All Areas > All Areas
Finding: Additional Photos - Obstructions and Limitations
Information: These photographs are an indication of the obstructions and limitations which impeded full inspection of the property at the time of inspection. These obstructions can hide an array of defects and should be removed to allow full inspection to be carried out. A re-inspection is recommended once the areas are made accessible.





Noted Item

Building: Main Building
 Location: All Areas > All Areas
 Finding: Moisture Meter used: No Moisture Detected.
 Information: Moisture meter was used during the inspection and no excessive moisture was detected to accessible walls inside the property at the time of inspection.

Monitoring the area is advised and if any visual signs of excessive moisture appear (peeling paint, mould) then consultation with a qualified plumber, builder, or damp proof specialist would be advised to identify the cause of damp and to perform remedial works as required

NOTE: If the Property has been vacant or water not used for a period of time, moisture levels or leaks may not be detectable at the time of the inspection because often only frequent use of water pipes (showers, taps etc) result in a leak being identifiable. We advise further testing on pipes and water susceptible areas (such as the bathroom and laundry) after more frequent use has occurred.



Noted Item

Building: Main Building
 Location: All Areas > All Areas
 Finding: Pipe: Flexible Braided pipes.
 Information: Braided Stainless Steel Flexi connector hose are popular in modern home fit outs because they can be bent into shape. They started to be installed in the early two thousands and their use is now extremely widespread in contemporary construction and renovations.

Research from IAG, drawing on 15,000 escape of water claims over a 12 months suggest that they can become a ticking time bomb under the sink.

Flexible braided hoses accounted for more than one in five water damage claims lodged by Australian households according to research released by general insurer IAG.

The pipes, manufactured by a wide range of companies, appear to have a limited life span. A decade after a house is built, the risk that a pipe will burst, flooding a home increases significantly, according to IAG.

Most claims came from the owners of properties that were built between 11 and 30 years ago.

It is recommended that the Flexi pipes to be replaced at the owners discretion to avoid an “escape water incident” which may lead to water damage to other building elements in the home.

This work can be undertaken by a licensed plumber, general handy person at the owners discretion.



Noted Item

Building: Main Building
 Location: All Areas > All Areas
 Finding: Thermal imaging: No excessive moisture presentation.
 Information: At the time of inspection there appeared to be no excessive moisture presentation in this area.

NOTE: If the Property has been vacant for a period of time or wet areas not used, moisture levels or leaks may not be detectable at the time of the inspection because often only frequent use of water pipes (showers, taps etc) result in a leak being identifiable. We advise further testing on pipes and water susceptible areas (such as the bathroom and laundry) after more frequent use has occurred.





Noted Item

Building: Main Building
Location: Roof Void > All Areas
Finding: Roof void: limited access.
Information: Limited access to the roof void was present due to facts including but not limited to access hatch size or placement, insulation, low pitched roof area, for this reason inspection to the roof void was minimal and a range of defect's from minor to major may not be visible at the time of inspection.





Definitions to help you better understand this report

Access hole (cover)	An opening in flooring or ceiling or other parts of a structure (such as service hatch, removable panel) to allow for entry to carry out an inspection, maintenance or repair.
Accessible area	An area of the site where sufficient, safe and reasonable access is available to allow inspection within the scope of the inspection.
Appearance defect	Fault or deviation from the intended appearance of a building element.
Asbestos-Containing Material (ACM)	Asbestos-containing material (ACM) means any material or thing that, as part of its design, contains asbestos.
Building element	A portion of a building that, by itself or in combination with other such parts, fulfils a characteristic function. NOTE: For example supporting, enclosing, furnishing or servicing building space.
Client	The person or other entity for whom the inspection is being carried out.
Conditions Conducive to Termite Activity	Noticeable building deficiencies or environmental factors that may contribute to the presence of Termites.
Defect	Fault or deviation from the intended condition of a material, assembly, or component.
Detailed assessment	An assessment by an accredited sampler to determine the extent and magnitude of methamphetamine contamination in a property.
Inspection	Close and careful scrutiny of a building carried out without dismantling, in order to arrive at a reliable conclusion as to the condition of the building.
Inspector	Person or organisation responsible for carrying out the inspection.
Instrument Testing	Where appropriate the carrying out of Tests using the following techniques and instruments: (a) electronic moisture detecting meter - an instrument used for assessing the moisture content of building elements (b) stethoscope - an instrument used to hear sounds made by termites within building elements (c) probing - a technique where timber and other materials/areas are penetrated with a sharp instrument (e.g. bradawl or pocket knife), but does not include probing of decorative timbers or finishes, or the drilling of timber and trees and (d) sounding - a technique where timber is tapped with a solid object. (e) T3I - an instrument used to detect movement, moisture and changes in temperature within timber
Limitation	Any factor that prevents full or proper inspection of the building.
Major defect	A defect of sufficient magnitude where rectification has to be carried

	out in order to avoid unsafe conditions, loss of utility or further deterioration of the property.
Methamphetamine	An amphetamine-type stimulant that is highly addictive. Methamphetamine is a controlled substance, classified as a Class A (very high-risk) drug under the Misuse of Drug Act. This term is used as a grouping term to include all substances screened for, specifically: Ephedrine, Pseudoephedrine, Amphetamine, Methamphetamine, MDA and MDMA.
Methamphetamine contamination	A property or part of a property where the level of methamphetamine has been tested in accordance with this standard and found to exceed 0.5 micrograms/100 cm ² (Residential) or 10 micrograms/100 cm ² (Commercial).
Methamphetamine production/manufacture	The manufacture of methamphetamine, including processing, packaging, and storage of methamphetamine and associated chemicals.
Minor defect	A defect other than a major defect.
Roof space/Roof void	Space between the roof covering and the ceiling immediately below the roof covering.
Screening assessment	An assessment by a screening sampler to determine whether or not methamphetamine is present.
Serviceability defect	Fault or deviation from the intended serviceability performance of a building element.
Significant item	An item that is to be reported in accordance with the scope of the inspection.
Site	Allotment of land on which a building stands or is to be erected.
Structural defect	Fault or deviation from the intended structural performance of a building element.
Structural element	Physically distinguishable part of a structure. NOTE: For example wall, columns, beam, connection.
Subfloor space	Space between the underside of a suspended floor and the ground.
Subterranean Termite Management Proposal	A written proposal in accordance with Australian Standard AS 3660.2 to treat a known subterranean termite infestation and/or manage the risk of concealed subterranean termite access to buildings and structures.
Termites	Wood destroying insects belonging to the order 'Isoptera' which commonly attack seasoned timber.
Tests	Additional attention to the visual examination was given to those accessible areas which the consultant's experience has shown to be

particularly susceptible to attack by Termites. Instrument Testing of those areas and other visible accessible timbers/materials/areas showing evidence of attack was performed.

Timber Pest Activity	Tell-tale signs associated with 'active' (live) and/or 'inactive' (absence of live) Timber Pests at the time of inspection.
Timber Pest Attack	Timber Pest Activity and/or Timber Pest Damage.
Timber Pest Damage	Noticeable impairments to the integrity of timber and other susceptible materials resulting from an attack by Timber Pests.
Urgent and Serious Safety Hazards	Building elements or situations that present a current or immediate potential threat of injury or disease to persons.

Terms on which this report was prepared

This report is based on the condition of the property at the time of inspection. We strongly recommend re-inspection 30 days after this report is issued as the general condition of the property is likely to have changed, including the extent of defects described and instance of potential undetected defects.

This report has been prepared in accordance with and subject to the pre-inspection agreement in place between the parties, which forms part of this Report.

This Report is prepared for the client identified above and may not be relied on by any other person without our express permission or by the purchase of this Report on our website.

SPECIAL ATTENTION SHOULD BE GIVEN TO THE SCOPE, LIMITATIONS AND EXCLUSIONS IN YOUR PRE-INSPECTION AGREEMENT AND THIS REPORT

Any of the exclusions or limitations identified for this Report may be the subject of a special-purpose inspection which we recommend being undertaken by an appropriately qualified inspector

RELIANCE AND DISCLOSURE

This report has been prepared based on conditions at the time of the report.

We own the copyright in this report and may make it available to third parties.

If your Property is in the Australian Capital Territory, you acknowledge we will make certain information about this Report available to the ACT Government for inclusion in the building and pest inspections public register if required under the *Civil Law (Sale of Residential Property) Act 2003*. This will include the fact the report has been prepared, the Property street address, date of the inspection, the name of the person who prepared the report and (if applicable) the entity that employs them.

UNDETECTED DEFECT RISK RATING

If this Report has identified a medium or high-risk rating for undetected defects, we strongly recommend a further inspection of areas that were inaccessible. This may include an invasive inspection that requires the removal or cutting of walls, floors or ceilings.

If the Property has been vacant for a period of time, moisture levels or leaks may not be detectable at the time of the inspection because often only frequent use of water pipes (showers, taps etc) result in a leak being identifiable. We advise further testing on pipes and water susceptible areas (such as the bathroom and laundry) after more frequent use has occurred.

IMPORTANT SAFETY INFORMATION:

This is not a report by a licensed plumber or electrician. We recommend a special-purpose

report to detect substandard or illegal plumbing and electrical work at the Property

This is not a smoke alarm report. We recommend all existing detectors in the Property be tested and advice sought as to the suitability of number, placement and operation.

This is not an asbestos report. There are potential products in the Property containing asbestos that will not be identified in this report. In order to accurately identify asbestos, we recommend performing an asbestos inspection, particularly for buildings built prior to 1988.

This is not a report on safety glass. Glazing in older homes may not reflect current standards and may cause significant injury if damaged. Exercise caution around the glass in older homes.

This is not a report on window opening restrictions. We have not inspected window opening restrictors. Window openings in older buildings may not reflect current standards and can be a potential risk. Window opening restrictors are advised for all second story or above windows with sill heights below 900mm. Some states make this a mandatory requirement. Owners should enquire of their local and state requirements to ensure compliance.

This is not a report on pool safety. If a swimming pool is present it should be the subject to a special purpose pool inspection.

External Timber Structures - Balcony and Decks. It is strongly recommended that a Structural Engineer is required to assess distributed load capacity of external timber structures such as balconies and decks, alerting users of the load capacity. Regular maintenance and inspections by competent practitioners to assess the ongoing durability of exposed external timber structures are needed.

This is not a Group Titled Property Report as per AS4349.2. If you require a report for a Group Titled Property as per this standard, please seek a separate inspection for Group Titled Properties.

MOISTURE

The identification of moisture, dampness or the evidence of water penetration is dependent on the weather conditions at the time an inspection. The absence of dampness identified in this Report does not necessarily mean the Property will not experience some damp problems in other weather conditions or that roofs, walls or wet areas are watertight.

Where the evidence of water penetration is identified we recommend detailed investigation of waterproofing in the surrounding area monitoring of the affected area over a period of time to fully detect and assess the cause of dampness.

MAINTENANCE OF THE PROPERTY

This Report is not a warranty or an insurance policy against problems developing with the Property in the future. Accordingly, a preventative maintenance program should be implemented which includes systematic inspections, detection and prevention of issues. Please contact the inspector who carried out this inspection for further advice.

It is strongly advised that appropriate steps be taken to remove, rectify or monitor any evidence of

conditions conducive to timber pest activity. Undertaking thorough regular inspections at intervals not exceeding twelve months (or more frequent inspections where the risk of timber pest attack is high or the building type is susceptible to attack). To further reduce the risk of subterranean termite attack, implement a management program in accordance with Australian Standard AS3660. This may include the installation of a monitoring and/or baiting system, or chemical and/or physical barrier. However, AS3660 stresses that subterranean termites can bridge or breach barrier systems and inspection zones and those thorough regular inspections of the building are necessary.

NO CERTIFICATION

- a) The Property has been compared to others of a similar age, construction type and method that had an acceptable level of basic maintenance completed.
- b) We don't advise you about title, ownership or other legal matters like easements, restrictions, covenants and planning laws. None of our inspections constitutes approval by a Building Surveyor, a certificate of occupancy or compliance with any law, regulation or standard, including any comment on whether the Property complies with current Australian Standards, Building Regulations or other legislative requirements.

RECTIFICATION COSTS

We don't provide advice on the costs of rectification or repair unless specifically identified in the scope of the Report. Any cost advice provided verbally or in this report must be taken as of a general nature and is not to be relied on. Actual costs depend on the quality of materials, the standard of work, what price a contractor is prepared to do the work for and may be contingent on approvals, delays and unknown factors associated with third parties. No liability is accepted for costing advice.