



Building and Timber Pest Inspection Report

Inspection Date: Fri, 6 Feb 2026

Property Address: 25 Leith Rd, Pennant Hills NSW 2120, Australia



Contents

	The Parties
Section A	Results of inspection - summary
Section B	General
Section C	Accessibility
Section D	Significant Items
Section E	Additional comments
Section F	Annexures to this report

Definitions to help you better understand this report

Terms on which this report was prepared

Special conditions or instructions

If you have any queries with this report or require further information, please do not hesitate to contact the person who carried out the inspection.

This Report has been prepared in accordance with the pre-inspection agreement in place between the parties set out below, which set out the purpose and scope of the inspection, and the significant items that will be reported on. This Report reflects the opinion of the inspector based on the documents that have been provided. This Report should be read in its entirety and in the context of the agreed scope of Services. If there is a discrepancy between the summary findings and the body of the Report, the body of the Report will prevail. We recommend that you should promptly implement any recommendation or advice in this Report, including recommendations of further inspections by another specialist. If you have any queries with this Report or require further information, please do not hesitate to contact the person who carried out the inspection. This Report contains reference to material that is the copyright of Standards Australia reproduced under agreement with SAI Global to Jim's Building Inspections (Australia).

Original Inspection Date: Fri, 6 Feb 2026

The Parties

Name of the Client:

Name of the Principal(if Applicable):

Job Address: 25 Leith Rd, Pennant Hills NSW 2120, Australia

Client's Email Address:

Client's Phone Number:

Consultant: Charlie Lichaa Ph: 0452342126
Email: Cherrybrook@jimbuildinginspections.com.au

Builders licence 66460C

Company Name: Jim's Building Inspections (Cherrybrook)

Company Address and Postcode: Cherrybrook 2126

Company Email: Cherrybrook@jimbuildinginspections.com.au

Company Contact Numbers: 0452342126

Special conditions or instructions

A report may be conditional on information provided by the person, agents or employees of the person requesting the report, apparent concealment of possible defects and a range of other factors

The following apply: Please note the property is old and needs a lot of maintenance.

All wet areas need renovation.

Also noted that the roof tiles are weathered and needs maintenance

Section A Results of Inspection - summary

A summary of your inspection is outlined below; please also refer to the Report.

	Found	Not Found
Safety Hazard	✓	
Major Defect	✓	
Minor Defect	✓	
Live Timber Pest Activity		✓
Timber Pest Damage		✓
Conditions Conducive to Timber Pest Activity	✓	
Evidence of fungal decay activity and/or damage	✓	
Evidence of wood borer activity and/or damage		✓
Evidence of a previous termite management program		✓

Overall Condition (Building)

In summary, the building, compared to others of similar age and construction is in the condition documented in this report.

Overall Condition (Timber Pest)

In summary, the building, compared to others of similar age and construction is highly susceptible to timber pests. A termite treatment is required.

Section B General

General description of the property

Building Type	Detached, Residential
Company or Strata title	No
Floor	Brick Stumps or Piers, Suspended Timber Frame
Furnished	Furnished
No. of bedrooms	4
Occupied	Unoccupied
Orientation	West
Other Building Elements	Driveway, Fence - Post and Rail Construction, Garage
Other Timber Bldg Elements	Architraves, Door Frames, Doors, Eaves, Fascias, Internal Joinery, Landscaping Timbers and Construction, Skirting Boards, Stumps, Floating Floor, Timber Wall Panelling, Window Frames, Weatherboards
Roof	Pitched, Tiled, Timber Framed
Storeys	Single
Walls	Light Weight Wall Clad, Timber Framed and Clad
Weather	Fine

Section C Accessibility

Areas Inspected

The following areas were inspected. As documented in your Pre-Inspection Agreement, obstructions and limitations to the accessible areas for inspection are to be expected in any inspection. Refer also to our listing of obstructions and limitations.

- Exterior
- Fencing
- Gardens
- Interior
- Roof Exterior - First Floor Only
- Roof Void - Part
- Subfloor - Part
- Trees
- Wall Exterior

The inspection excludes areas which are affected by obstructions, where access is limited or unsafe. We do not move obstructions and defects, timber pest activity or conditions conducive to these may not be obvious unless they are removed.

Inaccessible Areas

The following areas were inaccessible:

- Areas of low roof pitch preventing full inspection.
- Ceiling Cavity - Part.
- Areas of skillion or flat roof - no access
- Subfloor - Part.
- Wall exterior due to obstructions.

Any areas which are inaccessible at the time of inspection present a high risk for undetected defects and timber pest activity and conditions conducive to these. The client is advised to make inaccessible areas accessible wherever possible for re-inspection.

Obstructions and Limitations

Building defects, termite and timber pest activity as well as conditions conducive to both, may be concealed by the following obstructions which prevented full inspection:

- Above safe working height
- Appliances and equipment
- Areas of low roof pitch preventing full inspection
- Ceiling cavity inspection was obstructed by approximately 50% due to obstructions like insulation, ducting and poor clearance or access restrictions.
- Ceiling linings
- Chimney vents and flues
- Debris in gutters
- External concrete or paving
- External finished ground level
- Fixed ceilings
- Fixed Furniture - Built-in Cabinetry
- Floor coverings
- Furniture
- Lack of clearance - subfloor
- Subfloor area - Limited access due to restrictive crawl space
- Subfloor was obscured due to poor clearance and obstructions. Less than 25% of the inspectable area was accessible.
- Wall linings

The presence of obstructions increases the risk of undetected building defects, timber pest activity and conditions conducive to these. The client should make arrangement to remove obstructions where ever possible and re-inspect these areas urgently.

Undetected defect risk (Building)

A risk rating is provided to help you understand the degree to which accessibility issues and the presence of obstructions have limited the scope of the inspection

The risk of undetected defects is: **High**

When the risk of undetected defects is medium or high we strongly recommend further inspection

once access is provided or if the obstruction can be removed. Contact us for further advice.

Undetected defect risk (Timber Pest)

A risk rating is provided to help you understand the degree to which accessibility issues and the presence of obstructions have limited the scope of the inspection

The risk of undetected defects is: **High**

When the risk of undetected defects is medium or high we strongly recommend further inspection once access is provided or if the obstruction can be removed. Contact us for further advice.

Section D Significant Items

Safety Hazard

Finding 1.01

Building:	Main Building
Location:	Exterior walls - rear
Finding:	Window - Cracked
Information:	Cracks were identified in the window in this area. Cracking in windows is generally the result of impact damage, and is likely to develop further when left unmanaged.

The likelihood of this windowpane further cracking and shattering is increased exponentially, providing a safety hazard in the area. The cracked window also impairs the weather tightness of the building, creating potential for minor water leaks.

A qualified glazier is required to repair the window as soon as possible. Depending on the extent of the cracking, replacement of the window may be required. Please be advised that any persons coming into contact with the cracked window should do so with due caution to avoid any personal injury that may ensue.





Finding 1.02

Building:	Main Building
Location:	Roof Void
Finding:	Electrical junction box - Missing
Information:	Several wiring joins in the roof space are not adequately protected by a junction box. Junction boxes provide a second insulation barrier to adequately seal off and protect the wires, increasing the safety of the immediate environment and ensuring that the wiring is not damaged.

The absence of junction boxes in the roof space poses as an electrical safety hazard, providing risk of electrocution. It appears as though wiring in this area has been completed to a substandard level of workmanship, evidenced by the lack of adequate

wiring protection.

Appointment of a licensed electrician is highly advised to provide additional information on the risks of unprotected wiring and to install junction boxes and any other elements as required. Such works should be carried out as a matter of urgency; until this time, any persons within the roof space should exercise a high level of caution.




Major Defect

Finding 2.01

Building: Main Building
 Location: Exterior walls - right side
 Finding: Fencing - Deteriorated
 Information: It was noted at the time of inspection that sections of the fencing throughout the property have deteriorated. Typically fencing deteriorates due to age and or wear, rot and or rust which is generally expected for a structure of this age, due to prolonged exposure to weather conditions. Sometimes inadequate installation or maintenance can be to blame.

If left unattended, it is likely that further damage will occur. It is suspected that repair of several elements of the fencing may be required however replacement may be a consideration of the client also.

A licensed fencing contractor should be appointed to provide further advice and perform rectification works as necessary.



Finding 2.02

Building: Main Building
 Location: Exterior walls - rear
 Finding: Retaining wall - Defective
 Information:

The retaining wall in this area was found to be defective at the time of inspection. Generally, defective retaining walls are caused by poor original design or material use. However, deteriorated retaining walls may also be a result of substandard construction, poor site drainage or unmanaged stormwater flows.

If left unmanaged, the retaining wall may become a safety hazard if it continues to destabilise.

Significant repair and replacement should be expected. Where retaining walls are considered structural walls, a structural engineer / surveyor should be consulted regarding required remedial works. Otherwise, a landscaper or retaining wall installer may be appointed to repair or replace the wall, at the discretion of the client.






Finding 2.03

Building:	Main Building
Location:	Toilet (WC)
Finding:	Tiles - loose and grout missing
Information:	Loose tiled areas were identified at the time of inspection. The term loose refers to tiles that have become detached from their fixing, despite otherwise being in relatively good condition. Such defects are generally caused by physical or moisture damage to the area. Loose tiled areas may also be a direct result of poor workmanship during the construction process.

Tiled areas may swell and shrink with changes in air humidity if the area has sustained moisture damage. Any exposure to moisture is capable of causing tiled areas to become drummy and/or cracked over a prolonged period of time. Drummy tiled areas generally require removal and replacement of affected tiles, with adequate sealant and grouting.

Specialist trades are available for these types of services. A registered builder may be required to undertake works if damage is extensive or if secondary building defects have resulted. Otherwise, it is advised that a tiling contractor be appointed to perform works as necessary. Immediate action is recommended to ensure that no further damage is sustained in the affected area.





Finding 2.04

Building: Main Building

Location: Laundry

Finding: Tiles - Cracked or damaged

Information: Cracking was evident to the tiling in this area at the time of inspection. While the cracking appears to be minor, this area is frequently exposed to water, allowing potential for water penetration into adjoining sections of walls or flooring.

If left unmanaged, water penetration to these areas may lead to subsequent water damage, which is likely necessitate repair work to affected building elements.

A tiling contractor should be appointed to ensure that no further water damage occurs. The re-application of silicone and grouting throughout remaining tile work is also advised, to further protect the area against water penetration.

Where water penetration has led to water damage, appointment of a relevant tradesperson may be required to repair damaged building elements.





Finding 2.05

Building:	Main Building
Location:	Bathroom
Finding:	Shower - Leaking
Information:	High Moisture was evident to the shower base at the time of inspection. It is suspected that the leaking has occurred as a result of general ageing of the building elements.

Leaking from the shower base, where left unattended, is likely to lead to water damage to adjoining flooring and walls. Such damage can lead to water damage and necessitate extensive remedial works being required. Active water leaks may also create an environment that is susceptible to the formation and development of mould.

Appointment of a tiling contractor is required to repair or replace the shower base. Such works should be performed as soon as possible to ensure that no further damage occurs.



Finding 2.06

Building:	Main Building
Location:	Bathroom
Finding:	Toilet - Leaking

Information: At the time of inspection, the toilet showed evidence of leaking during operation.

Although common, internal water leaks can be detrimental to surrounding building elements. Rust, corrosion, decay and water damage are all potential outcomes of a water leak that is left unattended, which are then likely to develop into more serious defects and may necessitate major repair works. Additionally, internal water leaks may significantly increase the water usage within the property.

It is highly advised that internal water leak be addressed by a licensed plumber as soon as possible. Use of the leaking toilet should be minimised until such time.



Finding 2.07

Building: Main Building



Location: Subfloor

Finding: Retaining wall - Defective

Information: The retaining wall in this area was found to be defective at the time of inspection. Generally, defective retaining walls are caused by poor original design or material use. However, deteriorated retaining walls may also be a result of substandard construction, poor site drainage or unmanaged stormwater flows.

If left unmanaged, the retaining wall may become a safety hazard if it continues to destabilise.

Significant repair and replacement should be expected. Where retaining walls are considered structural walls, a structural engineer / surveyor should be consulted regarding required remedial works. Otherwise, a landscaper or retaining wall installer may be appointed to repair or replace the wall, at the discretion of the client.



Finding 2.08

Building:	Main Building
Location:	Subfloor
Finding:	Damp - Rising
Information:	Rising damp describes the upward movement of water in low sections of building elements (e.g. walls) by capillary action - the movement of water through porous materials such as bricks, sandstone or mortar.

Rising damp is generally managed by the installation of a damp proof course during construction. A Damp Proof Course (DPC) is an impermeable barrier at the base of the wall above ground level. However, many 19th Century buildings have no damp course installed, or the materials have failed. The DPC may have been omitted as a consequence of poor workmanship, or it may have been bridged where materials built up against the side of the house allow moisture ingress above the DPC level.

Left unmanaged, rising damp can lead to health problems resulting from mould growth and can have major implications on affected building elements, including wall

finishes like paint and plasterwork.

The first step in addressing rising damp is to diagnose the cause. The identified cause should be addressed first before addressing the appearance and other defects which have resulted from the rising damp. If the original cause is not resolved, further cases of damp are likely to ensue, resulting in secondary defects.

Consultation with a qualified plumber is advised immediately to identify the cause of the damp and perform remedial works as required.



Minor Defect

Finding 3.01

Building:	Main Building
Location:	Exterior walls - front
Finding:	Render - Drummy
Information:	Drummy rendered areas were identified at the time of inspection. The term 'drummy' refers to render that has become detached from its fixing, despite it still being solid. Such defects are generally caused by physical or moisture damage to the area. Drummy render may also be a direct result of poor workmanship during the construction process.

Render may swell and shrink with changes in air humidity if the area has sustained moisture damage. Any exposure to moisture is capable of causing rendered areas to become drummy and/or cracked over a prolonged period of time. Drummy render generally requires chipping off and re-rendering or painting.

Specialist trades are available for these types of services. A registered builder may be required to undertake works if damage is extensive, or if secondary building defects have resulted. Immediate action is recommended to ensure that no further damage is sustained in the affected area.



Finding 3.02

Building:	Main Building
Location:	All Areas
Finding:	External painting deteriorated
Information:	Much of the external paintwork including but not limited to windows, fascias, guttering, veranda and other external fitments have been neglected and require attention to prepare and re-paint.

Whilst incomplete or missing paint finish is generally an appearance defect, it can also lead to the development of secondary building defects over time. Incomplete areas of paint finish expose the area to moisture, potentially accelerating the deterioration of underlying building materials.

Degraded paint finishes should be sanded back, filled, leveled and painted, as applicable. Where inadequate or missing paint protection has led to the deterioration of the associated building element, repair and/or replacement of this building element may be required.

A painting contractor should be appointed as soon as possible to perform necessary works to aid the appearance of the affected area and to ensure the area is protected against further deterioration. Alternatively, the homeowner following manufacturer instructions may perform these works.



Finding 3.03

Building:	Main Building
Location:	Exterior walls - left side
Finding:	Subsidence Monitor
Information:	It appears that the wall structure has been affected by movement of the foundations, often referred to as sinking or subsidence. A degree of movement is expected in subfloors over time, especially as environmental conditions change and buildings settle after construction.


The apparent subsidence is evidenced by some gaps and cracks to brickwork, usually adjacent to windows or openings, excessive footpath movement and undulation of floors.

General subsidence is usually initiated by changes in soil moisture content. The most critical factor is identifying the specific causes, and identifying if this is a recurring or ongoing problem, or one that has been resolved by previous works in the past.

Subsidence can have complex and varying causes, which will influence the required remedial works. If movement continues It is advised to consult a structural engineer to determine if repair works are warranted. Works may include some form of underpinning, as well as addressing the underlying cause. Consultation with a geotechnical engineer may also be necessary where changes to soil moisture content is apparent.

A Registered Builder would then generally carry out works as advised by an Engineer.

At this point it is recommended to contain storm water flows, ensure pavements flow away from the building to lessen any excessive wetting and drying effects.



Finding 3.04

Building:	Main Building
Location:	Exterior walls - left side
Finding:	Gutter miters leaking
Information:	Gutters are showing signs of deterioration and leaks where identified from mitre joints.

This style of the gutter is designed to hold a small amount of water but mitres must be sealed to prevent any leaks.

Leaking gutters will create excessively damp conditions around the base perimeter of the building and will also lead to termite conducive conditions.

A roofing plumber can provide further advice in cost for repairs.



Finding 3.05

Building:	Main Building
-----------	---------------

Location:	Exterior walls - right side
Finding:	Storm water pipe - Damaged
Information:	Breakage occurs generally when the building materials have either aged and decayed, or as a result of damage (accidental or deliberate).

Repair or replacement of broken elements is advised to ensure that additional secondary defects do not arise as a consequence. Such works are necessary, as all building elements play a key role in the operation and function of the overall structure and its performance.

A qualified plumber should be appointed to repair or replace the affected building element prior to any subsequent damage being caused.



Finding 3.06

Building:	Main Building
Location:	Toilet (WC)
Finding:	Door/weathered
Information:	External doors that are frequently exposed to harsh weather conditions require adequate protection in order to maintain their condition. Where doors are not painted or treated in any way general deterioration is likely to occur at an accelerated rate.

If left unattended replacement of this door is likely to be necessary in the short-term future.

Adequate treatment of the door is required as soon as possible or painting contractor or general handyman.



Finding 3.07

Building: Main Building
 Location: Laundry
 Finding: Laundry cupboard/deteriorated
 Information: At the time of inspection it was noted that the laundry cupboard were delaminating due to age and exposure to water or moisture ,also could be due to low quality doors or the misuse by the occupants or the lack of ventilation.

A qualified cabinets maker should be contacted to make good at the client discretion.



Finding 3.08

Building: Main Building
 Location: Bedroom
 Finding: Ceiling - Water damaged
 Information: Water damage to the ceiling lining is generally an indication of excessive moisture being present in the roof void, usually via a leak to the roof covering.

Where water damage is evident to the ceiling, the primary requirement is to identify and rectify the source of the leak. A roofing plumber should be appointed as soon as possible to identify the leak and perform rectification works as necessary, ensuring the water damage is restricted.

Once the leak is repaired, consultation with relevant tradespeople, including plasterers and painters, is advised. Rectification works may include replacement of ceiling lining or minor repainting, depending on the extent of the damage.



Finding 3.09

Building: Main Building

Location: Bedroom2

Finding: Flooring - Uneven

Information: The internal flooring in this area is out of level and uneven. Uneven flooring is likely to indicate minor defects such as expected movement of the foundations of the property, but may also indicate subsidence of the associated subfloor stumps.

It is advised that the flooring be closely monitored to identify any further movement. Where flooring remains relatively unchanged for an extended period of time (i.e. several months), it is likely that this defect has been caused by expected movement of the foundations of the property.

However, where flooring is uneven further, potentially invasive inspection of the subfloor structures and stumps in this area is required. In this case, works to repair are likely to be required, and would be carried out by a registered builder specialising in re-stumping.



Finding 3.10

Building:	Main Building
Location:	Hallway
Finding:	Floor tiles - Cracked
Information:	Cracking in the floor tiles was evident in this area at the time of inspection. It is suspected that this cracking has occurred as a result of the floor being uneven and lacking a solid or suitable foundation for the tiles to be laid on. Settlement in the floor foundations may also have caused movement and resulted in the cracking of tiles in this area.

Cracked tiles throughout the household detract from the overall appearance of the affected areas, as well as creating potential for water penetration to adjoining building elements. If left unmanaged, water damage may occur as a result of constant water penetration over a prolonged period of time.

While not considered a matter of urgency, replacement of cracked floor tiles is advised as a solution. A tiling contractor or general handyperson may be appointed to perform these works at client discretion. Where cracks become more numerous, consultation with a registered builder specialising in re-stumping may be required.



Finding 3.11

Building:	Main Building
Location:	Roof Exterior
Finding:	Sagging roof - Lack of support
Information:	The roofing structure was found to be sagging in sections at the time of inspection. This sagging is likely due to the lack of support to the roof members (rafters). These support members are referred to as under purlins and struts. While this type of construction is common for the era of building, additional support may be required.

Sagging roof structures are likely to create strain on associated building elements, creating potential for secondary damage including the deterioration of roof coverings. The roof is also unlikely to have sufficient support, which may lead to further sagging if

left unmanaged.

It is advised that a Structural engineer be appointed to provide remedial advice which then could then be carried out by a licensed builder.

While it would appear that this defect has been present for a long period of time repair is recommended in the short term to ensure the longevity and structural integrity of the dwelling.



Finding 3.12

Building:	Main Building
Location:	Subfloor
Finding:	Flooring- Water stained
Information:	Water staining to floor linings in this area was evident at the time of inspection. Water staining indicates that surfaces have been exposed to excessive moisture over time. The minerals and other elements in the water lead to staining, which may graduate to corrosion and deterioration if left unmanaged.

While mostly an appearance defect, water staining can be indicative of more serious defects, which may be currently concealed .

Where water staining is active, a licensed plumber must be consulted to identify the cause of the staining and to provide advice on any reparation works that may be required. Replacement of any damaged structures is advised.

Conversely, where water staining is old and inactive, affected building materials may be repaired or replaced at client discretion.



Live Timber Pest Activity

No evidence was found

Timber Pest Damage

No evidence was found

Conditions Conducive to Timber Pest Activity

Finding 6.01

Building: Main Building
 Location: Exterior walls - front
 Finding: Garden Beds - Conditions Conducive to Termites
 Information: Garden beds were found to be evident in the garden area. These garden beds can include untreated timber, and with a combination of moisture from watering hosing can make conditions conducive to termite activity and termite ingress.



Finding 6.02

Building: Main Building

Location: Exterior walls - front
 Finding: Stormwater drain - Not connected
 Information: The roof plumbing is not adequately connected to stormwater drainage on the site. This disconnection negatively impacts the functional capacity of the roof plumbing.

Where roof plumbing doesn't drain adequately, the area at the base perimeter can become excessively damp, potentially creating an environment that is susceptible to rust and corrosion of surrounding building elements, as well as attracting termites and other pests.

It is highly recommended that a plumber be appointed to further inspect the area and to install adequate drainage equipment where necessary.



Finding 6.03

Building: Main Building
 Location: Exterior walls - right side
 Finding: Air conditioner - Disconnected overflow
 Information: The Air Conditioner (A/C) overflow was found to be disconnected from storm water drainage and is creating excessive moisture in the surrounding area.

Such leaking creates an environment which is conducive to an array of defects, including water damage to associated building elements and the attraction of termite or timber pest infestation.

It is highly recommended that a licensed plumber be appointed to connect the A/C overflow in order to prevent such an environment from being created. These minor works should be carried out as soon as possible.



Finding 6.04

Building:	Main Building
Location:	Exterior walls - right side
Finding:	Stormwater drain - Not connected
Information:	The roof plumbing is not adequately connected to stormwater drainage on the site. This disconnection negatively impacts the functional capacity of the roof plumbing.

Where roof plumbing doesn't drain adequately, the area at the base perimeter can become excessively damp, potentially creating an environment that is susceptible to rust and corrosion of surrounding building elements, as well as attracting termites and other pests.

It is highly recommended that a plumber be appointed to further inspect the area and to install adequate drainage equipment where necessary.



Evidence of fungal decay activity and/or damage

Finding 7.01

Building:	Main Building
Location:	Exterior walls - front

Finding: Wood rot

Information: The wall cladding shows evidence of wood rot. Wood rot, also known as Fungal Decay, occurs when timbers and other cellulose building materials are exposed to damp conditions on an ongoing basis. This could be the result of exposure to weathering over a prolonged period of time, or the attraction of excessive moisture from other abutting building materials. Contributing factors also include poor air ventilation in the area.

Early intervention and regular maintenance, particularly of exterior timbers, will prolong the useful life of these building elements. Prior to any works being performed, the cause of the moisture that has created the visible wood rot should be identified and addressed in a suitable manner. Replacement of affected timbers may then be a necessary step in protecting surrounding building elements from such deterioration.

A qualified carpenter or registered builder may also be required to replace affected building materials.



Finding 7.02

Building: Main Building

Location: Exterior walls - front

Finding: Fascias - Wood rot

Information: Wood rot was found to be affecting fascias and barges in this area, evidenced by the

presence of mould on the surface in some areas. Wood rot, also known as Fungal Decay, occurs when timbers and other cellulose building materials are exposed to damp conditions on an ongoing basis.

It is likely that this wood rot has developed as a result of faults in the roof plumbing, creating excessive moisture in this areas. Frequent exposure to rain and other weather conditions also make fascias and barges susceptible to accelerated deterioration.

Early intervention and regular maintenance will prolong the useful life of these building elements. Prior to any works being performed, the cause of the moisture that has created the visible wood rot should be identified and addressed in a suitable manner.

It is advised that a roof plumber be appointed to inspect all roof plumbing and subsequently identify the cause of the wood rot. Replacement of affected fascias and barges may then be a necessary step in protecting surrounding building elements from such deterioration.

. A qualified carpenter or registered builder may also be required to replace affected building materials.



Finding 7.03

Building:	Main Building
Location:	Bathroom
Finding:	Wood rot
Information:	This door jamb shows evidence of wood rot. Wood rot, also known as Fungal Decay, occurs when timbers and other cellulose building materials are exposed to damp conditions on an ongoing basis. This could be the result of exposure to weathering over a prolonged period of time, or the attraction of excessive moisture from other abutting building materials. Contributing factors also include poor air ventilation in the area.

Early intervention and regular maintenance, particularly of exterior timbers, will prolong the useful life of these building elements. Prior to any works being performed, the cause of the moisture that has created the visible wood rot should be identified and

addressed in a suitable manner. Replacement of affected timbers may then be a necessary step in protecting surrounding building elements from such deterioration.

A qualified carpenter or registered builder may also be required to replace affected building materials.



Evidence of wood borer activity and/or damage

No evidence was found

Section D Significant Items

D4 Further Inspections

We advise that you seek additional specialist inspections from a qualified and, where appropriate, licensed

- Termite and Timber Pest Technician / Licensed Pest Controller
- Structural Engineer

Jim's Building Inspections can put you in contact with qualified and licensed providers of these and other trades services. Please contact your inspector for recommendations, or visit www.jims.net.

D5 Conclusion - Assessment of overall condition of property

- The building appears to be in poor condition compared to buildings of similar age and construction .minor and major defects and safety hazards were found at the time of the inspection.

The following recommendations are highly advised to avoid further damage or deterioration of the building elements:

- Adjust binding doors.
- Maintenance is required to windows
- Adequately connect all down pipes to the stormwater drainage.
- Cleaning and maintenance is required to the roof gutters and valleys
- apply sealant grout where required
- improve subfloor ventilation
- improve site drainage.
- repair leaning fencing
- replace cracked windows and secure glass

For further information, advice and clarification please contact Charlie Lichaa on: 0452342126

Section D Significant Items

The following items were noted as - For your information

Noted Item

Building: Main Building
Location: All Areas
Finding: Additional Photos - Obstructions and Limitations
Information: These photographs are an indication of the obstructions and limitations which impeded full inspection of the property at the time of inspection. These obstructions can hide an array of defects and should be removed to allow full inspection to be carried out. A re-inspection is recommended once the areas are made accessible.









Noted Item

Building:	Main Building
Location:	All Areas
Finding:	Asbestos - Suspected ACM Identified on Site
Information:	Reporting on Asbestos is outside the Scope of this Report. This suspected defect is highlighted as a caution only. We suspect, based on our experience in the building industry, that there is a higher risk of the identified building element containing asbestos.

As Asbestos Reporting is outside the scope of this report, we advise that you consider a separate Asbestos Inspection and Condition Audit, which can include the taking of samples for definitive confirmation of the presence of Asbestos.

In the interim, the client is advised to act with caution, especially when considering any damage to building materials general wear and tear renovations extensions demolition and general maintenance activities due to the suspected presence of Asbestos.



Noted Item

Building: Main Building
 Location: Roof Void
 Finding: Sarking - Missing
 Information: Sarking is missing under the roof sheeting. Sarking acts as an insulator that helps with noise reduction and protects against water penetration. Sarking plays a key role in the operation and function of the overall roofing structure and its performance.

Although not a requirement at the time of construction, replacement of any missing building element is advisable (although this can be quite expensive to do after the time of construction). Where sarking is missing, regular inspections of the roof tiles for cracking and potential moisture penetration is required.

Sarking may be retrospectively fitted by a registered builder at the discretion of the client.



Definitions to help you better understand this report

Access hole (cover)	An opening in flooring or ceiling or other parts of a structure (such as service hatch, removable panel) to allow for entry to carry out an inspection, maintenance or repair.
Accessible area	An area of the site where sufficient, safe and reasonable access is available to allow inspection within the scope of the inspection.
Appearance defect	Fault or deviation from the intended appearance of a building element.
Asbestos-Containing Material (ACM)	Asbestos-containing material (ACM) means any material or thing that, as part of its design, contains asbestos.
Building element	A portion of a building that, by itself or in combination with other such parts, fulfils a characteristic function. NOTE: For example supporting, enclosing, furnishing or servicing building space.
Client	The person or other entity for whom the inspection is being carried out.
Conditions Conducive to Termite Activity	Noticeable building deficiencies or environmental factors that may contribute to the presence of Termites.
Defect	Fault or deviation from the intended condition of a material, assembly, or component.
Detailed assessment	An assessment by an accredited sampler to determine the extent and magnitude of methamphetamine contamination in a property.
Inspection	Close and careful scrutiny of a building carried out without dismantling, in order to arrive at a reliable conclusion as to the condition of the building.
Inspector	Person or organisation responsible for carrying out the inspection.
Instrument Testing	Where appropriate the carrying out of Tests using the following techniques and instruments: (a) electronic moisture detecting meter - an instrument used for assessing the moisture content of building elements (b) stethoscope - an instrument used to hear sounds made by termites within building elements (c) probing - a technique where timber and other materials/areas are penetrated with a sharp instrument (e.g. bradawl or pocket knife), but does not include probing of decorative timbers or finishes, or the drilling of timber and trees and (d) sounding - a technique where timber is tapped with a solid object. (e) T3I - an instrument used to detect movement, moisture and changes in temperature within timber
Limitation	Any factor that prevents full or proper inspection of the building.
Major defect	A defect of sufficient magnitude where rectification has to be carried

	out in order to avoid unsafe conditions, loss of utility or further deterioration of the property.
Methamphetamine	An amphetamine-type stimulant that is highly addictive. Methamphetamine is a controlled substance, classified as a Class A (very high-risk) drug under the Misuse of Drug Act. This term is used as a grouping term to include all substances screened for, specifically: Ephedrine, Pseudoephedrine, Amphetamine, Methamphetamine, MDA and MDMA.
Methamphetamine contamination	A property or part of a property where the level of methamphetamine has been tested in accordance with this standard and found to exceed 0.5 micrograms/100 cm ² (Residential) or 10 micrograms/100 cm ² (Commercial).
Methamphetamine production/manufacture	The manufacture of methamphetamine, including processing, packaging, and storage of methamphetamine and associated chemicals.
Minor defect	A defect other than a major defect.
Roof space/Roof void	Space between the roof covering and the ceiling immediately below the roof covering.
Screening assessment	An assessment by a screening sampler to determine whether or not methamphetamine is present.
Serviceability defect	Fault or deviation from the intended serviceability performance of a building element.
Significant item	An item that is to be reported in accordance with the scope of the inspection.
Site	Allotment of land on which a building stands or is to be erected.
Structural defect	Fault or deviation from the intended structural performance of a building element.
Structural element	Physically distinguishable part of a structure. NOTE: For example wall, columns, beam, connection.
Subfloor space	Space between the underside of a suspended floor and the ground.
Subterranean Termite Management Proposal	A written proposal in accordance with Australian Standard AS 3660.2 to treat a known subterranean termite infestation and/or manage the risk of concealed subterranean termite access to buildings and structures.
Termites	Wood destroying insects belonging to the order 'Isoptera' which commonly attack seasoned timber.
Tests	Additional attention to the visual examination was given to those accessible areas which the consultant's experience has shown to be

particularly susceptible to attack by Termites. Instrument Testing of those areas and other visible accessible timbers/materials/areas showing evidence of attack was performed.

Timber Pest Activity	Tell-tale signs associated with 'active' (live) and/or 'inactive' (absence of live) Timber Pests at the time of inspection.
Timber Pest Attack	Timber Pest Activity and/or Timber Pest Damage.
Timber Pest Damage	Noticeable impairments to the integrity of timber and other susceptible materials resulting from an attack by Timber Pests.
Urgent and Serious Safety Hazards	Building elements or situations that present a current or immediate potential threat of injury or disease to persons.

Terms on which this report was prepared

This report is based on the condition of the property at the time of inspection. We strongly recommend re-inspection 30 days after this report is issued as the general condition of the property is likely to have changed, including the extent of defects described and instance of potential undetected defects.

This report has been prepared in accordance with and subject to the pre-inspection agreement in place between the parties, which forms part of this Report.

This Report is prepared for the client identified above and may not be relied on by any other person without our express permission or by the purchase of this Report on our website.

SPECIAL ATTENTION SHOULD BE GIVEN TO THE SCOPE, LIMITATIONS AND EXCLUSIONS IN YOUR PRE-INSPECTION AGREEMENT AND THIS REPORT

Any of the exclusions or limitations identified for this Report may be the subject of a special-purpose inspection which we recommend being undertaken by an appropriately qualified inspector

RELIANCE AND DISCLOSURE

This report has been prepared based on conditions at the time of the report.

We own the copyright in this report and may make it available to third parties.

If your Property is in the Australian Capital Territory, you acknowledge we will make certain information about this Report available to the ACT Government for inclusion in the building and pest inspections public register if required under the *Civil Law (Sale of Residential Property) Act 2003*. This will include the fact the report has been prepared, the Property street address, date of the inspection, the name of the person who prepared the report and (if applicable) the entity that employs them.

UNDETECTED DEFECT RISK RATING

If this Report has identified a medium or high-risk rating for undetected defects, we strongly recommend a further inspection of areas that were inaccessible. This may include an invasive inspection that requires the removal or cutting of walls, floors or ceilings.

If the Property has been vacant for a period of time, moisture levels or leaks may not be detectable at the time of the inspection because often only frequent use of water pipes (showers, taps etc) result in a leak being identifiable. We advise further testing on pipes and water susceptible areas (such as the bathroom and laundry) after more frequent use has occurred.

IMPORTANT SAFETY INFORMATION:

This is not a report by a licensed plumber or electrician. We recommend a special-purpose

report to detect substandard or illegal plumbing and electrical work at the Property

This is not a smoke alarm report. We recommend all existing detectors in the Property be tested and advice sought as to the suitability of number, placement and operation.

This is not an asbestos report. There are potential products in the Property containing asbestos that will not be identified in this report. In order to accurately identify asbestos, we recommend performing an asbestos inspection, particularly for buildings built prior to 1988.

This is not a report on safety glass. Glazing in older homes may not reflect current standards and may cause significant injury if damaged. Exercise caution around the glass in older homes.

This is not a report on window opening restrictions. We have not inspected window opening restrictors. Window openings in older buildings may not reflect current standards and can be a potential risk. Window opening restrictors are advised for all second story or above windows with sill heights below 900mm. Some states make this a mandatory requirement. Owners should enquire of their local and state requirements to ensure compliance.

This is not a report on pool safety. If a swimming pool is present it should be the subject to a special purpose pool inspection.

External Timber Structures - Balcony and Decks. It is strongly recommended that a Structural Engineer is required to assess distributed load capacity of external timber structures such as balconies and decks, alerting users of the load capacity. Regular maintenance and inspections by competent practitioners to assess the ongoing durability of exposed external timber structures are needed.

This is not a Group Titled Property Report as per AS4349.2. If you require a report for a Group Titled Property as per this standard, please seek a separate inspection for Group Titled Properties.

MOISTURE

The identification of moisture, dampness or the evidence of water penetration is dependent on the weather conditions at the time an inspection. The absence of dampness identified in this Report does not necessarily mean the Property will not experience some damp problems in other weather conditions or that roofs, walls or wet areas are watertight.

Where the evidence of water penetration is identified we recommend detailed investigation of waterproofing in the surrounding area monitoring of the affected area over a period of time to fully detect and assess the cause of dampness.

MAINTENANCE OF THE PROPERTY

This Report is not a warranty or an insurance policy against problems developing with the Property in the future. Accordingly, a preventative maintenance program should be implemented which includes systematic inspections, detection and prevention of issues. Please contact the inspector who carried out this inspection for further advice.

It is strongly advised that appropriate steps be taken to remove, rectify or monitor any evidence of

conditions conducive to timber pest activity. Undertaking thorough regular inspections at intervals not exceeding twelve months (or more frequent inspections where the risk of timber pest attack is high or the building type is susceptible to attack). To further reduce the risk of subterranean termite attack, implement a management program in accordance with Australian Standard AS3660. This may include the installation of a monitoring and/or baiting system, or chemical and/or physical barrier. However, AS3660 stresses that subterranean termites can bridge or breach barrier systems and inspection zones and those thorough regular inspections of the building are necessary.

NO CERTIFICATION

- a) The Property has been compared to others of a similar age, construction type and method that had an acceptable level of basic maintenance completed.
- b) We don't advise you about title, ownership or other legal matters like easements, restrictions, covenants and planning laws. None of our inspections constitutes approval by a Building Surveyor, a certificate of occupancy or compliance with any law, regulation or standard, including any comment on whether the Property complies with current Australian Standards, Building Regulations or other legislative requirements.

RECTIFICATION COSTS

We don't provide advice on the costs of rectification or repair unless specifically identified in the scope of the Report. Any cost advice provided verbally or in this report must be taken as of a general nature and is not to be relied on. Actual costs depend on the quality of materials, the standard of work, what price a contractor is prepared to do the work for and may be contingent on approvals, delays and unknown factors associated with third parties. No liability is accepted for costing advice.