



Building and Timber Pest Inspection Report

Inspection Date: Tue, 20 Jan 2026

Property Address: 8 Fred St, Camp Hill QLD 4152, Australia



Contents

	The Parties
Section A	Results of inspection - summary
Section B	General
Section C	Accessibility
Section D	Significant Items
Section E	Additional comments
Section F	Annexures to this report

Definitions to help you better understand this report

Terms on which this report was prepared

Special conditions or instructions

If you have any queries with this report or require further information, please do not hesitate to contact the person who carried out the inspection.

This Report has been prepared in accordance with the pre-inspection agreement in place between the parties set out below, which set out the purpose and scope of the inspection, and the significant items that will be reported on. This Report reflects the opinion of the inspector based on the documents that have been provided. This Report should be read in its entirety and in the context of the agreed scope of Services. If there is a discrepancy between the summary findings and the body of the Report, the body of the Report will prevail. We recommend that you should promptly implement any recommendation or advice in this Report, including recommendations of further inspections by another specialist. If you have any queries with this Report or require further information, please do not hesitate to contact the person who carried out the inspection. This Report contains reference to material that is the copyright of Standards Australia reproduced under agreement with SAI Global to Jim's Building Inspections (Australia).

Original Inspection Date: Tue, 20 Jan 2026

The Parties

Name of the Client:

Name of the Principal(if Applicable):

Job Address: 8 Fred St, Camp Hill QLD 4152, Australia

Client's Email Address:

Client's Phone Number:

Consultant: Gordon Duncan Ph: 0478 121 200
Email: Kenmore@jimsbuildinginspections.com.au

QBCC 1281978

Company Name: Jim's Building Inspections Kenmore

Company Address and Postcode: Mount Crosby 4306

Company Email: Kenmore@jimsbuildinginspections.com.au

Company Contact Numbers: 0478 121 200

Special conditions or instructions

A report may be conditional on information provided by the person, agents or employees of the person requesting the report, apparent concealment of possible defects and a range of other factors

The following apply: Not Applicable

Section A Results of Inspection - summary

A summary of your inspection is outlined below; please also refer to the Report.

	Found	Not Found
Safety Hazard		✓
Major Defect		✓
Minor Defect	✓	
Live Timber Pest Activity		✓
Timber Pest Damage		✓
Conditions Conducive to Timber Pest Activity	✓	
Evidence of fungal decay activity and/or damage		✓
Evidence of wood borer activity and/or damage		✓
Evidence of a previous termite management program	✓	

Overall Condition (Building)

In summary, the building, compared to others of similar age and construction is in excellent condition with some minor defects found.

Overall Condition (Timber Pest)

In summary, the building, compared to others of similar age and construction is moderately susceptible to timber pests. A current termite treatment is in place. Minimum 12 monthly inspections should be carried out.

Section B General

General description of the property

Building Type	Detached, Residential
Company or Strata title	No
Floor	Concrete, Suspended Timber Frame
Furnished	Furnished
No. of bedrooms	5
Occupied	Occupied
Orientation	South
Other Building Elements	Driveway, Fence - Post and Rail Construction, Garage, Pool
Other Timber Bldg Elements	Door Frames, Doors, Architraves, Internal Joinery, Skirting Boards, Staircase, Floating Floor, Window Frames
Roof	Timber Framed, Corrugated Iron (e.g. Colourbond)
Storeys	Double
Walls	Brick Veneer (Timber Framed), Rendered, Light Weight Wall Clad
Weather	Fine

Section C Accessibility

Areas Inspected

The following areas were inspected. As documented in your Pre-Inspection Agreement, obstructions and limitations to the accessible areas for inspection are to be expected in any inspection. Refer also to our listing of obstructions and limitations.

- Exterior
- Fencing
- Interior
- Gardens
- Roof Void - Part
- Pool Surrounds
- The Site
- Wall Exterior

The inspection excludes areas which are affected by obstructions, where access is limited or unsafe. We do not move obstructions and defects, timber pest activity or conditions conducive to these may not be obvious unless they are removed.

Inaccessible Areas

The following areas were inaccessible:

- Areas of low roof pitch preventing full inspection.
- Ceiling Cavity - Part.
- Exterior Roof Surface - Second Storey.
- Outside of the fencing.
- Roof Exterior.
- Site - Part.
- Wall Exterior - where neighbouring buildings immediately adjoin.

Any areas which are inaccessible at the time of inspection present a high risk for undetected defects and timber pest activity and conditions conducive to these. The client is advised to make inaccessible areas accessible wherever possible for re-inspection.

Obstructions and Limitations

Building defects, termite and timber pest activity as well as conditions conducive to both, may be concealed by the following obstructions which prevented full inspection:

- Above safe working height
- Areas of low roof pitch preventing full inspection
- Areas of skillion or flat roof - no access
- Appliances and equipment
- Ceiling linings
- Duct work
- Fixed ceilings
- Fixed Furniture - Built-in Cabinetry
- Floor coverings
- Insulation
- Furniture
- No safe point from which to access roof exterior
- Stored items
- Unsafe to Access Roof - No Fall Protection System
- Wall linings

The presence of obstructions increases the risk of undetected building defects, timber pest activity and conditions conducive to these. The client should make arrangement to remove obstructions where ever possible and re-inspect these areas urgently.

Undetected defect risk (Building)

A risk rating is provided to help you understand the degree to which accessibility issues and the presence of obstructions have limited the scope of the inspection

The risk of undetected defects is: **High**

When the risk of undetected defects is medium or high we strongly recommend further inspection once access is provided or if the obstruction can be removed. Contact us for further advice.

Undetected defect risk (Timber Pest)

A risk rating is provided to help you understand the degree to which accessibility issues and the presence of obstructions have limited the scope of the inspection

The risk of undetected defects is: **High**

When the risk of undetected defects is medium or high we strongly recommend further inspection once access is provided or if the obstruction can be removed. Contact us for further advice.

Section D Significant Items

Safety Hazard

No evidence was found

Major Defect

No evidence was found

Minor Defect

Finding 3.01

Building: Main Building

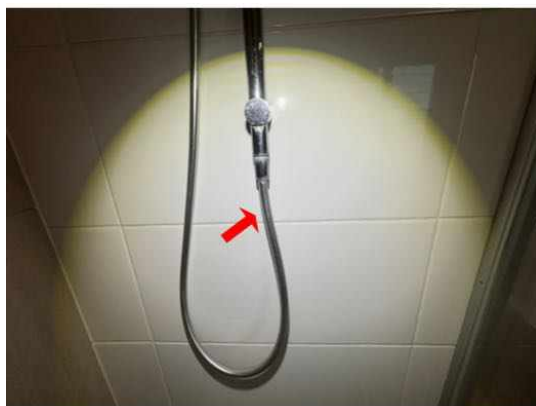
Location: Ensuite




Finding: Ensuite - elevated moisture reading

Information: At the time of the inspection, it was noted that elevated moisture readings were recorded below the shower rail on the right hand side. It was found that there was a hairline crack to the grout in this area. Several other examples of hairline cracks to the grout were found. This may be allowing moisture to penetrate behind the wall tiles.

Moisture behind the wall tiles may weaken the tile glue which could lead to tiles becoming loose. Replacing the grout would prolong the life of the bathroom.

A bathroom specialist could be engaged to replace the grout and seal the wall and floor tiles. This should be done as a short term priority.









Finding 3.02

Building:	Main Building
Location:	Ensuite
Finding:	Ensuite - grout missing
Information:	At the time of the inspection, it was noted that there were sections of grout missing from the floor in the ensuite. This may be due to general wear and tear.

Continued deterioration of the grout may lead to damage to the floor tiles. Moisture may be able to penetrate beneath the floor tiles.

A building maintenance professional or bathroom specialist could be engaged to replace the affected grout. This should be done as a short term priority.



Finding 3.03

Building: Main Building
 Location: Laundry
 Finding: Laundry - mixer tap leaking
 Information: At the time of the inspection, it was noted that there was a water leak from the mixer tap in the laundry. This may be due to general wear and tear of the tap seals.

Evidence of a water mark can be seen on the bench top below the mixer tap.

A licensed plumber should be engaged to replace the laundry mixer tap. This should be done as a short term priority.



Finding 3.04

Building: Main Building
 Location: Laundry
 Finding: Laundry - damage to laundry cabinet
 Information: At the time of the inspection, it was noted that there was damage to the base of the laundry cabinet. Marking on the base suggests a corrosive substance may have caused the damage. High moisture readings were recorded in this area. No signs of a water leak were found.

A building maintenance professional could be engaged to repair the cabinet. This can be done at the clients discretion.



Finding 3.05

Building:	Main Building
Location:	Kitchen
Finding:	Kitchen - flexible hose has signs of kinking
Information:	At the time of the inspection, it was noted that a flexible hose to the kitchen mixer had signs of kinking. This may be due to the length of the hose.

Flexible hoses typically have a 5 - 10 year lifespan. It is recommended that they be changed if they have signs of bulging, fraying, kinking or rust.



A licensed plumber should be engaged to replace both the flexible hose to the kitchen mixer. This should be done as a matter of urgency.



Finding 3.06

Building:	Main Building
Location:	Side elevation
Finding:	Render - minor cracking
Information:	At the time of the inspection, it was noted that there was minor cracking to the render on the right hand side of the dwelling. This may be due to the age of the materials.

A solid plasterer could be engaged to carry out these minor repairs. This can be done at the clients discretion.





Finding 3.07

Building: Main Building

Location: Bedroom 4

Finding: Bedroom 4 Walk in robe - door handle not latching

Information: At the time of the inspection, it was noted that the door to the walk in robe in bedroom 4 was not latching during normal operation. This detracts from the functionality of this door. This appears to be from general wear and tear.

A qualified carpenter or building maintenance professional may be appointed to perform rectification works as necessary, at client discretion. If left unattended, further functional impairment is likely to occur.



Live Timber Pest Activity

No evidence was found

Timber Pest Damage

No evidence was found

Conditions Conducive to Timber Pest Activity

Finding 6.01

Building:	Main Building
Location:	All External Areas
Finding:	Vegetation touching the building
Information:	At the time of the inspection, it was noted that there was vegetation touching the building in several locations. This creates a potential access point for termites to enter the building undetected bypassing the physical termite barrier. This is a conducive condition for termite activity.

The client is to ensure that the vegetation is trimmed back to prevent undetected termite entry to the building and to provide a clear inspection area between the vegetation and the dwelling. This should be done as a short term priority.



Evidence of fungal decay activity and/or damage

No evidence was found

Evidence of wood borer activity and/or damage

No evidence was found

Section D Significant Items

D4 Further Inspections

We advise that you seek additional specialist inspections from a qualified and, where appropriate, licensed

- Licensed Plumber
- Termite and Timber Pest Technician / Licensed Pest Controller

Jim's Building Inspections can put you in contact with qualified and licensed providers of these and other trades services. Please contact your inspector for recommendations, or visit www.jims.net.

D5 Conclusion - Assessment of overall condition of property

- Compared to dwellings of a similar age, the visual appraisal, and a limited assessment of the serviceability of the brick veneer, render and light weight clad building, at the time of the inspection, was in an excellent condition. All significant items have been noted in the body of this report, and will require addressing.

The laundry mixer tap and kinked flexible hose in the kitchen need to be replaced.

The grout in the ensuite needs to be replaced to prolong the life of the ensuite bathroom.

Evidence of a termite treatment system was found during the inspection. A durable notice was found in the meter box. A physical termite barrier was installed to the slab penetrations and perimeter during construction. The durable notice is dated the 01/08/2017.

Annual termite inspections must be carried out in partnership with a termite treatment system, physical or chemical, as termite treatment systems cannot be expected to be 100% effective. A termite treatment system and annual termite inspections are an important part of an ongoing termite management plan.

Due to the conducive conditions for termite activity, as per AS3660 and as referenced in section D4 - Further Inspections, a termite and timber pest technician must be engaged to carry out annual termite inspections as part of an ongoing termite management plan.

The termite and timber pest technician will advise if the frequency of the inspections should be increased once they have assessed the property. Termite inspections do not stop termites, however the damage they can cause may be lessened if caught early. Termite activity is generally concealed.

Some minor defects were noted. Maintenance items needing attention may be performed at the clients discretion. Work should not be neglected as further deterioration may occur.

For further information, advice and clarification please contact Gordon Duncan on: 0478 121 200

Section D Significant Items

The following items were noted as - For your information

Noted Item

Building: Main Building
Location: All Internal Areas
Finding: Obstructions and Limitations - Internal areas
Information: These photographs are an indication of the obstructions and limitations which impeded full inspection of the property of the internal areas at the time of inspection. These obstructions can hide an array of defects and should be removed to allow full inspection to be carried out. A re-inspection is recommended once the areas are made accessible.





Noted Item

Building: Main Building
Location: Roof Void
Finding: Obstructions and Limitations - Roof cavity
Information: These photographs are an indication of the obstructions and limitations which impeded full inspection of the property of the roof cavity

at the time of inspection. These obstructions can hide an array of defects and should be removed to allow full inspection to be carried out. A re-inspection is recommended once the areas are made accessible.



Noted Item

Building: Main Building
 Location: Master bedroom
 Finding: Master bedroom - window opening not restricted to 125mm
 Information: At the time of the inspection, it was noted that the window in the master bedroom was not restricted to opening to 125mm or less. It was able to be opened to the full extent of the opening. The window does not have a secure window screen, only a removable fly screen.

As of March 2018, windows that open, have a 2 metre or greater fall on the outside and are 1.7m or less from the internal floor level, are required to be restricted to an opening of no more than 125mm.

On 13th March 2018, an amendment to the Strata Schemes Management Act 2015 made it mandatory for residential strata schemes to fit suitable safety devices on applicable windows in the common area of strata buildings. As a result, the Building code of Australia was amended, affecting newly constructed buildings. A later amendment to the Strata Schemes Management Act was also made meaning existing buildings need to meet these same requirements which came into effect on 13th March 2018. Affected windows are any windows that can be accessed from the residence.

It is advisable to have window restrictors or secure security screens fitted to this window. This should be done as a short term priority.



The following items were noted as - Evidence of a previous termite management program

Noted Item

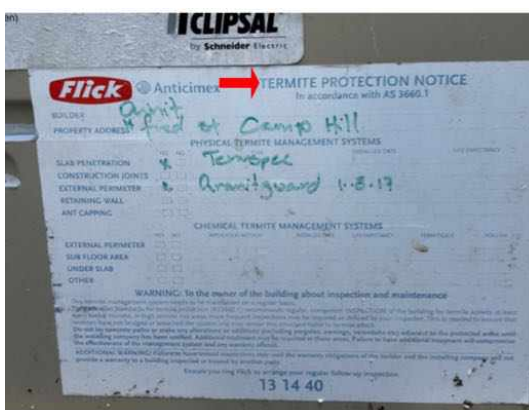
Building: Main Building
 Location: All External Areas

Finding: Evidence of a physical termite management system was identified.
 Information: At the time of the inspection, evidence of a physical termite management system was found by way of a durable notice in the electricity meter box.

A physical termite barrier was installed to the slab penetrations and perimeter during construction. The durable notice is dated the 01/08/2017.

A termite and timber pest technician should be engaged to carry out annual termite inspections as per AS 3660 in order to further protect the dwelling. Annual termite inspections must be carried out in partnership with any termite treatment system, physical or chemical, as no termite treatment system can be expected to be 100% effective.

A termite treatment system and annual termite inspections are an important part of an ongoing termite management plan.



Definitions to help you better understand this report

Access hole (cover)	An opening in flooring or ceiling or other parts of a structure (such as service hatch, removable panel) to allow for entry to carry out an inspection, maintenance or repair.
Accessible area	An area of the site where sufficient, safe and reasonable access is available to allow inspection within the scope of the inspection.
Appearance defect	Fault or deviation from the intended appearance of a building element.
Asbestos-Containing Material (ACM)	Asbestos-containing material (ACM) means any material or thing that, as part of its design, contains asbestos.
Building element	A portion of a building that, by itself or in combination with other such parts, fulfils a characteristic function. NOTE: For example supporting, enclosing, furnishing or servicing building space.
Client	The person or other entity for whom the inspection is being carried out.
Conditions Conducive to Termite Activity	Noticeable building deficiencies or environmental factors that may contribute to the presence of Termites.
Defect	Fault or deviation from the intended condition of a material, assembly, or component.
Detailed assessment	An assessment by an accredited sampler to determine the extent and magnitude of methamphetamine contamination in a property.
Inspection	Close and careful scrutiny of a building carried out without dismantling, in order to arrive at a reliable conclusion as to the condition of the building.
Inspector	Person or organisation responsible for carrying out the inspection.
Instrument Testing	Where appropriate the carrying out of Tests using the following techniques and instruments: (a) electronic moisture detecting meter - an instrument used for assessing the moisture content of building elements (b) stethoscope - an instrument used to hear sounds made by termites within building elements (c) probing - a technique where timber and other materials/areas are penetrated with a sharp instrument (e.g. bradawl or pocket knife), but does not include probing of decorative timbers or finishes, or the drilling of timber and trees and (d) sounding - a technique where timber is tapped with a solid object. (e) T3I - an instrument used to detect movement, moisture and changes in temperature within timber
Limitation	Any factor that prevents full or proper inspection of the building.
Major defect	A defect of sufficient magnitude where rectification has to be carried

	out in order to avoid unsafe conditions, loss of utility or further deterioration of the property.
Methamphetamine	An amphetamine-type stimulant that is highly addictive. Methamphetamine is a controlled substance, classified as a Class A (very high-risk) drug under the Misuse of Drug Act. This term is used as a grouping term to include all substances screened for, specifically: Ephedrine, Pseudoephedrine, Amphetamine, Methamphetamine, MDA and MDMA.
Methamphetamine contamination	A property or part of a property where the level of methamphetamine has been tested in accordance with this standard and found to exceed 0.5 micrograms/100 cm ² (Residential) or 10 micrograms/100 cm ² (Commercial).
Methamphetamine production/manufacture	The manufacture of methamphetamine, including processing, packaging, and storage of methamphetamine and associated chemicals.
Minor defect	A defect other than a major defect.
Roof space/Roof void	Space between the roof covering and the ceiling immediately below the roof covering.
Screening assessment	An assessment by a screening sampler to determine whether or not methamphetamine is present.
Serviceability defect	Fault or deviation from the intended serviceability performance of a building element.
Significant item	An item that is to be reported in accordance with the scope of the inspection.
Site	Allotment of land on which a building stands or is to be erected.
Structural defect	Fault or deviation from the intended structural performance of a building element.
Structural element	Physically distinguishable part of a structure. NOTE: For example wall, columns, beam, connection.
Subfloor space	Space between the underside of a suspended floor and the ground.
Subterranean Termite Management Proposal	A written proposal in accordance with Australian Standard AS 3660.2 to treat a known subterranean termite infestation and/or manage the risk of concealed subterranean termite access to buildings and structures.
Termites	Wood destroying insects belonging to the order 'Isoptera' which commonly attack seasoned timber.
Tests	Additional attention to the visual examination was given to those accessible areas which the consultant's experience has shown to be

particularly susceptible to attack by Termites. Instrument Testing of those areas and other visible accessible timbers/materials/areas showing evidence of attack was performed.

Timber Pest Activity	Tell-tale signs associated with 'active' (live) and/or 'inactive' (absence of live) Timber Pests at the time of inspection.
Timber Pest Attack	Timber Pest Activity and/or Timber Pest Damage.
Timber Pest Damage	Noticeable impairments to the integrity of timber and other susceptible materials resulting from an attack by Timber Pests.
Urgent and Serious Safety Hazards	Building elements or situations that present a current or immediate potential threat of injury or disease to persons.

Terms on which this report was prepared

This report is based on the condition of the property at the time of inspection. We strongly recommend re-inspection 30 days after this report is issued as the general condition of the property is likely to have changed, including the extent of defects described and instance of potential undetected defects.

This report has been prepared in accordance with and subject to the pre-inspection agreement in place between the parties, which forms part of this Report.

This Report is prepared for the client identified above and may not be relied on by any other person without our express permission or by the purchase of this Report on our website.

SPECIAL ATTENTION SHOULD BE GIVEN TO THE SCOPE, LIMITATIONS AND EXCLUSIONS IN YOUR PRE-INSPECTION AGREEMENT AND THIS REPORT

Any of the exclusions or limitations identified for this Report may be the subject of a special-purpose inspection which we recommend being undertaken by an appropriately qualified inspector

RELIANCE AND DISCLOSURE

This report has been prepared based on conditions at the time of the report.

We own the copyright in this report and may make it available to third parties.

If your Property is in the Australian Capital Territory, you acknowledge we will make certain information about this Report available to the ACT Government for inclusion in the building and pest inspections public register if required under the *Civil Law (Sale of Residential Property) Act 2003*. This will include the fact the report has been prepared, the Property street address, date of the inspection, the name of the person who prepared the report and (if applicable) the entity that employs them.

UNDETECTED DEFECT RISK RATING

If this Report has identified a medium or high-risk rating for undetected defects, we strongly recommend a further inspection of areas that were inaccessible. This may include an invasive inspection that requires the removal or cutting of walls, floors or ceilings.

If the Property has been vacant for a period of time, moisture levels or leaks may not be detectable at the time of the inspection because often only frequent use of water pipes (showers, taps etc) result in a leak being identifiable. We advise further testing on pipes and water susceptible areas (such as the bathroom and laundry) after more frequent use has occurred.

IMPORTANT SAFETY INFORMATION:

This is not a report by a licensed plumber or electrician. We recommend a special-purpose

report to detect substandard or illegal plumbing and electrical work at the Property

This is not a smoke alarm report. We recommend all existing detectors in the Property be tested and advice sought as to the suitability of number, placement and operation.

This is not an asbestos report. There are potential products in the Property containing asbestos that will not be identified in this report. In order to accurately identify asbestos, we recommend performing an asbestos inspection, particularly for buildings built prior to 1988.

This is not a report on safety glass. Glazing in older homes may not reflect current standards and may cause significant injury if damaged. Exercise caution around the glass in older homes.

This is not a report on window opening restrictions. We have not inspected window opening restrictors. Window openings in older buildings may not reflect current standards and can be a potential risk. Window opening restrictors are advised for all second story or above windows with sill heights below 900mm. Some states make this a mandatory requirement. Owners should enquire of their local and state requirements to ensure compliance.

This is not a report on pool safety. If a swimming pool is present it should be the subject to a special purpose pool inspection.

External Timber Structures - Balcony and Decks. It is strongly recommended that a Structural Engineer is required to assess distributed load capacity of external timber structures such as balconies and decks, alerting users of the load capacity. Regular maintenance and inspections by competent practitioners to assess the ongoing durability of exposed external timber structures are needed.

This is not a Group Titled Property Report as per AS4349.2. If you require a report for a Group Titled Property as per this standard, please seek a separate inspection for Group Titled Properties.

MOISTURE

The identification of moisture, dampness or the evidence of water penetration is dependent on the weather conditions at the time an inspection. The absence of dampness identified in this Report does not necessarily mean the Property will not experience some damp problems in other weather conditions or that roofs, walls or wet areas are watertight.

Where the evidence of water penetration is identified we recommend detailed investigation of waterproofing in the surrounding area monitoring of the affected area over a period of time to fully detect and assess the cause of dampness.

MAINTENANCE OF THE PROPERTY

This Report is not a warranty or an insurance policy against problems developing with the Property in the future. Accordingly, a preventative maintenance program should be implemented which includes systematic inspections, detection and prevention of issues. Please contact the inspector who carried out this inspection for further advice.

It is strongly advised that appropriate steps be taken to remove, rectify or monitor any evidence of

conditions conducive to timber pest activity. Undertaking thorough regular inspections at intervals not exceeding twelve months (or more frequent inspections where the risk of timber pest attack is high or the building type is susceptible to attack). To further reduce the risk of subterranean termite attack, implement a management program in accordance with Australian Standard AS3660. This may include the installation of a monitoring and/or baiting system, or chemical and/or physical barrier. However, AS3660 stresses that subterranean termites can bridge or breach barrier systems and inspection zones and those thorough regular inspections of the building are necessary.

NO CERTIFICATION

- a) The Property has been compared to others of a similar age, construction type and method that had an acceptable level of basic maintenance completed.
- b) We don't advise you about title, ownership or other legal matters like easements, restrictions, covenants and planning laws. None of our inspections constitutes approval by a Building Surveyor, a certificate of occupancy or compliance with any law, regulation or standard, including any comment on whether the Property complies with current Australian Standards, Building Regulations or other legislative requirements.

RECTIFICATION COSTS

We don't provide advice on the costs of rectification or repair unless specifically identified in the scope of the Report. Any cost advice provided verbally or in this report must be taken as of a general nature and is not to be relied on. Actual costs depend on the quality of materials, the standard of work, what price a contractor is prepared to do the work for and may be contingent on approvals, delays and unknown factors associated with third parties. No liability is accepted for costing advice.