



BEFORE YOU BUY
BEFORE YOU BUILD

Building and Timber Pest Inspection Report

Inspection Date: Tue, 10 Mar 2026

Property Address: 1/118 Good St, Granville NSW 2142, Australia



Contents

	The Parties
Section A	Results of inspection - summary
Section B	General
Section C	Accessibility
Section D	Significant Items
Section E	Additional comments
Section F	Annexures to this report

Definitions to help you better understand this report

Terms on which this report was prepared

Special conditions or instructions

If you have any queries with this report or require further information, please do not hesitate to contact the person who carried out the inspection.

This Report has been prepared in accordance with the pre-inspection agreement in place between the parties set out below, which set out the purpose and scope of the inspection, and the significant items that will be reported on. This Report reflects the opinion of the inspector based on the documents that have been provided. This Report should be read in its entirety and in the context of the agreed scope of Services. If there is a discrepancy between the summary findings and the body of the Report, the body of the Report will prevail. We recommend that you should promptly implement any recommendation or advice in this Report, including recommendations of further inspections by another specialist. If you have any queries with this Report or require further information, please do not hesitate to contact the person who carried out the inspection. This Report contains reference to material that is the copyright of Standards Australia reproduced under agreement with SAI Global to Jim's Building Inspections (Australia).

Original Inspection Date: Tue, 10 Mar 2026

The Parties

Name of the Client:

Name of the Principal(if Applicable): Corporate Legal

Job Address: 1/118 Good St, Granville NSW 2142, Australia

Client's Email Address:

Client's Phone Number:

Consultant: Adam Ahmed Ph: 0450 250 739
Email: Lidcombe@jimsbuildinginspections.com.au

Advanced Diploma of Building Surveying - CPCSS00004

Company Name: Jim's Building Inspections Lidcombe

Company Address and Postcode: Lidcombe 2141

Company Email: Lidcombe@jimsbuildinginspections.com.au

Company Contact Numbers: 0450 250 739

Special conditions or instructions

A report may be conditional on information provided by the person, agents or employees of the person requesting the report, apparent concealment of possible defects and a range of other factors

The following apply: Not Applicable

Section A Results of Inspection - summary

A summary of your inspection is outlined below; please also refer to the Report.

	Found	Not Found
Safety Hazard		✓
Major Defect	✓	
Minor Defect	✓	
Live Timber Pest Activity		✓
Timber Pest Damage		✓
Conditions Conducive to Timber Pest Activity	✓	
Evidence of fungal decay activity and/or damage		✓
Evidence of wood borer activity and/or damage		✓
Evidence of a previous termite management program		✓

Overall Condition (Building)

In summary, the building, compared to others of similar age and construction is in fair condition with some major and minor defects found.

Overall Condition (Timber Pest)

In summary, the building, compared to others of similar age and construction is highly susceptible to timber pests. A termite treatment is required.

Section B General

General description of the property

Building Type	Unit
Company or Strata title	Unknown
Floor	Slab - Suspended Slab
Furnished	Furnished
No. of bedrooms	2
Occupied	Unoccupied
Orientation	North West
Other Building Elements	Party Walls
Other Timber Bldg Elements	Doors, Internal Joinery
Roof	Tiled, Pitched
Storeys	Double
Walls	Full Brick
Weather	Raining

Section C Accessibility

Areas Inspected

The following areas were inspected. As documented in your Pre-Inspection Agreement, obstructions and limitations to the accessible areas for inspection are to be expected in any inspection. Refer also to our listing of obstructions and limitations.

- Exterior
- Interior
- Wall Exterior

The inspection excludes areas which are affected by obstructions, where access is limited or unsafe. We do not move obstructions and defects, timber pest activity or conditions conducive to these may not be obvious unless they are removed.

Inaccessible Areas

The following areas were inaccessible:

- Areas of skillion or flat roof - no access
- Ceiling Cavity.
- Roof Exterior.
- Wall Exterior - where neighbouring buildings immediately adjoin.

Any areas which are inaccessible at the time of inspection present a high risk for undetected defects and timber pest activity and conditions conducive to these. The client is advised to make inaccessible areas accessible wherever possible for re-inspection.

Obstructions and Limitations

Building defects, termite and timber pest activity as well as conditions conducive to both, may be concealed by the following obstructions which prevented full inspection:

- Above safe working height
- Appliances and equipment
- Areas of skillion or flat roof - no access
- Ceiling linings
- Evidence of recently painted walls or ceilings

- Evidence of remedial cleaning may result in lower levels of contaminant being detected.
- Fixed Furniture - Built-in Cabinetry
- Floor coverings
- Lack of natural or acceptable lighting
- Stored items, built in cabinetry, furniture and personal items obscured approximately 75% of every room.

The presence of obstructions increases the risk of undetected building defects, timber pest activity and conditions conducive to these. The client should make arrangement to remove obstructions where ever possible and re-inspect these areas urgently.

Undetected defect risk (Building)

A risk rating is provided to help you understand the degree to which accessibility issues and the presence of obstructions have limited the scope of the inspection

The risk of undetected defects is: **High**

When the risk of undetected defects is medium or high we strongly recommend further inspection once access is provided or if the obstruction can be removed. Contact us for further advice.

Undetected defect risk (Timber Pest)

A risk rating is provided to help you understand the degree to which accessibility issues and the presence of obstructions have limited the scope of the inspection

The risk of undetected defects is: **High**

When the risk of undetected defects is medium or high we strongly recommend further inspection once access is provided or if the obstruction can be removed. Contact us for further advice.

Section D Significant Items

Safety Hazard

No evidence was found

Major Defect

Finding 2.01

Building: Main Building
Location: Kitchen
Finding: Water damage
Information: The area has sustained water damage resulting in potential structural issues. This damage compromises both the aesthetic and functional aspects.


To fix this issue, you should consider contacting a professional:

1 ****Plumber:**** If the water damage is due to plumbing issues, a plumber can fix leaks and ensure there are no further water-related problems.

2 ****General Contractor:**** If the damage is extensive and affects the surrounding area, a general contractor can coordinate the repair work, including any related structural or cosmetic repairs.

Make sure to obtain quotes from these professionals to determine the most cost-effective and efficient solution for your specific situation.





Finding 2.02

Building:	Main Building
Location:	Bathroom
Finding:	Evidence of excessive moisture was present at the time of inspection
Information:	Excessive moisture is present behind the bathroom tiles, indicating a potential water leakage issue within the wall.

The prolonged presence of moisture can lead to mold growth, deteriorate the structure, and create an environment conducive to health hazards. Additionally, it may compromise the adhesive holding the tiles, leading to their detachment.

A licensed plumber or a qualified contractor specializing in water damage remediation

should investigate the source of the moisture, fix any leaks, and address the damage. Additionally, replacing affected tiles and ensuring proper waterproofing are crucial to preventing future issues.





Minor Defect

Finding 3.01

Building: Main Building
Location: Kitchen
Finding: Evidence of excessive moisture was present at the time of inspection
Information: Excessive moisture is present behind the bathroom tiles, indicating a potential water leakage issue within the wall.

The prolonged presence of moisture can lead to mold growth, deteriorate the structure, and create an environment conducive to health hazards. Additionally, it may compromise the adhesive holding the tiles, leading to their detachment.

A licensed plumber or a qualified contractor specializing in water damage remediation should investigate the source of the moisture, fix any leaks, and address the damage. Additionally, replacing affected tiles and ensuring proper waterproofing are crucial to preventing future issues.





Finding 3.02

Building: Main Building

Location: Kitchen


Finding: Tiles - Cracked or damaged

Information: Cracking was evident to the tiling in this area at the time of inspection. While the cracking appears to be minor, this area is frequently exposed to water, allowing potential for water penetration into adjoining sections of walls or flooring.

If left unmanaged, water penetration to these areas may lead to subsequent water damage, which is likely necessitate repair work to affected building elements.

A tiling contractor should be appointed to ensure that no further water damage occurs. The re-application of silicone and grouting throughout remaining tile work is also advised, to further protect the area against water penetration.

Where water penetration has led to water damage, appointment of a relevant tradesperson may be required to repair damaged building elements.





Finding 3.03

Building: Main Building

Location: All Areas

Finding: Missing Door Stopper

Information: The door lacks a stopper, which is essential to prevent the door from swinging too far and potentially damaging the wall or the door handle. The absence of a door stopper increases the likelihood of impact damage to both the door and surrounding surfaces over time.

Risk Assessment:

- **Damage Risk:** Moderate risk of damage to the door handle, wall, or door itself from repeated impacts when the door is opened forcefully or by a gust of wind.
- **Wear and Tear Risk:** Increased wear on door hardware and hinges due to the potential for abrupt stops without a dedicated stopper.

Recommendation for Rectification:

- **Engage a Handyperson or Carpenter:** A handyperson or carpenter should install a suitable door stopper to prevent excessive door movement. This could be a floor-mounted or wall-mounted stopper depending on the space and door design.

This issue is a minor defect but should be addressed to prevent potential damage and maintain the integrity of the door and surrounding areas.



Finding 3.04

Building:	Main Building
Location:	Laundry
Finding:	Tiles - Cracked or damaged
Information:	Cracking was evident to the tiling in this area at the time of inspection. While the cracking appears to be minor, this area is frequently exposed to water, allowing potential for water penetration into adjoining sections of walls or flooring.

If left unmanaged, water penetration to these areas may lead to subsequent water damage, which is likely necessitate repair work to affected building elements.

A tiling contractor should be appointed to ensure that no further water damage occurs. The re-application of silicone and grouting throughout remaining tile work is also advised, to further protect the area against water penetration.

Where water penetration has led to water damage, appointment of a relevant tradesperson may be required to repair damaged building elements.



Finding 3.05

Building: Main Building
 Location: Bedroom
 Finding: Floor Tile crack
 Information: A floor tile has a visible crack on the surface.

Risk / Implication:

The damaged tile presents a trip hazard, may lead to cuts if stepped on barefoot, and can allow moisture ingress into the substrate, which may cause further deterioration or loosening of adjacent tiles. It also affects the overall appearance of the floor.

Recommended Action / Who Can Fix It:

A licensed tiler should be engaged to remove the damaged tile and install a matching replacement. If spare tiles are unavailable, additional remedial work may be required to blend the repair with surrounding finishes.



Finding 3.06

Building: Main Building
Location: Bathroom
Finding: Evidence of excessive moisture was present at the time of inspection
Information: Excessive moisture is present behind the bathroom tiles, indicating a potential water leakage issue within the wall.

The prolonged presence of moisture can lead to mold growth, deteriorate the structure, and create an environment conducive to health hazards. Additionally, it may compromise the adhesive holding the tiles, leading to their detachment.

A licensed plumber or a qualified contractor specializing in water damage remediation should investigate the source of the moisture, fix any leaks, and address the damage. Additionally, replacing affected tiles and ensuring proper waterproofing are crucial to preventing future issues.






Finding 3.07

Building:	Main Building
Location:	Bathroom
Finding:	Tiles - Cracked or damaged
Information:	Cracking was evident to the tiling in this area at the time of inspection. While the cracking appears to be minor, this area is frequently exposed to water, allowing potential for water penetration into adjoining sections of walls or flooring.

If left unmanaged, water penetration to these areas may lead to subsequent water damage, which is likely necessitate repair work to affected building elements.

A tiling contractor should be appointed to ensure that no further water damage occurs. The re-application of silicone and grouting throughout remaining tile work is also advised, to further protect the area against water penetration.

Where water penetration has led to water damage, appointment of a relevant tradesperson may be required to repair damaged building elements.



Live Timber Pest Activity

No evidence was found

Timber Pest Damage

No evidence was found

Conditions Conducive to Timber Pest Activity

Finding 6.01

Building:	Main Building
Location:	Kitchen
Finding:	Excessive moisture - Conducive to Timber pest
Information:	Excessive moisture can attract termites and produce conditions that promote fungal growth and wood decay.

Excessive moisture is generally caused by deteriorated inadequate or missing roof drainage leaking plumbing pipes or fixtures poorly plumbed HWS overflows or condenser units and poor site drainage.

If mould growth has been found there may be environmental biological or health issues involved. In these cases an appropriately qualified inspector should also be contacted.

Prior to any remedial works being performed a qualified plumber should be appointed to further inspect the property and to identify the cause of the excessive moisture. Works to remove affected building elements may then be necessary and should be performed by an appropriate tradesperson.



Finding 6.02

Building:	Main Building
Location:	Kitchen
Finding:	Excavation and construction activities
Information:	Excavation and construction activities on the adjoining site have resulted in exposed soil and disturbance adjacent to the subject property's wall. While no immediate structural damage was observed, the proximity of works and soil displacement present a risk of undermining footings or causing future settlement or moisture ingress along the brickwork base. Ongoing monitoring is recommended.



Finding 6.03

Building:	Main Building
Location:	Bathroom
Finding:	Excessive moisture - Conducive to Timber pest
Information:	Excessive moisture can attract termites and produce conditions that promote fungal growth and wood decay.

Excessive moisture is generally caused by deteriorated inadequate or missing roof drainage leaking plumbing pipes or fixtures poorly plumbed HWS overflows or condenser units and poor site drainage.

If mould growth has been found there may be environmental biological or health issues involved. In these cases an appropriately qualified inspector should also be

contacted.

Prior to any remedial works being performed a qualified plumber should be appointed to further inspect the property and to identify the cause of the excessive moisture. Works to remove affected building elements may then be necessary and should be performed by an appropriate tradesperson.





Evidence of fungal decay activity and/or damage

No evidence was found

Evidence of wood borer activity and/or damage

No evidence was found

Section D Significant Items

D4 Further Inspections

We advise that you seek additional specialist inspections from a qualified and, where appropriate, licensed

- As identified in summary and defect statements
- Licensed Plumber
- Registered/Licensed Builder
- Termite and Timber Pest Technician / Licensed Pest Controller

Jim's Building Inspections can put you in contact with qualified and licensed providers of these and other trades services. Please contact your inspector for recommendations, or visit www.jims.net.

D5 Conclusion - Assessment of overall condition of property

- A Building and Timber Pest Inspection was carried out on this unit. At the time of inspection, no durable notice or evidence of prior pest treatment was found.

Conducive conditions were observed and are detailed in the body of this report.

The following recommendations are strongly advised to help reduce the risk of timber pest infestation:

1. Conduct visual pest inspections every six to twelve months.
2. Ensure that air-conditioning (AC) and hot water system (HWS) overflows are connected to appropriate drainage points (e.g., downpipes or stormwater drains) where applicable.
3. If tree stumps exist in garden beds or common areas surrounding the unit block, they should be treated with an approved termiticide by a licensed pest technician.
4. Remove loose timbers or stored items in contact with the ground around balconies, courtyards, or common areas to prevent pest harbourage.
5. Investigate any ground moisture issues (e.g., from garden beds or common drainage problems) and have them rectified by a licensed plumber or damp-proofing specialist. Ensure adequate ventilation in any accessible subfloor or basement areas if applicable.

The application of a post-construction termite management system, such as a chemical or physical barrier, is highly recommended and is considered good building practice. For units built on slab-on-ground construction, a minimum 75mm visual perimeter inspection zone should be maintained to assist in detecting termite activity. If this barrier is not visible or accessible, we recommend a more invasive follow-up inspection to help rule out concealed termite activity.

Any installed termite management system should have a durable notice placed inside the unit's meter box, clearly stating the treatment method and date.

It is strongly recommended that a full timber pest inspection to AS 4349.3 or AS 3660.2 be carried out every six to twelve months. Regular inspections do not prevent termite activity but help detect issues early and minimise potential damage.

Compared to similar strata dwellings of the same age, this brick unit was found to be in fair condition at the time of inspection, with a number of major and minor defects identified and outlined in the report.

Some significant items noted require immediate attention by qualified professionals to assess and undertake necessary repairs.

While some issues may appear minor, they may develop into major problems if not addressed in a timely manner.

Limitations and obstructions prevented access to some areas during the inspection. Where possible, these should be cleared and a follow-up inspection arranged. Indicative images of these limitations have been included in the report.

For further information, advice and clarification please contact Adam Ahmed on: 0450 250 739

Section D Significant Items

The following items were noted as - For your information


Noted Item

Building: Main Building
Location: All Areas
Finding: Additional Photos - Obstructions and Limitations
Information: These photographs are an indication of the obstructions and limitations which impeded full inspection of the property at the time of inspection. These obstructions can hide an array of defects and should be removed to allow full inspection to be carried out. A re-inspection is recommended once the areas are made accessible.









Noted Item

Building: Main Building
Location: All Areas
Finding: Additional Photos
Information: Additional photos are provided for your general reference















Definitions to help you better understand this report

Access hole (cover)	An opening in flooring or ceiling or other parts of a structure (such as service hatch, removable panel) to allow for entry to carry out an inspection, maintenance or repair.
Accessible area	An area of the site where sufficient, safe and reasonable access is available to allow inspection within the scope of the inspection.
Appearance defect	Fault or deviation from the intended appearance of a building element.
Asbestos-Containing Material (ACM)	Asbestos-containing material (ACM) means any material or thing that, as part of its design, contains asbestos.
Building element	A portion of a building that, by itself or in combination with other such parts, fulfils a characteristic function. NOTE: For example supporting, enclosing, furnishing or servicing building space.
Client	The person or other entity for whom the inspection is being carried out.
Conditions Conducive to Termite Activity	Noticeable building deficiencies or environmental factors that may contribute to the presence of Termites.
Defect	Fault or deviation from the intended condition of a material, assembly, or component.
Detailed assessment	An assessment by an accredited sampler to determine the extent and magnitude of methamphetamine contamination in a property.
Inspection	Close and careful scrutiny of a building carried out without dismantling, in order to arrive at a reliable conclusion as to the condition of the building.
Inspector	Person or organisation responsible for carrying out the inspection.
Instrument Testing	Where appropriate the carrying out of Tests using the following techniques and instruments: (a) electronic moisture detecting meter - an instrument used for assessing the moisture content of building elements (b) stethoscope - an instrument used to hear sounds made by termites within building elements (c) probing - a technique where timber and other materials/areas are penetrated with a sharp instrument (e.g. bradawl or pocket knife), but does not include probing of decorative timbers or finishes, or the drilling of timber and trees and (d) sounding - a technique where timber is tapped with a solid object. (e) T3I - an instrument used to detect movement, moisture and changes in temperature within timber
Limitation	Any factor that prevents full or proper inspection of the building.
Major defect	A defect of sufficient magnitude where rectification has to be carried

	out in order to avoid unsafe conditions, loss of utility or further deterioration of the property.
Methamphetamine	An amphetamine-type stimulant that is highly addictive. Methamphetamine is a controlled substance, classified as a Class A (very high-risk) drug under the Misuse of Drug Act. This term is used as a grouping term to include all substances screened for, specifically: Ephedrine, Pseudoephedrine, Amphetamine, Methamphetamine, MDA and MDMA.
Methamphetamine contamination	A property or part of a property where the level of methamphetamine has been tested in accordance with this standard and found to exceed 0.5 micrograms/100 cm ² (Residential) or 10 micrograms/100 cm ² (Commercial).
Methamphetamine production/manufacture	The manufacture of methamphetamine, including processing, packaging, and storage of methamphetamine and associated chemicals.
Minor defect	A defect other than a major defect.
Roof space/Roof void	Space between the roof covering and the ceiling immediately below the roof covering.
Screening assessment	An assessment by a screening sampler to determine whether or not methamphetamine is present.
Serviceability defect	Fault or deviation from the intended serviceability performance of a building element.
Significant item	An item that is to be reported in accordance with the scope of the inspection.
Site	Allotment of land on which a building stands or is to be erected.
Structural defect	Fault or deviation from the intended structural performance of a building element.
Structural element	Physically distinguishable part of a structure. NOTE: For example wall, columns, beam, connection.
Subfloor space	Space between the underside of a suspended floor and the ground.
Subterranean Termite Management Proposal	A written proposal in accordance with Australian Standard AS 3660.2 to treat a known subterranean termite infestation and/or manage the risk of concealed subterranean termite access to buildings and structures.
Termites	Wood destroying insects belonging to the order 'Isoptera' which commonly attack seasoned timber.
Tests	Additional attention to the visual examination was given to those accessible areas which the consultant's experience has shown to be

particularly susceptible to attack by Termites. Instrument Testing of those areas and other visible accessible timbers/materials/areas showing evidence of attack was performed.

Timber Pest Activity	Tell-tale signs associated with 'active' (live) and/or 'inactive' (absence of live) Timber Pests at the time of inspection.
Timber Pest Attack	Timber Pest Activity and/or Timber Pest Damage.
Timber Pest Damage	Noticeable impairments to the integrity of timber and other susceptible materials resulting from an attack by Timber Pests.
Urgent and Serious Safety Hazards	Building elements or situations that present a current or immediate potential threat of injury or disease to persons.

Terms on which this report was prepared

This report is based on the condition of the property at the time of inspection. We strongly recommend re-inspection 30 days after this report is issued as the general condition of the property is likely to have changed, including the extent of defects described and instance of potential undetected defects.

This report has been prepared in accordance with and subject to the pre-inspection agreement in place between the parties, which forms part of this Report.

This Report is prepared for the client identified above and may not be relied on by any other person without our express permission or by the purchase of this Report on our website.

SPECIAL ATTENTION SHOULD BE GIVEN TO THE SCOPE, LIMITATIONS AND EXCLUSIONS IN YOUR PRE-INSPECTION AGREEMENT AND THIS REPORT

Any of the exclusions or limitations identified for this Report may be the subject of a special-purpose inspection which we recommend being undertaken by an appropriately qualified inspector

RELIANCE AND DISCLOSURE

This report has been prepared based on conditions at the time of the report.

We own the copyright in this report and may make it available to third parties.

If your Property is in the Australian Capital Territory, you acknowledge we will make certain information about this Report available to the ACT Government for inclusion in the building and pest inspections public register if required under the *Civil Law (Sale of Residential Property) Act 2003*. This will include the fact the report has been prepared, the Property street address, date of the inspection, the name of the person who prepared the report and (if applicable) the entity that employs them.

UNDETECTED DEFECT RISK RATING

If this Report has identified a medium or high-risk rating for undetected defects, we strongly recommend a further inspection of areas that were inaccessible. This may include an invasive inspection that requires the removal or cutting of walls, floors or ceilings.

If the Property has been vacant for a period of time, moisture levels or leaks may not be detectable at the time of the inspection because often only frequent use of water pipes (showers, taps etc) result in a leak being identifiable. We advise further testing on pipes and water susceptible areas (such as the bathroom and laundry) after more frequent use has occurred.

IMPORTANT SAFETY INFORMATION:

This is not a report by a licensed plumber or electrician. We recommend a special-purpose

report to detect substandard or illegal plumbing and electrical work at the Property

This is not a smoke alarm report. We recommend all existing detectors in the Property be tested and advice sought as to the suitability of number, placement and operation.

This is not an asbestos report. There are potential products in the Property containing asbestos that will not be identified in this report. In order to accurately identify asbestos, we recommend performing an asbestos inspection, particularly for buildings built prior to 1988.

This is not a report on safety glass. Glazing in older homes may not reflect current standards and may cause significant injury if damaged. Exercise caution around the glass in older homes.

This is not a report on window opening restrictions. We have not inspected window opening restrictors. Window openings in older buildings may not reflect current standards and can be a potential risk. Window opening restrictors are advised for all second story or above windows with sill heights below 900mm. Some states make this a mandatory requirement. Owners should enquire of their local and state requirements to ensure compliance.

This is not a report on pool safety. If a swimming pool is present it should be the subject to a special purpose pool inspection.

External Timber Structures - Balcony and Decks. It is strongly recommended that a Structural Engineer is required to assess distributed load capacity of external timber structures such as balconies and decks, alerting users of the load capacity. Regular maintenance and inspections by competent practitioners to assess the ongoing durability of exposed external timber structures are needed.

This is not a Group Titled Property Report as per AS4349.2. If you require a report for a Group Titled Property as per this standard, please seek a separate inspection for Group Titled Properties.

MOISTURE

The identification of moisture, dampness or the evidence of water penetration is dependent on the weather conditions at the time an inspection. The absence of dampness identified in this Report does not necessarily mean the Property will not experience some damp problems in other weather conditions or that roofs, walls or wet areas are watertight.

Where the evidence of water penetration is identified we recommend detailed investigation of waterproofing in the surrounding area monitoring of the affected area over a period of time to fully detect and assess the cause of dampness.

MAINTENANCE OF THE PROPERTY

This Report is not a warranty or an insurance policy against problems developing with the Property in the future. Accordingly, a preventative maintenance program should be implemented which includes systematic inspections, detection and prevention of issues. Please contact the inspector who carried out this inspection for further advice.

It is strongly advised that appropriate steps be taken to remove, rectify or monitor any evidence of

conditions conducive to timber pest activity. Undertaking thorough regular inspections at intervals not exceeding twelve months (or more frequent inspections where the risk of timber pest attack is high or the building type is susceptible to attack). To further reduce the risk of subterranean termite attack, implement a management program in accordance with Australian Standard AS3660. This may include the installation of a monitoring and/or baiting system, or chemical and/or physical barrier. However, AS3660 stresses that subterranean termites can bridge or breach barrier systems and inspection zones and those thorough regular inspections of the building are necessary.

NO CERTIFICATION

- a) The Property has been compared to others of a similar age, construction type and method that had an acceptable level of basic maintenance completed.
- b) We don't advise you about title, ownership or other legal matters like easements, restrictions, covenants and planning laws. None of our inspections constitutes approval by a Building Surveyor, a certificate of occupancy or compliance with any law, regulation or standard, including any comment on whether the Property complies with current Australian Standards, Building Regulations or other legislative requirements.

RECTIFICATION COSTS

We don't provide advice on the costs of rectification or repair unless specifically identified in the scope of the Report. Any cost advice provided verbally or in this report must be taken as of a general nature and is not to be relied on. Actual costs depend on the quality of materials, the standard of work, what price a contractor is prepared to do the work for and may be contingent on approvals, delays and unknown factors associated with third parties. No liability is accepted for costing advice.