



Building and Timber Pest Inspection Report

Inspection Date: Mon, 23 Feb 2026

Property Address: 18 Stockade Pl, Woodcroft NSW 2767,
Australia



Contents

	The Parties
Section A	Results of inspection - summary
Section B	General
Section C	Accessibility
Section D	Significant Items
Section E	Additional comments
Section F	Annexures to this report

Definitions to help you better understand this report

Terms on which this report was prepared

Special conditions or instructions

If you have any queries with this report or require further information, please do not hesitate to contact the person who carried out the inspection.

This Report has been prepared in accordance with the pre-inspection agreement in place between the parties set out below, which set out the purpose and scope of the inspection, and the significant items that will be reported on. This Report reflects the opinion of the inspector based on the documents that have been provided. This Report should be read in its entirety and in the context of the agreed scope of Services. If there is a discrepancy between the summary findings and the body of the Report, the body of the Report will prevail. We recommend that you should promptly implement any recommendation or advice in this Report, including recommendations of further inspections by another specialist. If you have any queries with this Report or require further information, please do not hesitate to contact the person who carried out the inspection. This Report contains reference to material that is the copyright of Standards Australia reproduced under agreement with SAI Global to Jim's Building Inspections (Australia).

Original Inspection Date: Mon, 23 Feb 2026

The Parties

Name of the Client:

Name of the Principal(if Applicable):

Job Address: 18 Stockade Pl, Woodcroft NSW 2767, Australia

Client's Email Address:

Client's Phone Number:

Consultant: Terry Masoudi * Ph: 0420 990 777
Email: Parramatta@jimsbuildinginspections.com.au

161360C

Company Name: Jim's Building Inspections (Parramatta)

Company Address and Postcode: Marsden Park 2765

Company Email: Parramatta@jimsbuildinginspections.com.au

Company Contact Numbers: 0420 990 777

Special conditions or instructions

A report may be conditional on information provided by the person, agents or employees of the person requesting the report, apparent concealment of possible defects and a range of other factors

The following apply: This report does not comment on common areas.

This report is based on the condition of the property at the time of inspection. We strongly recommend re-inspection 30 days after this report is issued as the general condition of the property is likely to have changed, including the extent of defects described and instance of potential undetected defects.

Section A Results of Inspection - summary

A summary of your inspection is outlined below; please also refer to the Report.

	Found	Not Found
Safety Hazard		✓
Major Defect		✓
Minor Defect	✓	
Live Timber Pest Activity		✓
Timber Pest Damage		✓
Conditions Conducive to Timber Pest Activity	✓	
Evidence of fungal decay activity and/or damage		✓
Evidence of wood borer activity and/or damage	✓	
Evidence of a previous termite management program		✓

Overall Condition (Building)

In summary, the building, compared to others of similar age and construction is in fair condition with maintenance items required.

Overall Condition (Timber Pest)

In summary, the building, compared to others of similar age and construction is highly susceptible to timber pests. A termite treatment is required.

Section B General

General description of the property

Building Type	Detached, Residential
---------------	-----------------------

Company or Strata title	No
-------------------------	----

Floor	Slab on ground
-------	----------------

Furnished	Furnished
-----------	-----------

No. of bedrooms	3
-----------------	---

Occupied	Occupied
----------	----------

Orientation	East
-------------	------

Other Building Elements	Driveway, Fence - Post and Rail Construction, Fence - Fabricated Metal Fence
-------------------------	---

Other Timber Bldg Elements	Landscaping Timbers and Construction, Internal Joinery, Floating Floor, Window Frames, Skirting Boards, Stair Railing, Staircase, Doors, Door Frames, Architraves
----------------------------	--

Roof	Pitched, Tiled, Timber Framed
------	-------------------------------

Storeys	Single
---------	--------

Walls	Brick Veneer
-------	--------------

Weather	Overcast
---------	----------

Section C Accessibility

Areas Inspected

The following areas were inspected. As documented in your Pre-Inspection Agreement, obstructions and limitations to the accessible areas for inspection are to be expected in any inspection. Refer also to our listing of obstructions and limitations.

- Exterior
- Interior

The inspection excludes areas which are affected by obstructions, where access is limited or unsafe. We do not move obstructions and defects, timber pest activity or conditions conducive to these may not be obvious unless they are removed.

Inaccessible Areas

The following areas were inaccessible:

- Wall Exterior - where neighbouring buildings immediately adjoin.
- Slab edge which would normally be exposed due to finished ground levels obscuring inspection.
- Roof Void due to lack of access.
- Roof Exterior - Part

Any areas which are inaccessible at the time of inspection present a high risk for undetected defects and timber pest activity and conditions conducive to these. The client is advised to make inaccessible areas accessible wherever possible for re-inspection.

Obstructions and Limitations

Building defects, termite and timber pest activity as well as conditions conducive to both, may be concealed by the following obstructions which prevented full inspection:

- Debris in gutters
- Ceiling linings
- Appliances and equipment
- Above safe working height
- Ceiling cavity inspection was obstructed by 100% due to excessive heat and related OHS procedures preventing entry to this area. A reinspection is strongly recommended when it is safe to enter this area.

- Evidence of recently painted walls or ceilings
- External concrete or paving
- Fixed Furniture - Built-in Cabinetry
- Furniture
- Insulation
- External finished ground level
- Floor coverings
- Stored items, built in cabinetry, furniture and personal items obscured approximately 75% of every room.
- Wall linings

The presence of obstructions increases the risk of undetected building defects, timber pest activity and conditions conducive to these. The client should make arrangement to remove obstructions where ever possible and re-inspect these areas urgently.

Undetected defect risk (Building)

A risk rating is provided to help you understand the degree to which accessibility issues and the presence of obstructions have limited the scope of the inspection

The risk of undetected defects is: **High**

When the risk of undetected defects is medium or high we strongly recommend further inspection once access is provided or if the obstruction can be removed. Contact us for further advice.

Undetected defect risk (Timber Pest)

A risk rating is provided to help you understand the degree to which accessibility issues and the presence of obstructions have limited the scope of the inspection

The risk of undetected defects is: **High**

When the risk of undetected defects is medium or high we strongly recommend further inspection once access is provided or if the obstruction can be removed. Contact us for further advice.

Section D Significant Items

Safety Hazard

No evidence was found

Major Defect

No evidence was found

Minor Defect

Finding 3.01

Building: Main Building

Location: Garage

Finding: Ceiling - Water stained

Information: Water staining to ceiling linings in this area was evident at the time of inspection. Water staining indicates that surfaces have been exposed to excessive moisture over time. The minerals and other elements in the water lead to staining, which may graduate to corrosion and deterioration if left unmanaged.

While mostly an appearance defect, water staining can be indicative of more serious defects, which may be currently concealed by interior ceilings.

Where water staining is active, a licensed plumber must be consulted to identify the cause of the staining and to provide advice on any reparation works that may be required. Replacement of any damaged structures is advised.

Conversely, where water staining is old and inactive, affected building materials may be repaired or replaced at client discretion.




Finding 3.02

Building: Main Building
Location: Multiple areas
Finding: Ceiling - Sagging
Information: Sections of the ceiling were found to be sagging at the time of inspection. Sagging to the fixed ceiling structure generally indicates that the building materials have swollen, due to contact with water, or that fixings (e.g. nails or glue) have become loose and require reattachment.

Where minor sagging is evident, comparatively minor works, such as re-gluing of ceiling sheets, may be required. Such works may be performed by relevant tradespeople, such as plasterers and painters. Where excessive moisture has caused the roofing structure to swell and sag, the source of the water leak should primarily be identified prior to any remedial works being performed.

The appropriate action should be taken by the client as soon as possible to ensure that any potential further damage is limited.





Finding 3.03

Building: Main Building

Location: Laundry

Finding: Skylight - Damaged cover

Information: The skylight covering appears to have been subject to minor damage and is cracked as a result. Although the surface was found to have been patch repaired, however it is likely to allow rain penetration and provides potential for water damage to the surrounding ceiling area.

Repair or replacement of the skylight covering is required to prevent any further damage to the surrounding area. Works should be completed as soon as possible by a qualified carpenter or general handyperson.



Finding 3.04

Building: Main Building

Location: Gutters >

Finding: Gutters - Debris

Information: Roof plumbing structures, such as guttering and downpipes, should be free of all debris to prevent blockages. Blockages of the guttering and downpipes will lead to pooling and accumulated water overflows, which is likely to subsequently flood eaves and exterior walls.

Where gutter guard is installed regular maintenance should include cleaning out any debris which may rest on top of or filter through the gutter guard.

Blocked gutters are likely to lead to high levels of moisture in the affected areas. Such moisture will not only cause rust and decay of the associated building materials, but can also provide conditions that are conducive to termite and timber pest activity. Blockages in gutters should therefore be removed immediately to ensure dry conditions are maintained.

Consult a Licensed Plumber for further specific advice on remedial works that may be required. In the interim, it is highly advised that blocked gutters be removed by the homeowner or a general handyperson as a matter of urgency.



Finding 3.05

Building:	Main Building
Location:	Fencing
Finding:	Fencing - Deteriorated
Information:	It was noted at the time of inspection that sections of the fencing in this area has deteriorated. Typically fencing deteriorates due to age and or wear, rot and or rust which is generally expected for a structure of this age, due to prolonged exposure to weather conditions. Sometimes inadequate installation or maintenance can be to blame.

If left unattended, it is likely that further damage will occur. It is suspected that repair of several elements of the fencing may be required however replacement may be a consideration of the client also.

A licensed fencing contractor should be appointed to provide further advice and perform rectification works as necessary.



Finding 3.06

Building: Main Building

Location:

Finding: Paving — Uneven

Information:

Sections of the external paved area are uneven, which may develop into a trip hazard. It appears as though the area has been subject to rough installation, or that paving sections have lifted due to movements in the foundation.

Left unmanaged, the May develop into a safety hazard due to trip and fall.

Re-paving of the area is required to remedy this situation. Further consultation with a specialist concreter is advised.





Finding 3.07

Building:	Main Building
Location:	Alfresco
Finding:	Plumbing - Point of connection non-compliant
Information:	At the time of inspection it was noted that connections between above ground pipe work and below ground sewer/storm water systems were incomplete.

At the point of connection, the connection should be sealed against vermin and debris entering the sewer / storm water system. The sealing method depends upon the age and type of the pipe work being connected.

Additionally, where sewer pipes are concerned, gases can escape from unsealed connections which can pose a serious health risk.

Engagement of a certified plumber is strongly recommended to ensure all connection points are sealed in accordance with the plumbing construction guidelines.



Finding 3.08

Building:	Main Building
Location:	Roof Void
Finding:	Insulation - Inadequate
Information:	Upon inspection of the roof void it was noted that there is a lack of adequate

insulation.

Insufficient insulation will result in a comparatively higher cost to heat and cool a property as there is a lack of Insulation (or uneven coverage of insulation) which works as a barrier to heat transfer. This helps to keep out unwanted heat in summer and preserves warmth inside your home in winter. It can also help soundproof your home from unwanted airborne noise transfer.

Example - Where there is a gap in coverage totaling 5% there is a potential for up to 50% of the energy efficiency to escape.

The level of insulation in the property does not meet current Australian Standards. Installation of adequate insulation is required and should be conducted as soon as possible.

Caution should be exercised when accessing the roof void. Do not attempt to stand on the framework to the underside of the trusses and be aware there is a potential for electric shock if contact is made with exposed or faulty electrical wiring.



Finding 3.09

Building: Main Building
 Location: All Wet Areas
 Finding: Sealant and grouting - Missing or damaged
 Information:

It was noted on inspection that sealant or grout is degraded to this area.

Different materials and floor areas move at different rates, generally causing cracking to grout or sealant at this point. A flexible sealant is required to allow for expected expansion and contraction, while keeping the joint water tight and protective of all associated building materials.

Flexible and mould resistant materials should be applied to affected areas to prevent any subsequent water damage that is likely to occur. Regular maintenance and replacement of damage or missing or damaged sealant and grout is highly

recommended to the wet areas, as this is a regular wear and tear defect. Sealant and grouting in areas that come into regular contact with water should be maintained for the long term care of your property.

A sealant specialist should be appointed to complete these works as soon as possible.





Finding 3.10

Building: Main Building
 Location: Ensuite
 Finding: Sink/basin - slow draining
 Information:

The sink/basin drain appeared to be partially blocked at the time of inspection. Blockages here are usually caused by hair and other debris. If left unmanaged, a lack of general maintenance may lead to the development of more significant defects, such as water damage to surrounding building materials.

A licensed plumber should be appointed to remove the blockage at the client discretion.



Finding 3.11

Building: Main Building
 Location: Linen cupboard
 Finding: Door - Binding/jamming
 Information:

Binding and/or jamming of this door is evident during standard operation. This defect inhibits the functionality of the affected door as well as creating potential for secondary defects to associated building elements, such as damage to the floor covering or adjacent frame.

A door that binds to flooring or to the associated door frame may have several causes, ranging from minor defects, such as poor installation of the door or deteriorated hinges.

A licensed carpenter should be appointed to perform minor rectification works at client discretion.




Finding 3.12

Building:	Main Building
Location:	Ensuite, yard
Finding:	Unconventional handyman work
Information:	This handyman work appears to have been completed to a substandard level and does not comply with regular building practices. Where handyman work is not completed satisfactorily, accelerated deterioration of the associated building elements is likely to occur and secondary defects to surrounding structures may develop.

It is highly recommended that the substandard work be rectified by professional services. Works to improve this area are likely to increase the safety and the operation of the associated building elements.

The client should exercise care when coming into the immediate vicinity of the substandard works. Rectification works are advised as soon as possible by the appropriate trades.



Finding 3.13

Building:	Main Building
Location:	Multiple areas
Finding:	Cracking - External Concrete Paving Damage Category 1 - Fine (less than 2mm)
Information:	Fine cracks were identified in external concrete paving. Although fine cracks are quite noticeable, they are often only considered to be an appearance defect, and usually do not indicate any structural damage. To be considered a Category 1 or fine crack, the crack is found to be less than 2mm in width.

Generally the cause of a hairline crack in existing concrete paving such as driveways and pathways is indicative of the expansion and contraction of the concrete. Such causes are generally due to environmental factors, such as moisture levels, weather conditions, root systems of nearby trees or the soil types on which they are laid.

Fine cracks may also be due to poor original installation of the concrete. Factors such as poor compaction of the sub surface and/or inadequate reinforcing of the slab may create cracking and other secondary defects.


Monitoring of all cracking should be conducted frequently. Always contact a building inspector should cracks widen, lengthen, or become more numerous.



Finding 3.14

Building:	Main Building
Location:	Garage, master
Finding:	Building element - Swollen
Information:	Swollen building elements generally indicate that the building materials have been affected by excessive moisture over a prolonged period of time, and have swollen as a result. Further damage is likely to develop if left unmanaged. Excessive moisture is likely to lead to the development of secondary damage to any associated building elements, which may necessitate major reparation works if prolonged.

Repair and/or replacement of swollen building elements should be conducted by a general handyman or a licensed carpenter.



Live Timber Pest Activity

No evidence was found

Timber Pest Damage

No evidence was found

Conditions Conducive to Timber Pest Activity

Finding 6.01

Building: Main Building
 Location: Meterbox
 Finding: Termite Management System - no evidence of installation
 Information: The application of a post-construction chemical termite barrier is highly recommended for all properties, particularly if live termite activity has been found on the site previously. Such barriers are highly effective in preventing termite attack on any timber building elements throughout the property.

A durable notice should be placed in the switchboard unit to indicate current termite barriers. At the time of inspection, it appeared as though no termite management

system has been installed, with no evidence to suggest preventative works taking place.

The client may consider gaining further advice from a pest controller as to the costs and procedures involved with this application. It is recommended that obtaining such advice be a short-term priority.



Finding 6.02

Building: Main Building

Location: Perimeter

Finding: Slab Edge - Exposure

Information: Slab Edge Exposure: Where external concrete slab edges are not exposed there is a high risk of concealed termite entry. In some buildings built since July 1995 the edge of the slab forms part of the termite shield system. In these buildings an inspection zone of at least 75mm should be maintained to permit detection of termite entry. The concrete edge should not be concealed by render, tiles, cladding, flashings, adjoining structures, paving, soil, turf or landscaping etc. Where this is the case you should arrange to have the slab edge exposed for inspection. Concealed termite entry may already be taking place but could not be detected at the time of the inspection. This may have resulted in concealed timber damage. Does the slab edge inspection zone fully comply?

Not able to comment. A very high proportion of termite attacks are over the edge of both Infill and other concrete slabs types. Covering the edge of a concrete slab makes concealed termite entry easy. Infill slab type construction has an even higher risk of concealed termite ingress as the slab edge is concealed due to the construction design and cannot be exposed. The type of slab may only be determined by assessment of the construction plans by a qualified person e.g. Builder, Architect. Construction Plans may be obtainable by your local Council or Builder. Termite activity and or damage may be present in concealed timbers of the building. We strongly recommend frequent regular inspections in accordance with AS 3660.2. Where the slab edge is not fully exposed or the slab is an infill slab or the slab type cannot be determined then we strongly recommend inspections every 3 to 6 months in

accordance with AS 3660.2 or AS 4349.3.



Finding 6.03

Building:	Main Building
Location:	Slab penetrations
Finding:	Service penetrations
Information:	Services into home can allow for concealed termite entry without additional or adequate termite protection.

Finding 6.04

Building:	Main Building
Location:	Fencing RHS
Finding:	Bridging of termite barrier
Information:	Bridging of termite barriers occurs when termites bridge (usually by building a mud tunnel) a termite barrier or inspection zone or where termites have a passage allowing them to bridge the barrier.

Generally this takes the form of finished ground levels external paving or concrete being retrospectively installed above the damp course level the adjacent internal floor level or weep and ventilation holes.

Where bridging has occurred full inspection is prevented and termites may enter a property in a concealed or undetectable manner.



Finding 6.05

Building:	Main Building
Location:	Yard - Side
Finding:	Overflow - Not plumbed for drainage
Information:	The overflow is not plumbed or connected to suitable drainage, which can result in the surrounding area becoming excessively damp.

These damp conditions can lead to secondary defects such as rot, rust or corrosion of associated building elements, the formation of fungal decay, or even the creation of potential slip hazards. When coupled with poor site drainage, pooling of water may also attract termite activity to this area.

It is highly recommended that a licensed plumber be appointed to install adequate drainage to the overflow. These works will ensure that the area remains dry and free of any secondary defects.



Finding 6.06

Building:	Main Building
Location:	Fencing & Landscaping
Finding:	Building materials in direct ground contact - conducive to termites
Information:	Where timber elements are in direct contact with the ground and consequently

moisture or dampness they become conducive to termite activity. Whether timber is used as a building element part of a fencing structure or stored as an unused item they can provide an environment that is attractive to termite infestation.

When met with excessive moisture timber begins to decay and develop wood rot. Any timbers that are in direct contact with external grounds especially if left untreated or non-durable also provide ingress for subterranean termites into that particular element.

The removal of any such materials that may be conducive to termite activity should be removed as soon as possible to minimise the risk of termite attack.



Finding 6.07

Building:	Main Building
Location:	Yard
Finding:	Stored timbers - subfloor space or external area
Information:	The storing of timbers in the subfloor space or around the external property increases the risk of termite activity being present. As they are likely to come into contact with weather conditions or excessive moisture wood rot is likely to develop on timbers that are not treated.

It is highly recommended that any stored timbers be immediately removed from areas in which they may attract any termite / timber pest attack. Minimisation of risk / prevention of termite attack is far more adequate than dealing with the presence of termite activity.



Finding 6.08

Building: Main Building
Location:
Finding: Surrounding bushland - Conductive
Information: Home and or building is situated in a high risk area for termite activity, due to close proximity to surrounding bushland.



Finding 6.09

Building: Main Building
Location: Garden beds

Finding: Garden Beds
 Information: Garden beds were found to be evident in the garden area. These garden beds can include untreated timber, and with a combination of moisture from watering hosing can make conditions conducive to termite activity and termite ingress.





Finding 6.10

Building: Main Building
 Location: External tap
 Finding: Tap - No drain
 Information: The external tap in this area was noted to have no drain at the time of inspection.

This keeps the surrounding surfaces damp while using the tap, which becomes conducive to termite activity.

A licensed plumber must be appointed to ensure an appropriate drain is installed.



Evidence of fungal decay activity and/or damage

No evidence was found

Evidence of wood borer activity and/or damage

Finding 8.01

Building:	Main Building
Location:	Fencing
Finding:	Evidence of wood borer activity identified
Information:	Wood borers small beetles that colonise in exposed timber elements are a common timber pest that are regularly mistaken for termites. Although wood borer activity is generally not detrimental to the affected timber they may lead to serious damage and necessitate replacement of certain building elements if left unattended.

The Lyctid borer which generally attacks hardwoods such as subfloor and roofing structures is generally identified by a fine dust surrounding the affected timbers.

The other commonly known borer the Anobium borer is more likely to attack floorboards and may cause severe structural damage to flooring areas.

As no live wood borer activity was identified treatment is not required at this time. Replacement of affected timbers may be considered by the client for superficial reasons.



Section D Significant Items

D4 Further Inspections

We advise that you seek additional specialist inspections from a qualified and, where appropriate, licensed

- Licensed Plumber specialising in Roof Plumbing
- Termite and Timber Pest Technician / Licensed Pest Controller

Jim's Building Inspections can put you in contact with qualified and licensed providers of these and other trades services. Please contact your inspector for recommendations, or visit www.jims.net.

D5 Conclusion - Assessment of overall condition of property

- This is a visual report as per AS4349.1 & AS4349.3 and as per agreed pre-inspection agreement that you have received from us.

This summary must be read in conjunction with the defects list.

MINOR DEFECTS

All minor defects may develop into safety hazards or major defects if they are not attended to. The following recommendations are highly advised immediately to avoid further damage or deterioration of building elements:

- Replace the skylight cover
- Clean blocked guttering regularly
- Investigate & address water staining
- Ensure wet area sealant and grouting is in serviceable condition

Repair of all other defects are recommended. If left unattended, secondary minor or major defects can ensue.

Please be aware that limitation's did affect the inspection and areas of low clearance and poor access meant a complete inspection of the roof space and subfloor was not possible and areas of stored items, insulation and garden vegetation meant some areas were obstructed.

It is strongly recommended that full access is gained as major defects and/or damage may be concealed.

Please read all the defects and recommendations carefully and read the report in its entirety.

TIMBER PEST SUMMARY

The following items are highly recommended:

- A licensed termite specialist should be appointed for a further assessment based on AS3660.2.2000.
- Installation of a termite chemical barrier is highly recommended
- Connect overflow to storm water or away from the edge of the building
- Appropriately connect all downpipes to stormwater drainage
- Regular inspections every 3-6 months

Additional information:

- Trees within 50m of the house that are on other properties or common grounds were not inspected.

For further information, advice and clarification please contact Terry Masoudi * on: 0420 990 777

Section D Significant Items

The following items were noted as - For your information

Noted Item

Building: Main Building
Location: All Areas
Finding: Moisture metre
Information: During the inspection the property was checked for moisture using a moisture metre.

This is for information only.






Noted Item

Building: Main Building
Location: All Wet Areas
Finding: Additional Photos
Information:

Additional photos are provided for your general reference.







Noted Item

Building: Main Building
Location: Roof Void
Finding: Additional Photos
Information:

Additional photos are provided for your general reference.



Noted Item

Building: Main Building
Location: Roof Exterior
Finding: Additional Photos
Information:

Additional photos are provided for your general reference.





Noted Item

Building:	Main Building
Location:	Plumbing/electrical/gas/aircon/appliances/pool equipment/fire safety etc
Finding:	Plumbing & Electrical
Information:	Plumbing and electrical inspections including appliances are outside the scope of the building inspection and must be conducted by a Licensed and registered Trades person. It is highly recommended that the client makes immediate arrangements to have the gas appliances checked by a licensed gas plumber to ensure that the appliances are working safely and efficiently. We recommend all other installations be checked also. Whilst we note and comment of visually apparent defects that present during the building inspection, legislation requires the checking and documenting of compliance for plumbing and electrical requirements be done by licensed electrician and plumbers respectively to ensure they are functioning correctly.

Noted Item

Building:	Main Building
Location:	All Areas
Finding:	Site drainage
Information:	Unless mentioned as a defect further up this report, site drainage appears to be acceptable at the time of inspection, however, the site/yard should be monitored during heavy rain to determine whether the existing drains can cope. If it appears that they cannot cope, then additional drains may be required. The general adequacy of site drainage is not included in the Standard Property Inspection Report. Comments on surface water drainage are limited as where there may have been either little or no rainfall for a period of time, surface water drainage may appear to be adequate during the inspection but then during periods of heavy rain, may be found to be inadequate. Any comments made in this section are relevant only in light of the conditions present at the time of inspection. It is recommended that a Smoke Test be obtained to determine any illegal connections, blocked or broken drains.

Noted Item

Building:	Main Building
Location:	All Areas
Finding:	Additional Photos - Obstructions and Limitations
Information:	These photographs are an indication of the obstructions and limitations which impeded full inspection of the property at the time of inspection. These obstructions can hide an array of defects and should be removed to allow full inspection to be carried out. A re-inspection is recommended once the areas are made accessible.





Definitions to help you better understand this report

Access hole (cover)	An opening in flooring or ceiling or other parts of a structure (such as service hatch, removable panel) to allow for entry to carry out an inspection, maintenance or repair.
Accessible area	An area of the site where sufficient, safe and reasonable access is available to allow inspection within the scope of the inspection.
Appearance defect	Fault or deviation from the intended appearance of a building element.
Asbestos-Containing Material (ACM)	Asbestos-containing material (ACM) means any material or thing that, as part of its design, contains asbestos.
Building element	A portion of a building that, by itself or in combination with other such parts, fulfils a characteristic function. NOTE: For example supporting, enclosing, furnishing or servicing building space.
Client	The person or other entity for whom the inspection is being carried out.
Conditions Conducive to Termite Activity	Noticeable building deficiencies or environmental factors that may contribute to the presence of Termites.
Defect	Fault or deviation from the intended condition of a material, assembly, or component.
Detailed assessment	An assessment by an accredited sampler to determine the extent and magnitude of methamphetamine contamination in a property.
Inspection	Close and careful scrutiny of a building carried out without dismantling, in order to arrive at a reliable conclusion as to the condition of the building.
Inspector	Person or organisation responsible for carrying out the inspection.
Instrument Testing	Where appropriate the carrying out of Tests using the following techniques and instruments: (a) electronic moisture detecting meter - an instrument used for assessing the moisture content of building elements (b) stethoscope - an instrument used to hear sounds made by termites within building elements (c) probing - a technique where timber and other materials/areas are penetrated with a sharp instrument (e.g. bradawl or pocket knife), but does not include probing of decorative timbers or finishes, or the drilling of timber and trees and (d) sounding - a technique where timber is tapped with a solid object. (e) T3I - an instrument used to detect movement, moisture and changes in temperature within timber
Limitation	Any factor that prevents full or proper inspection of the building.
Major defect	A defect of sufficient magnitude where rectification has to be carried

	out in order to avoid unsafe conditions, loss of utility or further deterioration of the property.
Methamphetamine	An amphetamine-type stimulant that is highly addictive. Methamphetamine is a controlled substance, classified as a Class A (very high-risk) drug under the Misuse of Drug Act. This term is used as a grouping term to include all substances screened for, specifically: Ephedrine, Pseudoephedrine, Amphetamine, Methamphetamine, MDA and MDMA.
Methamphetamine contamination	A property or part of a property where the level of methamphetamine has been tested in accordance with this standard and found to exceed 0.5 micrograms/100 cm ² (Residential) or 10 micrograms/100 cm ² (Commercial).
Methamphetamine production/manufacture	The manufacture of methamphetamine, including processing, packaging, and storage of methamphetamine and associated chemicals.
Minor defect	A defect other than a major defect.
Roof space/Roof void	Space between the roof covering and the ceiling immediately below the roof covering.
Screening assessment	An assessment by a screening sampler to determine whether or not methamphetamine is present.
Serviceability defect	Fault or deviation from the intended serviceability performance of a building element.
Significant item	An item that is to be reported in accordance with the scope of the inspection.
Site	Allotment of land on which a building stands or is to be erected.
Structural defect	Fault or deviation from the intended structural performance of a building element.
Structural element	Physically distinguishable part of a structure. NOTE: For example wall, columns, beam, connection.
Subfloor space	Space between the underside of a suspended floor and the ground.
Subterranean Termite Management Proposal	A written proposal in accordance with Australian Standard AS 3660.2 to treat a known subterranean termite infestation and/or manage the risk of concealed subterranean termite access to buildings and structures.
Termites	Wood destroying insects belonging to the order 'Isoptera' which commonly attack seasoned timber.
Tests	Additional attention to the visual examination was given to those accessible areas which the consultant's experience has shown to be

particularly susceptible to attack by Termites. Instrument Testing of those areas and other visible accessible timbers/materials/areas showing evidence of attack was performed.

Timber Pest Activity	Tell-tale signs associated with 'active' (live) and/or 'inactive' (absence of live) Timber Pests at the time of inspection.
Timber Pest Attack	Timber Pest Activity and/or Timber Pest Damage.
Timber Pest Damage	Noticeable impairments to the integrity of timber and other susceptible materials resulting from an attack by Timber Pests.
Urgent and Serious Safety Hazards	Building elements or situations that present a current or immediate potential threat of injury or disease to persons.

Terms on which this report was prepared

This report is based on the condition of the property at the time of inspection. We strongly recommend re-inspection 30 days after this report is issued as the general condition of the property is likely to have changed, including the extent of defects described and instance of potential undetected defects.

This report has been prepared in accordance with and subject to the pre-inspection agreement in place between the parties, which forms part of this Report.

This Report is prepared for the client identified above and may not be relied on by any other person without our express permission or by the purchase of this Report on our website.

SPECIAL ATTENTION SHOULD BE GIVEN TO THE SCOPE, LIMITATIONS AND EXCLUSIONS IN YOUR PRE-INSPECTION AGREEMENT AND THIS REPORT

Any of the exclusions or limitations identified for this Report may be the subject of a special-purpose inspection which we recommend being undertaken by an appropriately qualified inspector

RELIANCE AND DISCLOSURE

This report has been prepared based on conditions at the time of the report.

We own the copyright in this report and may make it available to third parties.

If your Property is in the Australian Capital Territory, you acknowledge we will make certain information about this Report available to the ACT Government for inclusion in the building and pest inspections public register if required under the *Civil Law (Sale of Residential Property) Act 2003*. This will include the fact the report has been prepared, the Property street address, date of the inspection, the name of the person who prepared the report and (if applicable) the entity that employs them.

UNDETECTED DEFECT RISK RATING

If this Report has identified a medium or high-risk rating for undetected defects, we strongly recommend a further inspection of areas that were inaccessible. This may include an invasive inspection that requires the removal or cutting of walls, floors or ceilings.

If the Property has been vacant for a period of time, moisture levels or leaks may not be detectable at the time of the inspection because often only frequent use of water pipes (showers, taps etc) result in a leak being identifiable. We advise further testing on pipes and water susceptible areas (such as the bathroom and laundry) after more frequent use has occurred.

IMPORTANT SAFETY INFORMATION:

This is not a report by a licensed plumber or electrician. We recommend a special-purpose

report to detect substandard or illegal plumbing and electrical work at the Property

This is not a smoke alarm report. We recommend all existing detectors in the Property be tested and advice sought as to the suitability of number, placement and operation.

This is not an asbestos report. There are potential products in the Property containing asbestos that will not be identified in this report. In order to accurately identify asbestos, we recommend performing an asbestos inspection, particularly for buildings built prior to 1988.

This is not a report on safety glass. Glazing in older homes may not reflect current standards and may cause significant injury if damaged. Exercise caution around the glass in older homes.

This is not a report on window opening restrictions. We have not inspected window opening restrictors. Window openings in older buildings may not reflect current standards and can be a potential risk. Window opening restrictors are advised for all second story or above windows with sill heights below 900mm. Some states make this a mandatory requirement. Owners should enquire of their local and state requirements to ensure compliance.

This is not a report on pool safety. If a swimming pool is present it should be the subject to a special purpose pool inspection.

External Timber Structures - Balcony and Decks. It is strongly recommended that a Structural Engineer is required to assess distributed load capacity of external timber structures such as balconies and decks, alerting users of the load capacity. Regular maintenance and inspections by competent practitioners to assess the ongoing durability of exposed external timber structures are needed.

This is not a Group Titled Property Report as per AS4349.2. If you require a report for a Group Titled Property as per this standard, please seek a separate inspection for Group Titled Properties.

MOISTURE

The identification of moisture, dampness or the evidence of water penetration is dependent on the weather conditions at the time an inspection. The absence of dampness identified in this Report does not necessarily mean the Property will not experience some damp problems in other weather conditions or that roofs, walls or wet areas are watertight.

Where the evidence of water penetration is identified we recommend detailed investigation of waterproofing in the surrounding area monitoring of the affected area over a period of time to fully detect and assess the cause of dampness.

MAINTENANCE OF THE PROPERTY

This Report is not a warranty or an insurance policy against problems developing with the Property in the future. Accordingly, a preventative maintenance program should be implemented which includes systematic inspections, detection and prevention of issues. Please contact the inspector who carried out this inspection for further advice.

It is strongly advised that appropriate steps be taken to remove, rectify or monitor any evidence of

conditions conducive to timber pest activity. Undertaking thorough regular inspections at intervals not exceeding twelve months (or more frequent inspections where the risk of timber pest attack is high or the building type is susceptible to attack). To further reduce the risk of subterranean termite attack, implement a management program in accordance with Australian Standard AS3660. This may include the installation of a monitoring and/or baiting system, or chemical and/or physical barrier. However, AS3660 stresses that subterranean termites can bridge or breach barrier systems and inspection zones and those thorough regular inspections of the building are necessary.

NO CERTIFICATION

- a) The Property has been compared to others of a similar age, construction type and method that had an acceptable level of basic maintenance completed.
- b) We don't advise you about title, ownership or other legal matters like easements, restrictions, covenants and planning laws. None of our inspections constitutes approval by a Building Surveyor, a certificate of occupancy or compliance with any law, regulation or standard, including any comment on whether the Property complies with current Australian Standards, Building Regulations or other legislative requirements.

RECTIFICATION COSTS

We don't provide advice on the costs of rectification or repair unless specifically identified in the scope of the Report. Any cost advice provided verbally or in this report must be taken as of a general nature and is not to be relied on. Actual costs depend on the quality of materials, the standard of work, what price a contractor is prepared to do the work for and may be contingent on approvals, delays and unknown factors associated with third parties. No liability is accepted for costing advice.