



Building and Timber Pest Inspection Report

Inspection Date: Wed, 4 Mar 2026

Property Address: 45 Francis St, Rochester VIC 3561, Australia



Contents

	The Parties
Section A	Results of inspection - summary
Section B	General
Section C	Accessibility
Section D	Significant Items
Section E	Additional comments
Section F	Annexures to this report

Definitions to help you better understand this report

Terms on which this report was prepared

Special conditions or instructions

If you have any queries with this report or require further information, please do not hesitate to contact the person who carried out the inspection.

This Report has been prepared in accordance with the pre-inspection agreement in place between the parties set out below, which set out the purpose and scope of the inspection, and the significant items that will be reported on. This Report reflects the opinion of the inspector based on the documents that have been provided. This Report should be read in its entirety and in the context of the agreed scope of Services. If there is a discrepancy between the summary findings and the body of the Report, the body of the Report will prevail. We recommend that you should promptly implement any recommendation or advice in this Report, including recommendations of further inspections by another specialist. If you have any queries with this Report or require further information, please do not hesitate to contact the person who carried out the inspection. This Report contains reference to material that is the copyright of Standards Australia reproduced under agreement with SAI Global to Jim's Building Inspections (Australia).

Original Inspection Date: Wed, 4 Mar 2026

The Parties

Name of the Client:

Name of the Principal(if Applicable):

Job Address: 45 Francis St, Rochester VIC 3561, Australia

Client's Email Address:

Client's Phone Number:

Consultant: Kevin Granger Ph: 0417 758 062
Email: Shepparton@jimsbuildinginspections.com.au

Company Name: Jim's Building Inspections (Shepparton)

Company Address and Postcode: Shepparton 3630

Company Email: Shepparton@jimsbuildinginspections.com.au

Company Contact Numbers: 0417 758 062

Special conditions or instructions

A report may be conditional on information provided by the person, agents or employees of the person requesting the report, apparent concealment of possible defects and a range of other factors

The following apply: None noted

Section A Results of Inspection - summary

A summary of your inspection is outlined below; please also refer to the Report.

	Found	Not Found
Safety Hazard	✓	
Major Defect		✓
Minor Defect	✓	
Live Timber Pest Activity		✓
Timber Pest Damage	✓	
Conditions Conducive to Timber Pest Activity	✓	
Evidence of fungal decay activity and/or damage	✓	
Evidence of wood borer activity and/or damage		✓
Evidence of a previous termite management program		✓

Overall Condition (Building)

In summary, the building, compared to others of similar age and construction is in good condition with some minor defects found.

Overall Condition (Timber Pest)

In summary, the building, compared to others of similar age and construction is highly susceptible to timber pests. A termite treatment is required.

Section B General

General description of the property

Building Type	Detached, Residential
Company or Strata title	No
Floor	Timber Stumps, Suspended Timber Frame, Chipboard
Furnished	Unfurnished
No. of bedrooms	5
Occupied	Unoccupied
Orientation	South West
Other Building Elements	Carport, Fence - Fabricated Metal Fence, Shed
Other Timber Bldg Elements	Architraves, Deck, Door Frames, Doors, Eaves, Internal Joinery, Landscaping Timbers and Construction, Skirting Boards, Stair Railing, Staircase, Stumps, Timber Wall Panelling, Veranda Posts
Roof	Timber Framed, Pitched, Corrugated Iron (e.g. Colourbond)
Storeys	Single
Walls	Timber Framed and Clad, Hardi-plank
Weather	Fine

Section C Accessibility

Areas Inspected

The following areas were inspected. As documented in your Pre-Inspection Agreement, obstructions and limitations to the accessible areas for inspection are to be expected in any inspection. Refer also to our listing of obstructions and limitations.

- Exterior
- Fencing
- Gardens
- Interior
- Landscaping Timbers
- Outbuildings
- Posts
- Roof Exterior
- Roof Void - Part
- Stumps
- Subfloor - Part
- The Site
- Trees
- Wall Exterior

The inspection excludes areas which are affected by obstructions, where access is limited or unsafe. We do not move obstructions and defects, timber pest activity or conditions conducive to these may not be obvious unless they are removed.

Inaccessible Areas

The following areas were inaccessible:

- Areas of low roof pitch preventing full inspection.
- Areas of skillion or flat roof - no access
- Ceiling Cavity - Part.

- Outside of the fencing.
- Subfloor - Part.

Any areas which are inaccessible at the time of inspection present a high risk for undetected defects and timber pest activity and conditions conducive to these. The client is advised to make inaccessible areas accessible wherever possible for re-inspection.

Obstructions and Limitations

Building defects, termite and timber pest activity as well as conditions conducive to both, may be concealed by the following obstructions which prevented full inspection:

- Appliances and equipment
- Areas of low roof pitch preventing full inspection
- Areas of skillion or flat roof - no access
- Ceiling linings
- Debris in gutters
- Decking
- Duct work
- External concrete or paving
- External finished ground level
- Fixed Furniture - Built-in Cabinetry
- Floor coverings
- Furniture
- Insulation
- Lack of clearance - subfloor
- Subfloor area - Limited access due to restrictive crawl space
- Wall linings

The presence of obstructions increases the risk of undetected building defects, timber pest activity and conditions conducive to these. The client should make arrangement to remove obstructions where ever possible and re-inspect these areas urgently.

Undetected defect risk (Building)

A risk rating is provided to help you understand the degree to which accessibility issues and the presence of obstructions have limited the scope of the inspection

The risk of undetected defects is: **High**

When the risk of undetected defects is medium or high we strongly recommend further inspection once access is provided or if the obstruction can be removed. Contact us for further advice.

Undetected defect risk (Timber Pest)

A risk rating is provided to help you understand the degree to which accessibility issues and the presence of obstructions have limited the scope of the inspection

The risk of undetected defects is: **High**

When the risk of undetected defects is medium or high we strongly recommend further inspection once access is provided or if the obstruction can be removed. Contact us for further advice.

Section D Significant Items

Safety Hazard

Finding 1.01

Building: Building 1
Location: Carport
Finding: Window - Cracked
Information: Cracks were identified in the window in this area. Cracking in windows is generally the result of impact damage, and is likely to develop further when left unmanaged.

The likelihood of this windowpane further cracking and shattering is increased exponentially, providing a safety hazard in the area. The cracked window also impairs the weather tightness of the building, creating potential for minor water leaks.

A qualified glazier is required to repair the window as soon as possible. Depending on the extent of the cracking, replacement of the window may be required. Please be advised that any persons coming into contact with the cracked window should do so with due caution to avoid any personal injury that may ensue.



Major Defect

No evidence was found

Minor Defect

Finding 3.01

Building: Building 1

Location: All Internal Areas


Finding: Flooring - Uneven

Information: The internal flooring in this area is out of level and uneven. Uneven flooring is likely to indicate minor defects such as expected movement of the foundations of the property, but may also indicate subsidence of the associated subfloor stumps.

It is advised that the flooring be closely monitored to identify any further movement. Where flooring remains relatively unchanged for an extended period of time (i.e. several months), it is likely that this defect has been caused by expected movement of the foundations of the property.

However, where flooring is uneven further, potentially invasive inspection of the subfloor structures and stumps in this area is required. In this case, works to repair are likely to be required, and would be carried out by a registered builder specialising in re-stumping.





Finding 3.02

Building:	Building 1
Location:	Verandah > Rear
Finding:	Flashing - missing
Information:	Flashing is required to be installed wherever walls are interrupted by openings within the cavity where the roof abuts a cavity wall or the like at the base of cavities and where masonry chimney's abut the roof. Instances where flashing is missing in locations nominated by BCA3.3.4.7 this should be reinstated.



Finding 3.03

Building:	Building 1
Location:	Verandah
Finding:	Cracked floor tiles
Information:	Cracking in the floor tiles was evident in this area at the time of inspection. It is suspected that this cracking has occurred as a result of minor settlement or impact damage.

Cracked tiles throughout the household detract from the overall appearance of the affected areas however it is unlikely to create or lead to any secondary defects.

While not considered a matter of urgency, replacement of cracked floor tiles is

recommended at the clients discretion. A tiling contractor may be appointed to perform these works. Where cracks become more numerous, contact a licensed building inspector for further investigation.



Finding 3.04

Building: Building 1
 Location: Bathroom
 Finding: Cabinets- moisture affected.
 Information: The structure of the Cabinets in this area was found to be deteriorating due to the effects of excessive moisture. Replacement of any damaged board materials is recommended. Parts of the Cabinetry not badly damaged or swollen may be re-sealed or painted.

The source of the moisture must be identified and rectified before repairs and replacement is carried out. The services of a Cabinet maker or General Handy Person should be sought at the discretion of the owner.



Finding 3.05

Building: Building 1
 Location: Kitchen
 Finding: Tiles - Drummy

Information: Drummy tiled areas were identified at the time of inspection. The term 'drummy' refers to tiles that have become detached from their fixing, despite otherwise being in relatively good condition. Such defects are generally caused by physical or moisture damage to the area. Drummy tiled areas may also be a direct result of poor workmanship during the construction process.

Tiled areas may swell and shrink with changes in air humidity if the area has sustained moisture damage. Any exposure to moisture is capable of causing tiled areas to become drummy and/or cracked over a prolonged period of time. Drummy tiled areas generally require removal and replacement of affected tiles, with adequate sealant and grouting.

Specialist trades are available for these types of services. A registered builder may be required to undertake works if damage is extensive or if secondary building defects have resulted. Otherwise, it is advised that a tiling contractor be appointed to perform works as necessary. Immediate action is recommended to ensure that no further damage is sustained in the affected area.



Finding 3.06

Building: Building 1
 Location: Bedroom 1, 2
 Finding: Door - Striker plate misaligned
 Information: The striker plate to this door appears to have become misaligned and has consequently resulted in the door's operation being compromised.

This is a common defect and is expected in a property of this age, whether being due to substandard installation or general deterioration of the door hardware.

Readjustment of the striker plate is recommended at client discretion. Works such as these can be completed by a general handyman or qualified carpenter.




Finding 3.07

Building: Building 1
 Location: Carport
 Finding: Crack in concrete slab - Category 1
 Information: A crack coded as Category 1 was identified in the slab. A Category 1 crack is described as a fine but noticeable crack, with the slab at an otherwise reasonable level.

To be considered Category 1, the approximate width of the crack is less than 1.0mm, or a less than 10mm change in offset when a 3m straight edge is placed over the defect.

Category 1 cracks should be monitored for a period of 12 months. At the end of the monitoring period, identified cracks that are rated greater than Category 2 are considered defects, and require rectification.



Live Timber Pest Activity

No evidence was found

Timber Pest Damage

Finding 5.01

Building: Building 1
 Location: Yard - Side
 Finding: Evidence of termite damage- minor
 Information: Despite no live termite or timber pest activity being indicated, previous termite damage was found to have affected this area. This damage is considered to be inactive and is minor in nature.

It is advised that the area be visually inspected frequently to ensure that the condition of affected building materials does not worsen. At the time of inspection, damage is not structural and is only considered to be superficial.

A building contractor may be appointed to provide a further invasive inspection if further damage is evident.





Conditions Conducive to Timber Pest Activity

Finding 6.01

Building: Building 1

Location: Ensuite

Finding: Water leak - Inactive

Information: Water leaks generally occur when a particular area of the property is not weather- or water-tight. While the damage in this area appears to be from an old inactive water leak, the area should be monitored frequently for the recurrence of any dampness.

Repair and / or replacement of previously affected building elements is at client discretion. Consider a further invasive inspection: removal of obstructions around the damaged area may reveal further damage which has been concealed. A more significant or major defect may be identified at this time.

Where recurrence of an active water leak is identified, a qualified plumber should be appointed immediately to rectify the leak and advise on any further preventative works as necessary.





Finding 6.02

Building: Building 1
Location: Yard - Side, back
Finding: HWS Overflow - Not Connected
Information: The Hot Water System (HWS) overflow was found to be disconnected from storm water drainage and is creating excessive moisture in the surrounding area.

These damp conditions can lead to secondary defects such as rot, rust or corrosion of associated building elements, the formation of fungal decay, or even the creation of potential slip hazards. When coupled with poor site drainage, pooling of water may also attract termite activity to this area.

It is highly recommended that a licensed plumber be appointed to connect the HWS overflow in order to prevent such an environment from being created. These minor works should be carried out as soon as possible.





Finding 6.03

Building: Building 1
 Location: Verandah, upper roof >
 Finding: Guttering Missing
 Information: The Guttering in this area was missing at the time of inspection. Guttering, Downpipes and Stormwater drainage are vital to protect the integrity of the structure and to prevent an environment conducive to Timber Pest attack.

A Plumber should be contacted as soon as possible to replace and connect to drainage the missing Guttering.





Finding 6.04

Building:	Building 1
Location:	Yard - Side, carport
Finding:	Stormwater drain - Not connected
Information:	The roof plumbing is not adequately connected to stormwater drainage on the site. This disconnection negatively impacts the functional capacity of the roof plumbing.

Where roof plumbing doesn't drain adequately, the area at the base perimeter can become excessively damp, potentially creating an environment that is susceptible to rust and corrosion of surrounding building elements, as well as attracting termites and other pests.

It is highly recommended that a plumber be appointed to further inspect the area and to install adequate drainage equipment where necessary.





Finding 6.05

Building: Building 1
Location: Yard - Side
Finding: Downpipe/ Stormwater pipe Damaged
Information: The Stormwater element was found to be damaged at the time of inspection.

Downpipes ensure excess water is directed away from the structure to prevent damage. This damage includes Fungal timber decay, Termite attack and sinking of the stumps that support the floor. All of this type of damage may lead to costly repairs.

A Plumber should be contacted to make repairs as soon as possible to prevent deterioration of the Structure.



Finding 6.06

Building:	Building 1
Location:	Yard - Side, verandah
Finding:	Untreated or non-durable timbers in a hazardous environment
Information:	To reduce the risk of timber pest attack it is essential that timber used in a hazardous environment (e.g. in direct contact with the ground or frequently exposed to damp conditions) is of sufficient durability and/or is adequately preservative treated.

Untreated timbers in direct contact with the ground are likely to develop severe wood rot and/or fungal decay if left unattended creating attraction for subterranean termites to infest the timbers from surrounding areas.

If untreated or non-durable timbers are found to be in a hazardous environment it is highly advised that replacement of these building elements be performed as soon as possible to aid the protection of the property against termite / timber pest attack.






Finding 6.07

Building:	Building 1
Location:	Walk in robe
Finding:	Ceiling - Water stained
Information:	Water staining to ceiling linings in this area was evident at the time of inspection. Water staining indicates that surfaces have been exposed to excessive moisture over time. The minerals and other elements in the water lead to staining, which may graduate to corrosion and deterioration if left unmanaged.

While mostly an appearance defect, water staining can be indicative of more serious defects, which may be currently concealed by interior ceilings.

Where water staining is active, a licensed plumber must be consulted to identify the cause of the staining and to provide advice on any reparation works that may be required. Replacement of any damaged structures is advised.

Conversely, where water staining is old and inactive, affected building materials may be repaired or replaced at client discretion.



Finding 6.08

Building:	Building 1
Location:	Yard - Back
Finding:	Tree Stump in Ground
Information:	Any tree stumps in the yard not removed during the tree removal process provides the opportunity for Termite infestation and is likely to be subject to decay from damp conditions against the stump.

All tree stumps should be removed by professional tree removal services where possible. Meanwhile regular inspections are advised to identify any termite activity in the areas identified.

Services for tree stump removal should be contacted as soon as possible to reduce the risk of timber pest attack.



Finding 6.09

Building:	Building 1
Location:	All External Areas
Finding:	Termite Management System - no evidence of a chemical installation
Information:	The application of a post-construction chemical termite barrier is highly recommended for all properties, particularly if live termite activity has been found on the site

previously. Such barriers are highly effective in preventing termite attack on any timber building elements throughout the property.

A durable notice should be placed in the switchboard unit to indicate current termite barriers. At the time of inspection, it appeared as though no termite management system has been installed, with no evidence to suggest preventative works taking place.

The client may consider gaining further advice from a pest controller as to the costs and procedures involved with this application. It is recommended that obtaining such advice be a short-term priority.





Evidence of fungal decay activity and/or damage

Finding 7.01

Building:	Building 1
Location:	Entry, back yard, carport, spa
Finding:	Fungal decay - present (localised)
Information:	Fungal decay also known as wood decay or wood rot generally refers to the deterioration of timber elements when in contact with excessive levels of moisture for a prolonged period of time.

The development of fungal decay is accelerated by temperatures in the range of 5degreeC to 40degreeC as well as the presence of oxygen. Generally fungal decay develops on timber elements that are in use in an external environment which are exposed to rain penetration.

In this case although the affected timber element is in a decaying state the extent of any visible damage appears to be localised to a specific area and is yet to spread to other parts of the building element or affect adjoining structures. The fungal decay is therefore likely to be of a relatively superficial nature with minimal impact on the structural integrity or tensile strength of the timber element.





Finding 7.02

Building:	Building 1
Location:	Verandah
Finding:	Fungal decay - present (widespread)
Information:	Fungal decay is also known as wood decay or wood rot generally refers to the deterioration of timber elements when in contact with excessive levels of moisture for a prolonged period of time.

The development of fungal decay is accelerated by temperatures in the range of 5degreeC to 40degreeC as well as the presence of oxygen. Generally fungal decay develops on timber elements that are in use in an external environment which are exposed to rain penetration.

In this case, fungal decay appears to have become widespread and is likely to have affected any adjoining timber elements/structures. The widespread development of fungal decay is likely to have heavily impacted the structural integrity and tensile strength of the affected timber elements and the associated structure.

Timbers affected by widespread fungal decay should be replaced immediately. The cause of the moisture that has led to the development of such decay should also be identified and dealt with in an appropriate manner.





Evidence of wood borer activity and/or damage

No evidence was found

Section D Significant Items

D4 Further Inspections

We advise that you seek additional specialist inspections from a qualified and, where appropriate, licensed

- As identified in summary and defect statements
- Termite and Timber Pest Technician / Licensed Pest Controller

Jim's Building Inspections can put you in contact with qualified and licensed providers of these and other trades services. Please contact your inspector for recommendations, or visit www.jims.net.

D5 Conclusion - Assessment of overall condition of property

-

Compared to other buildings of a similar age, this Hardiplank clad, Timber framed building was found to be in Good condition at the time of the inspection.

A safety hazard is noted. There is cracking evident in the carport windows. A glazier should be contacted immediately to restore the area and prevent potential injury.

There is no evidence of previous Termite Management services. The property has factors that are conducive to Termite attack. A Licensed Pest controller should be contacted soon to advise on a Termite Management Plan and avoid potentially costly repairs.

The relevant professional services should be engaged immediately to clarify further works as noted in the body of the report. Maintenance work items needing attention may be performed at the Client's discretion. Works should not be neglected as further deterioration may occur.

For further information, advice and clarification please contact Kevin Granger on: 0417 758 062

Section D Significant Items

The following items were noted as - For your information

Noted Item

Building: Building 1
 Location: Kitchen
 Finding: Dishwasher connection
 Information: The drain for the dishwasher joins the sewer drain below the trap. This may allow sewer gas or material to flow back into the dishwasher. Foul odour and health problems may be experienced.

A plumber should be contacted immediately to improve the area and prevent negative outcomes.



Noted Item

Building: Building 1
 Location: Roof Void
 Finding: Insulation - Inadequate
 Information: Upon inspection of the roof void it was noted that there is a lack of adequate insulation.

Insufficient insulation will result in a comparatively higher cost to heat and cool a property as there is a lack of Insulation (or uneven coverage of insulation) which works as a barrier to heat transfer. This helps to keep out unwanted heat in summer and preserves warmth inside your home in winter. It can also help soundproof your home from unwanted airborne noise transfer.

Example - Where there is a gap in coverage totaling 5% there is a potential for up to 50% of the energy efficiency to escape.

The level of insulation in the property does not meet current Australian Standards.

Installation of adequate insulation is required and should be conducted as soon as possible.

Caution should be exercised when accessing the roof void. Do not attempt to stand on the framework to the underside of the trusses and be aware there is a potential for electric shock if contact is made with exposed or faulty electrical wiring.



Noted Item

Building: Building 1
 Location: Verandah entry
 Finding: Tiles - Cracked or damaged
 Information: Cracking and removal was evident to the tiling in this area at the time of inspection. This area is frequently exposed to water, allowing potential for water penetration into adjoining sections of walls or flooring.

If left unmanaged, water penetration to these areas may lead to subsequent water damage, which is likely necessitate repair work to affected building elements.

A tiling contractor should be appointed to ensure that no further water damage occurs. The re-application of silicone and grouting throughout remaining tile work is also advised, to further protect the area against water penetration.

Where water penetration has led to water damage, appointment of a relevant tradesperson may be required to repair damaged building elements.



Noted Item

Building: Building 1
 Location: All Areas
 Finding: Additional Photos - Obstructions and Limitations
 Information: These photographs are an indication of the obstructions and limitations which impeded full inspection of the property at the time of inspection. These obstructions can hide an array of defects and should be removed to allow full inspection to be carried out. A re-inspection is recommended once the areas are made accessible.





Definitions to help you better understand this report

Access hole (cover)	An opening in flooring or ceiling or other parts of a structure (such as service hatch, removable panel) to allow for entry to carry out an inspection, maintenance or repair.
Accessible area	An area of the site where sufficient, safe and reasonable access is available to allow inspection within the scope of the inspection.
Appearance defect	Fault or deviation from the intended appearance of a building element.
Asbestos-Containing Material (ACM)	Asbestos-containing material (ACM) means any material or thing that, as part of its design, contains asbestos.
Building element	A portion of a building that, by itself or in combination with other such parts, fulfils a characteristic function. NOTE: For example supporting, enclosing, furnishing or servicing building space.
Client	The person or other entity for whom the inspection is being carried out.
Conditions Conducive to Termite Activity	Noticeable building deficiencies or environmental factors that may contribute to the presence of Termites.
Defect	Fault or deviation from the intended condition of a material, assembly, or component.
Detailed assessment	An assessment by an accredited sampler to determine the extent and magnitude of methamphetamine contamination in a property.
Inspection	Close and careful scrutiny of a building carried out without dismantling, in order to arrive at a reliable conclusion as to the condition of the building.
Inspector	Person or organisation responsible for carrying out the inspection.
Instrument Testing	Where appropriate the carrying out of Tests using the following techniques and instruments: (a) electronic moisture detecting meter - an instrument used for assessing the moisture content of building elements (b) stethoscope - an instrument used to hear sounds made by termites within building elements (c) probing - a technique where timber and other materials/areas are penetrated with a sharp instrument (e.g. bradawl or pocket knife), but does not include probing of decorative timbers or finishes, or the drilling of timber and trees and (d) sounding - a technique where timber is tapped with a solid object. (e) T3I - an instrument used to detect movement, moisture and changes in temperature within timber
Limitation	Any factor that prevents full or proper inspection of the building.
Major defect	A defect of sufficient magnitude where rectification has to be carried

	out in order to avoid unsafe conditions, loss of utility or further deterioration of the property.
Methamphetamine	An amphetamine-type stimulant that is highly addictive. Methamphetamine is a controlled substance, classified as a Class A (very high-risk) drug under the Misuse of Drug Act. This term is used as a grouping term to include all substances screened for, specifically: Ephedrine, Pseudoephedrine, Amphetamine, Methamphetamine, MDA and MDMA.
Methamphetamine contamination	A property or part of a property where the level of methamphetamine has been tested in accordance with this standard and found to exceed 0.5 micrograms/100 cm ² (Residential) or 10 micrograms/100 cm ² (Commercial).
Methamphetamine production/manufacture	The manufacture of methamphetamine, including processing, packaging, and storage of methamphetamine and associated chemicals.
Minor defect	A defect other than a major defect.
Roof space/Roof void	Space between the roof covering and the ceiling immediately below the roof covering.
Screening assessment	An assessment by a screening sampler to determine whether or not methamphetamine is present.
Serviceability defect	Fault or deviation from the intended serviceability performance of a building element.
Significant item	An item that is to be reported in accordance with the scope of the inspection.
Site	Allotment of land on which a building stands or is to be erected.
Structural defect	Fault or deviation from the intended structural performance of a building element.
Structural element	Physically distinguishable part of a structure. NOTE: For example wall, columns, beam, connection.
Subfloor space	Space between the underside of a suspended floor and the ground.
Subterranean Termite Management Proposal	A written proposal in accordance with Australian Standard AS 3660.2 to treat a known subterranean termite infestation and/or manage the risk of concealed subterranean termite access to buildings and structures.
Termites	Wood destroying insects belonging to the order 'Isoptera' which commonly attack seasoned timber.
Tests	Additional attention to the visual examination was given to those accessible areas which the consultant's experience has shown to be

particularly susceptible to attack by Termites. Instrument Testing of those areas and other visible accessible timbers/materials/areas showing evidence of attack was performed.

Timber Pest Activity	Tell-tale signs associated with 'active' (live) and/or 'inactive' (absence of live) Timber Pests at the time of inspection.
Timber Pest Attack	Timber Pest Activity and/or Timber Pest Damage.
Timber Pest Damage	Noticeable impairments to the integrity of timber and other susceptible materials resulting from an attack by Timber Pests.
Urgent and Serious Safety Hazards	Building elements or situations that present a current or immediate potential threat of injury or disease to persons.

Terms on which this report was prepared

This report is based on the condition of the property at the time of inspection. We strongly recommend re-inspection 30 days after this report is issued as the general condition of the property is likely to have changed, including the extent of defects described and instance of potential undetected defects.

This report has been prepared in accordance with and subject to the pre-inspection agreement in place between the parties, which forms part of this Report.

This Report is prepared for the client identified above and may not be relied on by any other person without our express permission or by the purchase of this Report on our website.

SPECIAL ATTENTION SHOULD BE GIVEN TO THE SCOPE, LIMITATIONS AND EXCLUSIONS IN YOUR PRE-INSPECTION AGREEMENT AND THIS REPORT

Any of the exclusions or limitations identified for this Report may be the subject of a special-purpose inspection which we recommend being undertaken by an appropriately qualified inspector

RELIANCE AND DISCLOSURE

This report has been prepared based on conditions at the time of the report.

We own the copyright in this report and may make it available to third parties.

If your Property is in the Australian Capital Territory, you acknowledge we will make certain information about this Report available to the ACT Government for inclusion in the building and pest inspections public register if required under the *Civil Law (Sale of Residential Property) Act 2003*. This will include the fact the report has been prepared, the Property street address, date of the inspection, the name of the person who prepared the report and (if applicable) the entity that employs them.

UNDETECTED DEFECT RISK RATING

If this Report has identified a medium or high-risk rating for undetected defects, we strongly recommend a further inspection of areas that were inaccessible. This may include an invasive inspection that requires the removal or cutting of walls, floors or ceilings.

If the Property has been vacant for a period of time, moisture levels or leaks may not be detectable at the time of the inspection because often only frequent use of water pipes (showers, taps etc) result in a leak being identifiable. We advise further testing on pipes and water susceptible areas (such as the bathroom and laundry) after more frequent use has occurred.

IMPORTANT SAFETY INFORMATION:

This is not a report by a licensed plumber or electrician. We recommend a special-purpose

report to detect substandard or illegal plumbing and electrical work at the Property

This is not a smoke alarm report. We recommend all existing detectors in the Property be tested and advice sought as to the suitability of number, placement and operation.

This is not an asbestos report. There are potential products in the Property containing asbestos that will not be identified in this report. In order to accurately identify asbestos, we recommend performing an asbestos inspection, particularly for buildings built prior to 1988.

This is not a report on safety glass. Glazing in older homes may not reflect current standards and may cause significant injury if damaged. Exercise caution around the glass in older homes.

This is not a report on window opening restrictions. We have not inspected window opening restrictors. Window openings in older buildings may not reflect current standards and can be a potential risk. Window opening restrictors are advised for all second story or above windows with sill heights below 900mm. Some states make this a mandatory requirement. Owners should enquire of their local and state requirements to ensure compliance.

This is not a report on pool safety. If a swimming pool is present it should be the subject to a special purpose pool inspection.

External Timber Structures - Balcony and Decks. It is strongly recommended that a Structural Engineer is required to assess distributed load capacity of external timber structures such as balconies and decks, alerting users of the load capacity. Regular maintenance and inspections by competent practitioners to assess the ongoing durability of exposed external timber structures are needed.

This is not a Group Titled Property Report as per AS4349.2. If you require a report for a Group Titled Property as per this standard, please seek a separate inspection for Group Titled Properties.

MOISTURE

The identification of moisture, dampness or the evidence of water penetration is dependent on the weather conditions at the time an inspection. The absence of dampness identified in this Report does not necessarily mean the Property will not experience some damp problems in other weather conditions or that roofs, walls or wet areas are watertight.

Where the evidence of water penetration is identified we recommend detailed investigation of waterproofing in the surrounding area monitoring of the affected area over a period of time to fully detect and assess the cause of dampness.

MAINTENANCE OF THE PROPERTY

This Report is not a warranty or an insurance policy against problems developing with the Property in the future. Accordingly, a preventative maintenance program should be implemented which includes systematic inspections, detection and prevention of issues. Please contact the inspector who carried out this inspection for further advice.

It is strongly advised that appropriate steps be taken to remove, rectify or monitor any evidence of

conditions conducive to timber pest activity. Undertaking thorough regular inspections at intervals not exceeding twelve months (or more frequent inspections where the risk of timber pest attack is high or the building type is susceptible to attack). To further reduce the risk of subterranean termite attack, implement a management program in accordance with Australian Standard AS3660. This may include the installation of a monitoring and/or baiting system, or chemical and/or physical barrier. However, AS3660 stresses that subterranean termites can bridge or breach barrier systems and inspection zones and those thorough regular inspections of the building are necessary.

NO CERTIFICATION

- a) The Property has been compared to others of a similar age, construction type and method that had an acceptable level of basic maintenance completed.
- b) We don't advise you about title, ownership or other legal matters like easements, restrictions, covenants and planning laws. None of our inspections constitutes approval by a Building Surveyor, a certificate of occupancy or compliance with any law, regulation or standard, including any comment on whether the Property complies with current Australian Standards, Building Regulations or other legislative requirements.

RECTIFICATION COSTS

We don't provide advice on the costs of rectification or repair unless specifically identified in the scope of the Report. Any cost advice provided verbally or in this report must be taken as of a general nature and is not to be relied on. Actual costs depend on the quality of materials, the standard of work, what price a contractor is prepared to do the work for and may be contingent on approvals, delays and unknown factors associated with third parties. No liability is accepted for costing advice.